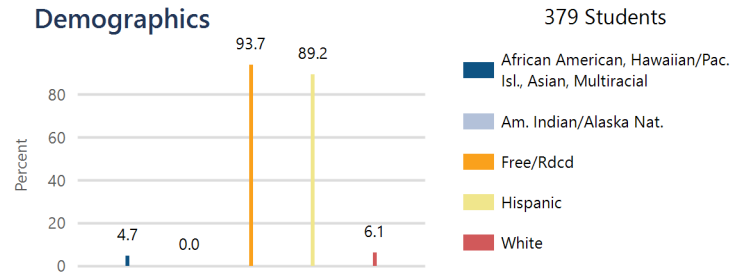




## Meadowlark Elementary School - Liberal USD 480

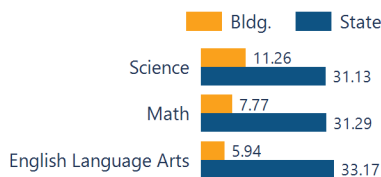
1200 N Calvert, Liberal, KS 67901  
 (620) 604-2100  
 www.usd480.net  
 Principal: **Shawna Evans**

System Accreditation Status: **Conditionally Accredited**  
 ESSA Annual Meaningful Differentiation: **Below**  
 Grades: **K-5**  
 Superintendent: **Todd Carter**

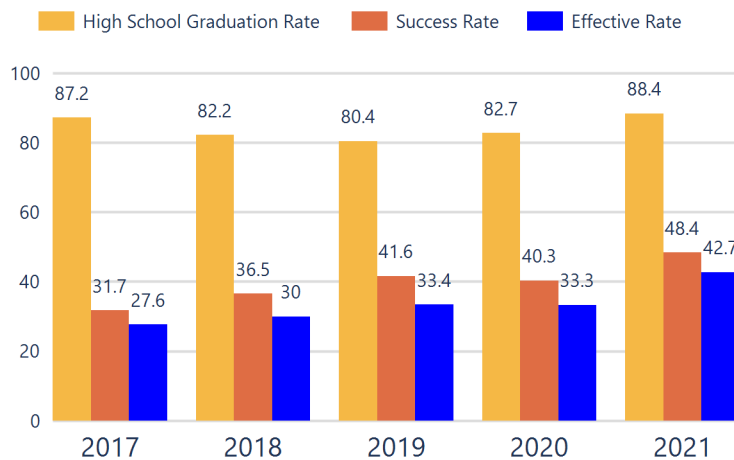


### Academically Prepared for Postsecondary Success

The percentage of students who scored at Levels 3 and 4 on the state assessment.



### District Postsecondary Effectiveness



### District Kansans Can Star Recognition

	Gold	Silver	Bronze	Copper
Social-Emotional Growth				★
Kindergarten Readiness				
Individual Plan of Study				
Academically Prepared for Postsecondary				
Civic Engagement				
High School Graduation				
Postsecondary Success				

Kansans CAN  
lead the world!  
Graduation  
**95%**  
Effective Rate 70-75%

Five-Year Graduation Avg

**84.2%**

Five-Year Success Avg

**39.7%**

Five-Year Effective Avg

**33.4%**

95% Confidence Interval  
for the Predicted  
Effectiveness Rate

**32.7 - 38.9%**

The numerator and denominator in the Five-Year Averages contain total student counts over five years (2017-2021) and are rounded to the nearest whole number.

**Graduation Rate:** The 4-year adjusted cohort graduation rate is the number of students who graduate in four years with a regular high school diploma divided by the number of students who entered high school as 9th graders four years earlier (adjusting for transfers in and out).

**Success Rate:** A student must meet one of the four following outcomes within two years of High School graduation.

1. Student earned an Industry Recognized Certification while in High School.
2. Student earned a Postsecondary Certificate.
3. Student earned a Postsecondary Degree.
4. Student enrolled in Postsecondary in both the first and second year following High School graduation.

**Effective Rate:** The calculated Graduation Rate multiplied by the calculated Success Rate.

#### GRADUATION RATE

The four-year adjusted cohort graduation rate is the percentage of students in a cohort, adjusted for transfers into and out of the school, district, or state, who graduate with a regular high school diploma within four years of entering high school.

#### ATTENDANCE RATE

Rate at which students are present at school, not including excused or unexcused absences.

#### CHRONIC ABSENTEEISM

Percentage of students who miss 10% or more of school days per year either with or without a valid excuse.

#### DROPOUT RATE

The dropout rate is calculated annually and reflects the number of seventh- twelfth grade students who drop out in any one school year. A dropout is any student who exits school between October 1 and September 30 with a dropout EXIT code AND does not re-enroll in school by September 30.

N/A

State: **School ESSA Operating Expenditures Per Pupil**

88.1

Expenditures reflect those for the normal day-to-day operation of schools as reported by the Local Education Agency. The following expenditures are excluded: capital outlay, school construction and building improvements, equipment and debt services.

**\$13,142**

State:

92.8

State:  
**\$14,570**

**94.4%**

State:

21.8

[Click here for State Financial Accountability.](#)

**15.6%**

State:

1.6

# Meadowlark Elementary School

## K.S.A. 72-5178 Accountability Report 2022-2023



### School Academic Success

State Assessment scores are displayed by student subgroup over three years time in three subjects: Math, English Language Arts (ELA), and Science. Assessment scores are not available for the 2020 school year.

#### ALL STUDENTS

	2020-21			2021-22			2022-23		
	Math	ELA	Sci	Math	ELA	Sci	Math	ELA	Sci
Level 1	60.43	56.12	55.35	58.65	64.60	42.55	59.06	68.64	56.33
Level 2	30.76	34.83	35.71	34.07	29.21	44.68	33.16	25.40	32.39
Level 3	8.24	8.38	8.92	5.58	5.05	12.76	7.77	5.40	8.45
Level 4	0.54	0.64	0.00	1.67	1.12	0.00	0.00	0.54	2.81

#### FREE AND REDUCED LUNCH STUDENTS

	2020-21			2021-22			2022-23		
	Math	ELA	Sci	Math	ELA	Sci	Math	ELA	Sci
Level 1	59.74	59.68	60.00	58.68	65.26	41.30	59.56	69.88	56.92
Level 2	31.81	30.23	31.11	35.32	28.74	45.65	33.33	23.86	33.84
Level 3	8.44	9.30	8.88	4.79	4.79	13.04	7.10	5.68	6.15
Level 4	0.00	0.77	0.00	1.19	1.19	0.00	0.00	0.56	3.07

#### STUDENTS WITH DISABILITIES

	2020-21			2021-22			2022-23		
	Math	ELA	Sci	Math	ELA	Sci	Math	ELA	Sci
Level 1	75.75	53.84	N/A	78.12	78.12	N/A	74.07	75.00	53.84
Level 2	21.21	38.46	N/A	18.75	18.75	N/A	25.92	14.28	38.46
Level 3	3.03	7.69	N/A	3.12	0.00	N/A	0.00	10.71	0.00
Level 4	0.00	0.00	N/A	0.00	3.12	N/A	0.00	0.00	7.69

#### AFRICAN-AMERICAN STUDENTS

	2020-21			2021-22			2022-23		
	Math	ELA	Sci	Math	ELA	Sci	Math	ELA	Sci
Level 1	N/A	N/A	N/A	N/A	N/A	N/A	N/A	N/A	N/A
Level 2	N/A	N/A	N/A	N/A	N/A	N/A	N/A	N/A	N/A
Level 3	N/A	N/A	N/A	N/A	N/A	N/A	N/A	N/A	N/A
Level 4	N/A	N/A	N/A	N/A	N/A	N/A	N/A	N/A	N/A

#### HISPANIC STUDENTS

	2020-21			2021-22			2022-23		
	Math	ELA	Sci	Math	ELA	Sci	Math	ELA	Sci
Level 1	61.30	58.04	54.90	59.39	65.24	43.18	58.88	70.34	58.46
Level 2	29.76	32.86	35.29	34.54	28.65	47.72	33.33	23.83	32.30
Level 3	8.92	8.39	9.80	4.24	4.87	9.09	7.77	5.81	6.15
Level 4	0.00	0.69	0.00	1.81	1.21	0.00	0.00	0.00	3.07

N/A: To protect student privacy, when a subgroup has fewer than 10 students, the data are not displayed.

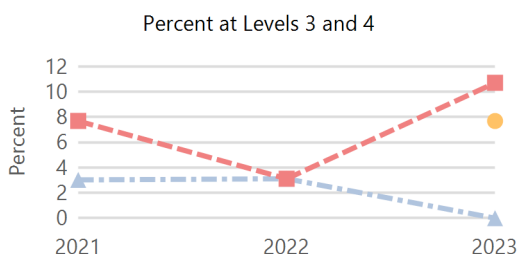
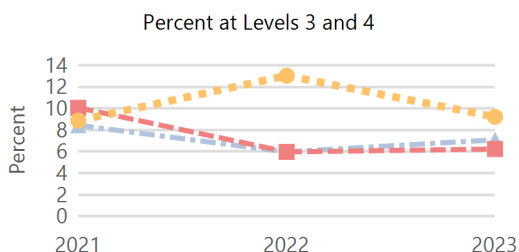
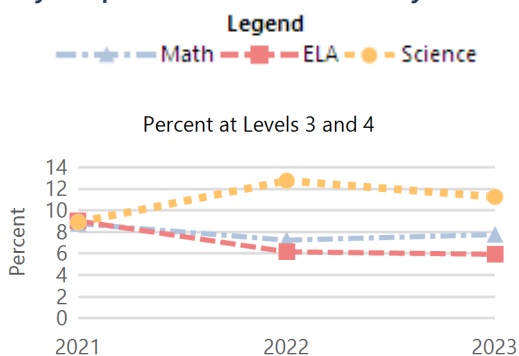
### ACT Performance (2023 School Year)

ACT is a national college admissions exam that includes subject level tests in English, Math, Reading and Science. Students receive scores that range from 1 to 36 on each subject and an overall Composite score. This report provides the average Composite score for the 2023 graduating seniors who took the ACT as sophomores, juniors, or seniors.

Note: Not all eligible students completed an ACT.

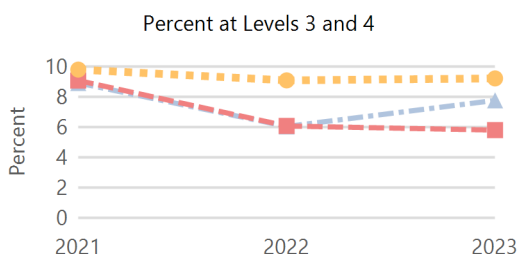


### Academically Prepared for Postsecondary Success



Percent at Levels 3 and 4

\*To protect student privacy, when a subgroup has fewer than 10 students the data are not displayed. Assessment scores are not available for the 2020 school year.



### Building

State

19.3