




WAYNESBORO AREA SCHOOL DISTRICT

2024-25 Proposed Final Budget

Budget Committee met 6 times from October 2023 through March 2024

Proposed timeline

| | | |
|--------------------------|--|---|
| March 26, 2024 | Presentation |  |
| April 8, 2024 | Budget Committee Meeting |  |
| April 9, 2024 | Board Vote on Proposed Final Budget | |
| April 23, 2024 | Board Meeting | |
| May 9 or 23, 2024 | Board Vote on Final Budget | |
| May 13, 2024 | Budget Committee Meeting | |



WAYNESBORO AREA SCHOOL DISTRICT

2024-25 Proposed Final Budget

Revenues
\$80.8 million

Expenditures
\$81.7 million


Deficit covered by
unassigned fund balance
\$0.9 million

**Includes a 4.1% (4.5 mill)
tax increase.**

**Reflects all building
projects including north
bridge, WAMS Asbestos
mitigation, FCCTC Roof**

**Anticipates using \$1.0
million of assigned fund
balance for capital projects**


\$1.5 million contingency to cover potential for additional state revenue – funds would be used for Board-approved programs, special education needs, and/or future capital projects.



WAYNESBORO AREA SCHOOL DISTRICT

What is driving the expenditures year-over-year?

- **Special education enrollment increased by 220 learners over the past 5 years.**
- **Over the course of the summer, we normally enroll 80 add. Special ed learners.**
- **Increased need for out-of-district placements for students due to special needs.**
- **Increased cost of health insurance for district employees and dependents**
- **Additional special education teachers, math coach, and elementary teachers due to enrollment.**
- **i-Ready Math program for grades K-5.**
- **Accessibility requests for capital projects.**
- **Capital project (roof) at CareerTech.**
- **Costs associated with rising labor rates and a shortage of teachers.**



WAYNESBORO AREA SCHOOL DISTRICT

Why does this budget reflect a property mill increase?

District's current spending is already in bottom 1-2% of all PA schools

Since Act 1 Index went into effect, WASD's taxes are 29 mills or 26% *lower* than permitted


WASD has the least amount of assessed property to tax per student in Franklin Cty

Fair Funding by State would increase student opportunities & provide taxpayer relief

Market Value Aid Ratio increased to 0.63 – highest in Franklin County

Student to teacher ratio is already higher than peers and special education enrollment is increasing

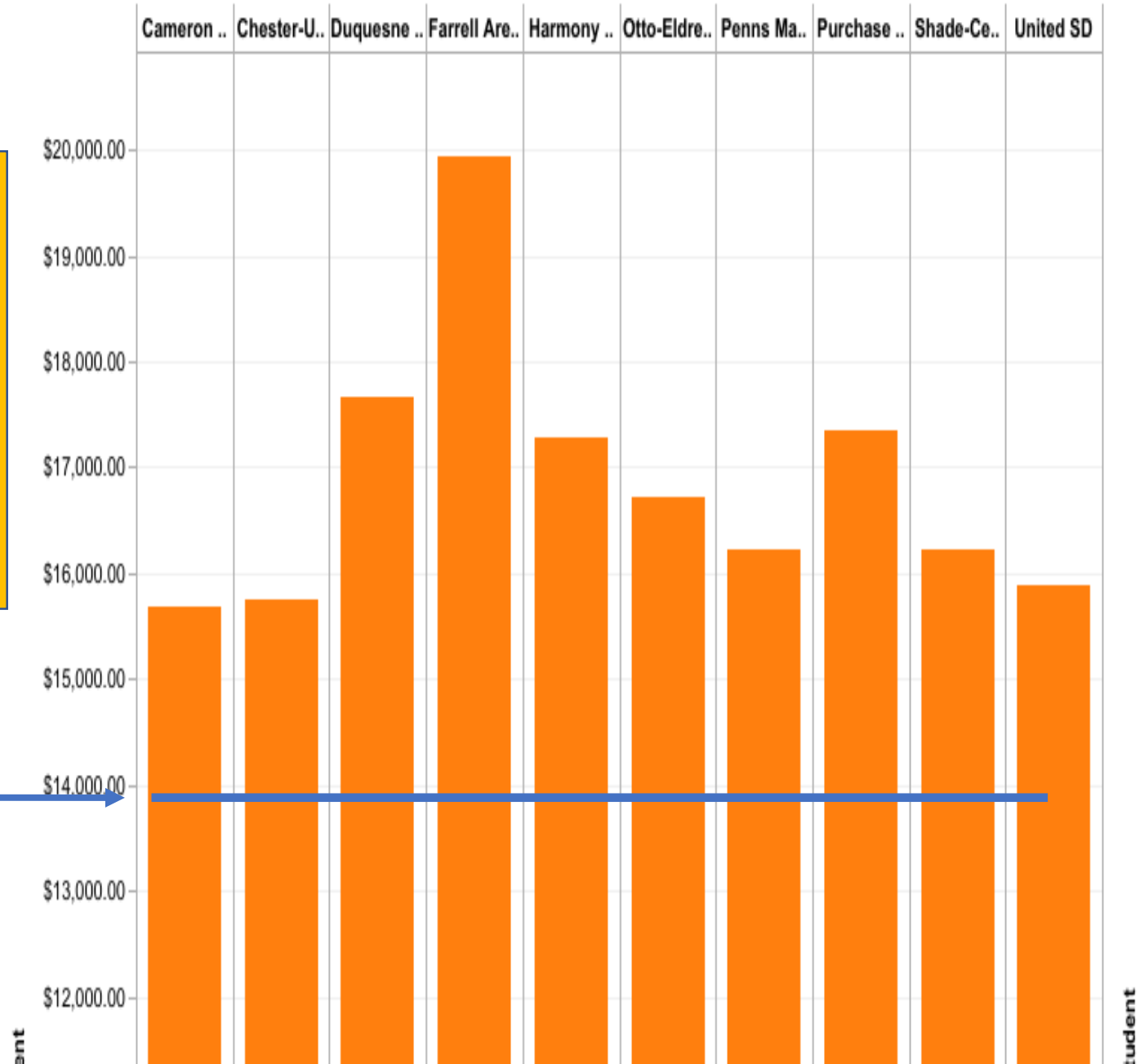
PA Basic Education Funding Commission calculates that WASD needs ***\$25 million*** more per year to meet adequacy gap.



2021-22 State Revenue per Student

If we received as much state funding per student as these districts, we would have more money to spend on education, and our property tax rate could be **ZERO**


Waynesboro's TOTAL current spending per student



27 School Districts receive more state funding than Waynesboro spends! (This chart is just a sample.)

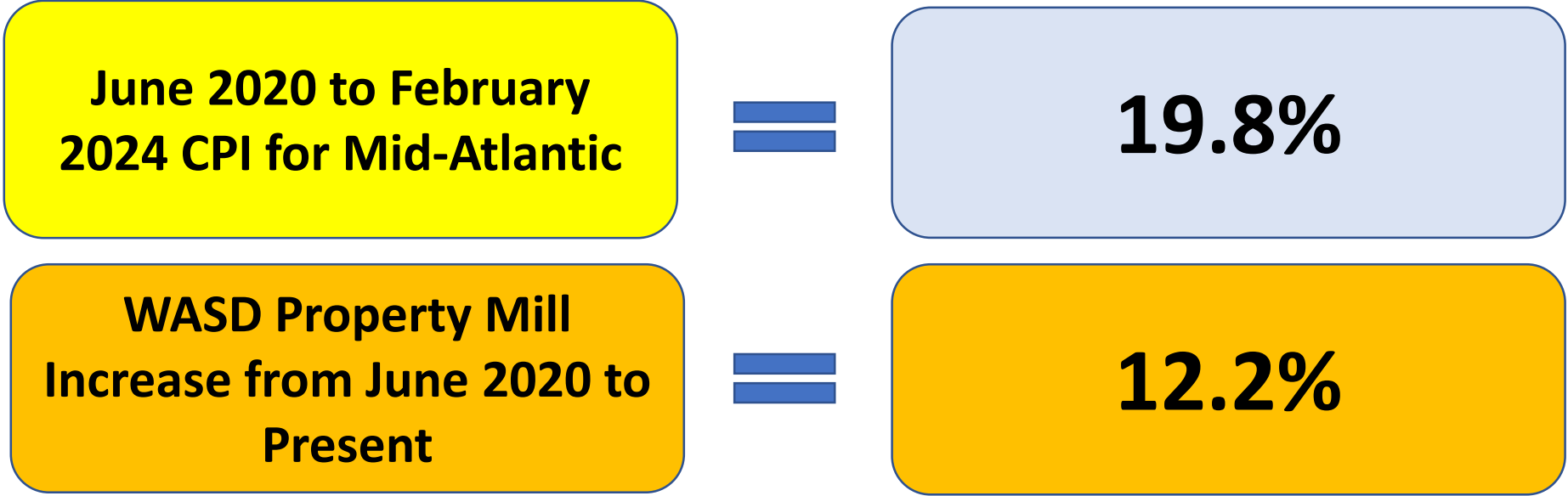
Districts receive more State funding than we spend per student

193 School Districts receive 50%+ in state funding per student!




WAYNESBORO AREA SCHOOL DISTRICT

Inflation & Property Tax Perspectives



| School District | 2023-24 Real Estate Mill Rate (rounded) |
|--------------------|---|
| Tuscarora | 131.5 |
| Chambersburg | 127.4 |
| Greencastle-Antrim | 121.4 |
| Waynesboro | 109.4 |
| Shippensburg | 100.1 |
| Fannett-Metal | 83.0 |



WAYNESBORO AREA SCHOOL DISTRICT

Next Steps

Continue to review the budget with a focus on latest updates pertaining to staffing, expenditures, and revenues.

State funding may not be determined until post-June 30th.

PA Basic Education Funding Commission calculates that WASD needs ***\$25 million*** more per year to meet adequacy gap.

That funding would be both an educational and economic benefit to the community.