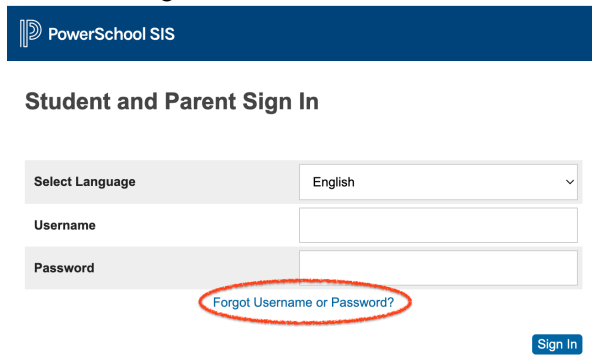


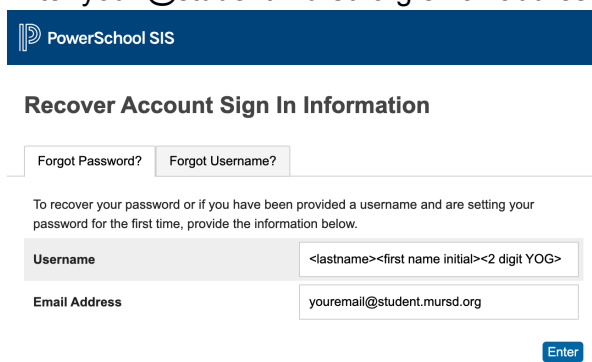
Reset PowerSchool Password

1. Go to MURSD's [public PowerSchool portal](https://mursd.powerschool.com) in your browser. (<https://mursd.powerschool.com>)
2. Click on Forgot Username or Password



3. Enter your PowerSchool username. This is a combination of your lastname, first initial of your first name and the last two digits of your year of graduation. (Otherwise known as the beginning of your school email before the @)

Enter your @student.mursd.org email address.



Username example, Amy Smith graduating in 2024 would be: smitha24

Email example for Amy Smith would be: smitha24@student.mursd.org

4. After a few minutes, check your school email, you will receive an email from PowerSchool with a link to reset your Password. If the email is not in your inbox, please check your Spam/Junk folder. Example:

You recently requested a new password.

To reset your password, visit the link below. This link is valid for only 24 hours.

https://mursd.powerschool.com/public/recover_password.html?t=1B5vwUsFUe1uA1THA4M6EN00009e64&serviceName=PS+Student+Portal

If clicking the link above does not work, copy and paste the web site address in a new browser window instead.

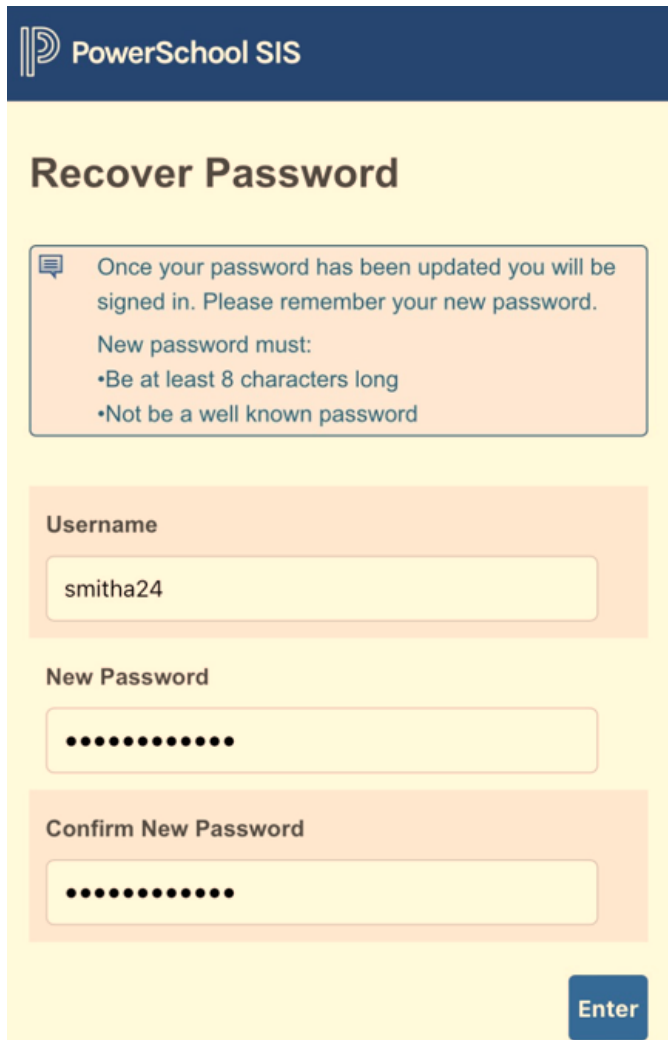
If you have forgotten your username, click the "Having Trouble Signing In?" link on the sign in page and follow steps for recovering your username.

Note: Replies to this message are not monitored or answered.

Sent on behalf of noreply@mursd.org

If you did not receive the email, please contact powerschool@mursd.org.

5. Click on the link in the email. Enter your PowerSchool username and create a new password.



The image shows a screenshot of the PowerSchool SIS 'Recover Password' form. At the top is a dark blue header with the PowerSchool SIS logo. Below the header, the title 'Recover Password' is displayed in a large, bold, dark font. A light orange box contains a message icon and text stating that the user will be signed in after the password is updated and providing password requirements: at least 8 characters long and not a well-known password. Below this, there are three input fields: 'Username' (containing 'smitha24'), 'New Password' (masked with dots), and 'Confirm New Password' (also masked with dots). A blue 'Enter' button is located at the bottom right of the form.

PowerSchool SIS

Recover Password

Once your password has been updated you will be signed in. Please remember your new password.

New password must:

- Be at least 8 characters long
- Not be a well known password

Username

smitha24

New Password

.....

Confirm New Password

.....

Enter

These steps should log you into PowerSchool.

If you have any issues during this process, please contact powerschool@mursd.org.