

Nye County School District
Pathways High School
2023-2024 School Improvement Plan

Classification: 1 Star School

Distinction Designations:

Title I
MRI

Mission Statement

Our mission is to provide a safe and positive environment where all students can learn.

Vision

We serve the "one".

Value Statement

Nevada Report Card

In compliance with federal and state law, Nevada's K-12 Accountability Portal provides detailed information about each school's student and staff demographics and school performance rating, a star-rating system based on the Nevada School Performance Framework (NSPF). You can find our School Rating Report at (Add a link to the school's School Rating Report.)

http://nevadareportcard.nv.gov/DI/nv/nye/pathways_high_school/2023

Table of Contents

Comprehensive Needs Assessment	4
Student Success	4
Adult Learning Culture	5
Connectedness	6
Priority Problem Statements	7
Comprehensive Needs Assessment Data Documentation	8
Inquiry Areas	9
Inquiry Area 1: Student Success	9
Inquiry Area 2: Adult Learning Culture	10
Inquiry Area 3: Connectiveness	11
Schoolwide and Targeted Assistance Title I Elements	12
1.1: Describe the school's strategies to attract effective, highly-qualified teachers to your school.	12
School Funding Summary	13

Comprehensive Needs Assessment

Revised/Approved: November 30, 2023

Student Success

Student Success Areas of Strength

The amount of students who are approaching standards in Math and Reading on the ACT has increased.

Chronic absenteeism has decreased.

Student Success Areas of Growth

We need to work on getting credit attainment closer to district and state level.

Problem Statements Identifying Student Success Needs

Problem Statement 1 (Prioritized): Credit attainment/course completion needs to increase, at all grade levels, to earn full credit for classes. **Critical Root Cause:** Large percentage of students reporting anxiety and depression, students in transition, long-term EL students, students with behavioral problems, and students at risk of dropping out. Student engagement/attendance as measured by the Distance Education NRS.

Adult Learning Culture

Adult Learning Culture Areas of Strength

We can offer more one-on-one opportunities for learning due to our smaller class sizes.

Adult Learning Culture Areas of Growth

We could be using more means of helping students who are unable to come in-person to Pathways (i.e. Google Meet meetings with students).

Problem Statements Identifying Adult Learning Culture Needs

Problem Statement 1 (Prioritized): Difficulties with developing and integrating supplemental instruction into the distance education program that will be beneficial to our students.

Critical Root Cause: The challenge with distance education is the student's ability to access the curriculum during non-traditional hours (24 hours a day/7days a week). Physical attendance is not a requirement.

Connectedness

Connectedness Areas of Strength

We are seeing an increase in the number of students who come on campus to complete their schoolwork and receive in-person assistance.

Connectedness Areas of Growth

Not all of our students, including those who may be struggling in their classes, take advantage of coming onto campus in person.

Problem Statements Identifying Connectedness Needs

Problem Statement 1 (Prioritized): Many of the students who come to Pathways are already experiencing a disconnect from their past schooling experience. **Critical Root Cause:** Large percentage of students experiencing anxiety and depression, students in transition, long-term EL students, students with behavioral problems, and students at risk of dropping out.

Priority Problem Statements

Problem Statement 1: Credit attainment/course completion needs to increase, at all grade levels, to earn full credit for classes.

Critical Root Cause 1: Large percentage of students reporting anxiety and depression, students in transition, long-term EL students, students with behavioral problems, and students at risk of dropping out. Student engagement/attendance as measured by the Distance Education NRS.

Problem Statement 1 Areas: Student Success

Problem Statement 2: Difficulties with developing and integrating supplemental instruction into the distance education program that will be beneficial to our students.

Critical Root Cause 2: The challenge with distance education is the student's ability to access the curriculum during non-traditional hours (24 hours a day/7days a week). Physical attendance is not a requirement.

Problem Statement 2 Areas: Adult Learning Culture

Problem Statement 3: Many of the students who come to Pathways are already experiencing a disconnect from their past schooling experience.

Critical Root Cause 3: Large percentage of students experiencing anxiety and depression, students in transition, long-term EL students, students with behavioral problems, and students at risk of dropping out.

Problem Statement 3 Areas: Connectedness

Comprehensive Needs Assessment Data Documentation

The following data were used to verify the comprehensive needs assessment analysis:

Improvement Planning Data

- Prior year improvement plans - Needs Assessment
- Prior year improvement plans - Performance objectives (SMART goals)
- Prior year improvement plans - Actions and strategies
- Prior year improvement plans - Expenditures
- Prior year improvement plans - Formative and summative reviews

Accountability Data

- Federal Report Card Data

Student Data: Assessments

- SAT, ACT, PSAT or ASPIRE
- Student failure and/or retention rates

Student Data: Student Groups

- Race and ethnicity
- Male/Female
- Special education
- At-risk
- EL

Student Data: Behavior and Other Indicators

- Annual dropout rate data
- Social Emotional Learning

Employee Data

- Staff surveys and/or other feedback

Parent/Family/Community Data

- Parent/family engagement, opportunities, attendance, and participation

Support Systems and Other Data

- Study of best practices

Inquiry Areas





Inquiry Area 1: Student Success

School Goal 1: Increase student credit attainment to > 50% and student attendance to above 85%

Evaluation Data Sources: http://nevadareportcard.nv.gov/DI/nv/nye/pathways_high_school/2023

Lesson Assessments

Teacher status checks on students

Improvement Strategy 1 Details	Reviews			
<p>Improvement Strategy 1: Increase staff capacity and understanding of the importance of focusing on each student's achievement to increase student engagement within the alternative and distance education environment.</p> <p>Resources and Funding Needed: Teachers - School Improvement Title I-1003a - \$150,000, Supplies - Title 1 - \$26,677.42</p>	Formative			Summative
	Nov	Jan	Mar	June
	N/A			
<div style="display: flex; justify-content: space-around; align-items: center;"> <div style="text-align: center;">  No Progress </div> <div style="text-align: center;">  Accomplished </div> <div style="text-align: center;">  Continue/Modify </div> <div style="text-align: center;">  Discontinue </div> </div>				

Inquiry Area 2: Adult Learning Culture

School Goal 1: Teachers will ensure the Nevada Academic Content Standards in SchoolsPLP distance curriculum and supplemental instruction.

Evaluation Data Sources: http://nevadareportcard.nv.gov/DI/nv/nye/pathways_high_school/2023
% Proficiency (Math, ELA, and Science)

Inquiry Area 3: Connectiveness

School Goal 1: In the Nevada School Climate Survey for the 2023-2024 school year, students will indicate a Social and Emotional Connectedness > the district average.

Evaluation Data Sources: Teacher status checks on students
Previous school climate survey results

Schoolwide and Targeted Assistance Title I Elements

1.1: Describe the school's strategies to attract effective, highly-qualified teachers to your school.

Pathways will make sure that interviews are conducted in a thorough way; asking appropriate questions about education, background, and future plans for the school. We will make sure to screen prospective teaching candidates as best as we can to ensure that only the best make it to the interview process.

School Funding Summary

Title 1					
Inquiry Area	School Goal	Improvement Strategy	Resources Needed	Account Code	Amount
1	1	1	Supplies		\$26,677.42
Sub-Total					\$26,677.42
Budgeted Fund Source Amount					\$26,677.42
+/- Difference					\$0.00
ARP ESSER III					
Inquiry Area	School Goal	Improvement Strategy	Resources Needed	Account Code	Amount
					\$0.00
Sub-Total					\$0.00
Budgeted Fund Source Amount					\$27,255.86
+/- Difference					\$27,255.86
School Improvement Title I-1003a					
Inquiry Area	School Goal	Improvement Strategy	Resources Needed	Account Code	Amount
1	1	1	Teachers		\$150,000.00
Sub-Total					\$150,000.00
Budgeted Fund Source Amount					\$226,105.36
+/- Difference					\$76,105.36
Title II					
Inquiry Area	School Goal	Improvement Strategy	Resources Needed	Account Code	Amount
					\$0.00
Sub-Total					\$0.00
Budgeted Fund Source Amount					\$406.47
+/- Difference					\$406.47
Grand Total Budgeted					\$280,445.11
Grand Total Spent					\$176,677.42
+/- Difference					\$103,767.69