

EASTLAND INDEPENDENT SCHOOL DISTRICT

*ANNUAL FINANCIAL AND COMPLIANCE REPORT*

*FOR THE YEAR ENDED AUGUST 31, 2021*

This page left intentionally blank.

**EASTLAND INDEPENDENT SCHOOL DISTRICT**  
**ANNUAL FINANCIAL AND COMPLIANCE REPORT**  
**FOR THE YEAR ENDED AUGUST 31, 2021**

TABLE OF CONTENTS

	<u>Page</u>	<u>Exhibit</u>
Certificate of Board .....	1	
<u>Independent Auditor's Report:</u>		
Unmodified Opinion on Basic Financial Statements Accompanied by Required Supplementary Information and Other Supplementary Information .....	2	
Management's Discussion and Analysis .....	4	
<u>Basic Financial Statements:</u>		
Government-Wide Financial Statements:		
Statement of Net Position .....	10	A-1
Statement of Activities .....	11	B-1
Governmental Fund Financial Statements:		
Balance Sheet-Governmental Funds .....	12	C-1
Reconciliation of the Governmental Funds Balance Sheet to the Statement of Net Position .....	13	C-2
Statement of Revenues, Expenditures, and Changes in Fund Balance-Governmental Funds .....	14	C-3
Reconciliation of the Governmental Funds Statement of Revenues, Expenditures, and Changes in Fund Balances to the Statement of Activities .....	15	C-4
Proprietary Fund Financial Statements:		
Statement of Net Position - Proprietary Funds .....	16	D-1
Statement of Revenues, Expenses, and Changes in Fund Net Position- Proprietary Funds .....	17	D-2
Statement of Cash Flows-Proprietary Funds .....	18	D-3
Fiduciary Fund Financial Statements:		
Statement of Fiduciary Net Position-Fiduciary Funds .....	19	E-1
Statement of Changes in Fiduciary Fund Net Position - Fiduciary Funds .....	20	E-2
Notes to the Financial Statements .....	21	
<u>Required Supplementary Information:</u>		
Budgetary Comparison Schedule-General Fund .....	44	G-1
Schedule of District's Proportionate Share of the Net Pension Liability (TRS) .....	45	G-2
Schedule of District Pension Contributions to TRS .....	46	G-3
Schedule of District's Proportionate Share of the Net OPEB Liability (TRS) .....	47	G-4
Schedule of District OPEB Contributions to TRS .....	48	G-5
Notes to Required Supplementary Information .....	49	
<u>Combining Schedules:</u>		
Combining Balance Sheet-Nonmajor Governmental Funds .....	51	H-1
Combining Statement of Revenues, Expenditures, and Changes in Fund Balances-Nonmajor Governmental Funds .....	54	H-2
<u>Required TEA Schedules:</u>		
Schedule of Delinquent Taxes Receivable .....	58	J-1
Budgetary Comparison Schedule-Child Nutrition Program .....	60	J-2
Budgetary Comparison Schedule - Debt Service Fund .....	61	J-3
State Compensatory Education and Bilingual Education Program Expenditures .....	62	J-4
<u>Overall Compliance and Internal Controls Section:</u>		
Report on Internal Control Over Financial Reporting and on Compliance and Other Matters Based on an Audit of Financial Statements Performed in Accordance with <i>Government Auditing Standards</i> .....	64	
Summary Schedule of Prior Audit Findings .....	65	
Schedule of Findings and Questioned Costs .....	66	
Corrective Action Plan .....	67	
<u>Federal Awards Section:</u>		
Report on Compliance with Requirements Applicable to Each Major Program and Internal Control Over Compliance in Accordance with the Uniform Guidance .....	69	
Schedule of Expenditures of Federal Awards .....	71	K-1
Notes to the Schedule of Expenditures of Federal Awards .....	72	

This page left intentionally blank.

*CERTIFICATE OF BOARD*

Eastland Independent School District  
Name of School District

Eastland  
County

067-903  
Co.-Dist. Number

We, the undersigned, certify that the attached auditor's reports of the above named school district were reviewed and \_\_\_approved  
- \_\_\_disapproved for the year ended August 31, 2021, at a meeting of the board of school trustees of such school district on the  
\_\_\_\_ day of \_\_\_\_\_, 2021.

\_\_\_\_\_  
Signature of Board Secretary

\_\_\_\_\_  
Signature of Board President

If the auditor's reports were checked above as disapproved, the reason(s) therefore is/are (attach list if necessary):

This page left intentionally blank.

## Independent Auditor's Report

### UNMODIFIED OPINION ON BASIC FINANCIAL STATEMENTS ACCOMPANIED BY REQUIRED SUPPLEMENTARY INFORMATION AND OTHER INFORMATION

Board of Trustees  
Eastland Independent School District  
P.O. Box 31  
Eastland, Texas 76448

#### Report on the Financial Statements

I have audited the accompanying financial statements of the governmental activities, the business-type activities, the aggregate discretely presented component units, each major fund, and the aggregate remaining fund information for Eastland Independent School District (the "District") as of and for the year ended August 31, 2021, and the related notes to the financial statements, which collectively comprise the District's basic financial statements as listed in the table of contents.

#### *Management's Responsibility for the Financial Statements*

Management is responsible for the preparation and fair presentation of these financial statements in accordance with accounting principles generally accepted in the United States of America. This includes the design, implementation, and maintenance of internal control relevant to the preparation and fair presentation of financial statements that are free from material misstatement, whether due to fraud or error.

#### *Auditor's Responsibility*

My responsibility is to express an opinion on these financial statements based on my audit. I conducted my audit in accordance with auditing standards generally accepted in the United States of America and the standards applicable to financial audits contained in *Government Auditing Standards* issued by the Comptroller General of the United States. Those standards require that I plan and perform the audit to obtain reasonable assurance about whether the financial statements are free of material misstatement. An audit involves performing procedures to obtain audit evidence about the amounts and disclosures in the financial statements. The procedures selected depend on the auditor's judgment, including the assessment of the risks of material misstatement of the financial statements, whether due to fraud or error. In making those risk assessments, the auditor considers internal control relevant to the entity's preparation and fair presentation of the financial statements in order to design audit procedures that are appropriate in the circumstances. An audit also includes evaluating the appropriateness of accounting policies used and the reasonableness of significant accounting estimates made by management, as well as evaluating the overall presentation of the financial statements. I believe that the audit evidence I have obtained is sufficient and appropriate to provide a basis for my audit opinions.

#### *Opinions*

In my opinion, the financial statements referred to above present fairly, in all material respects, the respective financial position of the governmental activities, the business-type activities, the aggregate discretely presented component units, each major fund, and the aggregate remaining fund information of Eastland Independent School District as of August 31, 2021, and the respective changes in financial position and, where applicable, cash flows thereof for the year then ended in accordance with account principles generally accepted in the United States of America.

## **Other Matters**

### ***Required Supplementary Information***

Accounting principles generally accepted in the United States of America require that the Management's Discussion and Analysis, the Budgetary Comparison Schedule for the General Fund, Schedule of District's Proportionate Share of the Net Pension Liability (TRS), Schedule of District Pension Contributions to TRS, Schedule of District's Proportionate Share of the Net OPEB Liability (TRS) and Schedule of District OPEB Contributions to TRS as listed in the table of contents be presented to supplement the basic financial statements. Such information, although not a part of the basic financial statements, is required by the Governmental Accounting Standards Board who considers it to be an essential part of financial reporting for placing the basic financial statements in an appropriate operational, economic, or historical context. I have applied certain limited procedure to the required supplementary information in accordance with auditing standards generally accepted in the United States of America, which consisted of inquiries of management about the methods of preparing the information and comparing the information for consistency with management's responses to my inquiries, the basic financial statements, and other knowledge I obtained during my audit of the basic financial statements. I do not express an opinion or provide any assurance on the information because the limited procedures do not provide me with sufficient evidence to express an opinion or provide any assurance.

### ***Other Information***

My audit was made for the purpose of forming an opinion on the financial statements that collectively comprise the District's basic financial statements. The combining and individual nonmajor fund financial statements, the TEA required schedules and the schedule of expenditures of federal awards, as required by Title 2 U.S. *Code of Federal Regulations* Part 200, *Uniform Administrative Requirements, Cost Principles, and Audit Requirements for Federal Awards* (Uniform Guidance) listed in the table of contents are presented for purposes of additional analysis and are not a required part of the basic financial statements. The combining and individual nonmajor fund financial statements, the TEA required schedules and the schedule of expenditures of federal awards are the responsibility of management and were derived from and relate directly to the underlying accounting and other records used to prepare the basic financial statements. Such information has been subjected to the auditing procedures applied in the audit of the basic financial statements and certain additional procedures, including comparing and reconciling such information directly to the underlying accounting and other records used to prepare the basic financial statements or to the basic financial statements themselves, and other additional procedures in accordance with auditing standards generally accepted in the United States of America. In my opinion, the combining and individual nonmajor fund financial statements, the TEA required schedules and the schedule of expenditures of federal awards are fairly stated, in all material respects, in relation to the basic financial statements as a whole.

### ***Other Reporting Required by Government Auditing Standards***

In accordance with *Government Auditing Standards*, I have also issued my report dated November 8, 2021, on my consideration of the District's internal control over financial reporting and on my tests of its compliance with certain provisions of laws, regulations, contracts and grant agreements and other matters. The purpose of that report is to describe the scope of my testing of internal control over financial reporting and compliance and the results of that testing, and not to provide an opinion on internal control over financial reporting or on compliance. That report is an integral part of an audit performed in accordance with *Government Auditing Standards* in considering the District's internal control over financial reporting and compliance.

Cameron L. Gulley  
Certified Public Accountant  
Eastland, Texas

November 8, 2021





# EASTLAND INDEPENDENT SCHOOL DISTRICT

Jason Cochran, Superintendent  
(254)631-5120 • Fax:(254)631-5126

PO Box 31 • Eastland, TX 76448

## MANAGEMENT'S DISCUSSION AND ANALYSIS

In this section of the Annual Financial and Compliance Report, we, the managers of Eastland Independent School District, discuss and analyze the District's financial performance for the fiscal year ended August 31, 2021. Please read it in conjunction with the independent auditor's report on page 2 and the District's Basic Financial Statements which begin on page 10.

### USING THIS ANNUAL REPORT

This annual report consists of a series of financial statements. The government-wide financial statements include the Statement of Net Position and the Statement of Activities (on pages 10 - 11). These provide information about the activities of the District as a whole and present a longer-term view of the District's property and debt obligations and other financial matters. They reflect the flow of total economic resources in a manner similar to the financial reports of a business enterprise.

Fund financial statements (starting on page 12) report the District's operations in more detail than the government-wide statements by providing information about the District's most significant funds. For governmental activities, these statements tell how services were financed in the short term as well as what resources remain for future spending. They reflect the flow of current financial resources and supply the basis for tax levies and the appropriations budget. For proprietary activities, fund financial statements tell how goods or services of the District were sold to departments within the District or to external customers and how the sales revenues covered the expenses of the goods or services. The remaining statements, fiduciary statements, provide financial information about activities for which the District acts solely as a trustee or agent for the benefit of those outside of the District.

The notes to the financial statements (starting on page 21) provide narrative explanations or additional data needed for full disclosure in the government-wide statements or the fund financial statements.

The combining statements for nonmajor funds contain even more information about the District's individual funds. These are not required by TEA. The sections labeled TEA Required Schedules and Federal Awards Section contain data used by monitoring or regulatory agencies for assurance that the District is using funds supplied in compliance with the terms of grants.

### Reporting the District as a Whole

#### *The Statement of Net Position and the Statement of Activities*

The analysis of the District's overall financial condition and operations begins on page 5. Its primary purpose is to show whether the District is better off or worse off as a result of the year's activities. The Statement of Net Position includes all the District's assets and liabilities at the end of the year while the Statement of Activities includes all the revenues and expenses generated by the District's operations during the year. These apply the accrual basis of accounting which is the basis used by private sector companies.

All of the current year's revenues and expenses are taken into account regardless of when cash is received or paid. The District's revenues are divided into those provided by outside parties who share the costs of some programs, such as grants provided by the U.S. Department of Education to assist children with disabilities or from disadvantaged backgrounds (program revenues), and revenues provided by the taxpayers or by TEA in equalization funding processes (general revenues). All the District's assets are reported whether they serve the current year or future years. Liabilities are considered regardless of whether they must be paid in the current or future years.

These two statements report the District's net position and changes in them. The District's net position (the difference between assets and liabilities) provide one measure of the District's financial health, or financial position. Over time, increases or decreases in the District's net position are one indicator of whether its financial health is improving or deteriorating. To fully assess the overall health of the District, however, you should consider nonfinancial factors as well, such as changes in the District's average daily attendance or its property tax base and the condition of the District's facilities.

In the Statement of Net Position and the Statement of Activities, we divide the District into one activity:

Governmental activities - All of the District's basic services are reported here, including the instruction, counseling, co-curricular activities, transportation, maintenance, community services, and general administration. Property taxes, tuition, fees, and state and federal grants finance most of these services.

## **Reporting the District's Most Significant Funds**

### ***Fund Financial Statements***

The fund financial statements begin on page 12 and provide detailed information about the most significant funds - not the District as a whole. Laws and contracts require the District to establish some funds, such as grants received under the No Child Left Behind Act from the U.S. Department of Education. The District's administration establishes many other funds to help it control and manage money for particular purposes (like campus activities). The District's fund types - governmental and proprietary - use the following accounting approaches.

Governmental funds - All of the District's basic services are reported in governmental funds. These use the modified accrual accounting (a method that measures the receipt and disbursement of cash and all other financial assets that can be readily converted to cash) and report balances that are available for future spending. The governmental fund statements provide a detailed short-term view of the District's general operations and the basic services it provides. We describe the differences between governmental activities (reported in the Statement of Net Position and the Statement of Activities) and governmental funds in reconciliation schedules following each of the fund financial statements.

Proprietary funds - The District reports activities for which it charges users (whether outside customers or other units of the District) in proprietary funds using the same accounting methods employed in the Statement of Net Position and the Statement of Activities. The District's enterprise fund (one category of proprietary funds) is the business-type activity reported in the fund statements but containing more detail and additional information, such as cash flows.

## **The District as Trustee**

### ***Reporting the District's Fiduciary Responsibilities***

The District is the trustee, or fiduciary, for money raised by student activities. All of the District's fiduciary activities are reported in separate Statements of Fiduciary Net Position and Changes in Fiduciary Net Position on pages 19 and 20. We exclude these resources from the District's other financial statements because the District cannot use these assets to finance its operations. The District is only responsible for ensuring that the assets reported in these funds are used for their intended purposes.

## **GOVERNMENT-WIDE FINANCIAL ANALYSIS**

The following analyses of comparative balances and changes therein is inclusive of the current year's and prior year's operations. Our analysis focuses on the net position (Table I) and changes in net position (Table II) of the District's governmental and business-type activities.

Total net position of the District's governmental activities increased from \$10,080,220 to \$12,339,560. Unrestricted net position - the part of net position that can be used to finance day-to-day operations without constraints established by debt covenants, enabling legislation, or other legal requirements - increased from \$428,674 to \$2,295,906. Current and other assets increased by \$2.6 million due primarily to cash and state receivables. Capital assets decreased by \$140 thousand due to depreciation expense in excess of asset additions. Long-term liabilities decreased by \$1 million due to the effects of net pension (NPL) and other post-employment benefit (OPEB) liabilities offset by principal retired on outstanding debt. Other liabilities increased by \$413 thousand due to state aid overpayment liabilities. Deferred resource outflows related to NPL and OPEB liabilities decreased by \$129 thousand and deferred resource inflows related to NPL and OPEB liabilities increased by \$699 thousand.

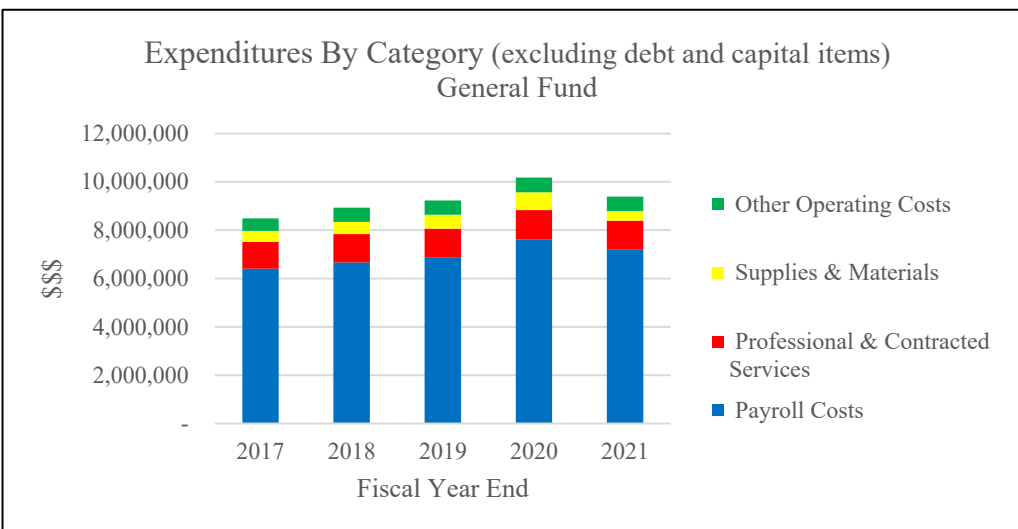
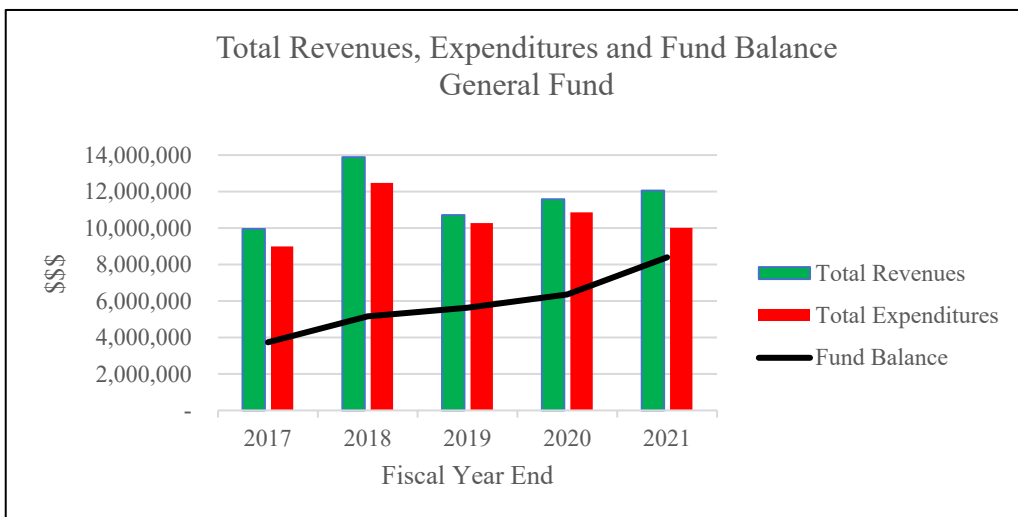
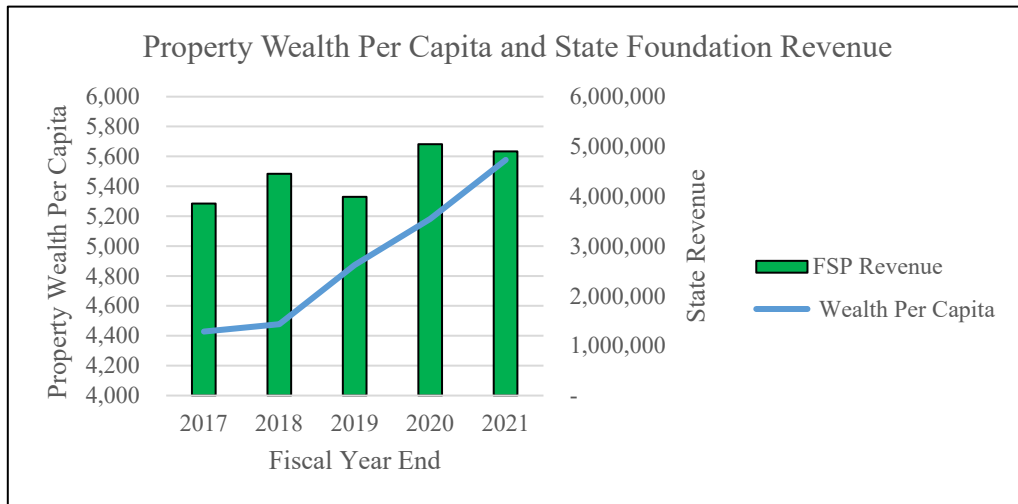
The District's total revenues were \$1 million more than last year. Operating grants and contributions were significantly higher due to increased ESSER grant funding for the year. Property tax revenues were higher due to valuation increases of 3.5% partially offset by reduction in tax rates. State aid-formula grants increased due to higher Available School Fund allocations and Foundation School Fund revenues related to prior year settle-up payments related to property tax valuations and PEIMS data corrections. Charges for services were higher due to increased tuition fees for early childhood activities. Other revenues were less than last year due to reduced investment income and prior year lawsuit settlement proceeds received.

Overall, total expenses were \$559 thousand less than last year. However, the decrease was the result of effects from NPL and OPEB reduced expense accruals. Excluding the effects of NPL and OPEB expenses, total expenses decreased by \$62 thousand for the year. Significant changes in functional categories were due to the following: instruction, instructional and school leadership, student support services and general administration expense variances were due to payroll costs; food service expense variances were due to reduced food supply costs; payments related to shared service arrangements were due to reduced special education fees. All other functional categories were comparable to last year.

Table I Net Position			
	Governmental Activities 2021	Governmental Activities 2020	Variance Increase/ (Decrease)
Current and other assets	\$ 10,755,179	\$ 8,159,619	\$ 2,595,560
Capital assets	19,696,240	19,836,676	(140,436)
Deferred resource outflows for TRS	3,053,923	3,182,870	(128,947)
Total assets and deferred resource outflows	33,505,342	31,179,165	2,326,177
Long-term liabilities	16,803,711	17,848,786	(1,045,075)
Other liabilities	1,351,852	939,220	412,632
Deferred resource inflows for TRS	3,010,219	2,310,939	699,280
Total liabilities and deferred resource inflows	21,165,782	21,098,945	66,837
Net position:			
Net investment in capital assets	9,313,330	8,993,443	319,887
Restricted for federal and state programs, capital projects and other	109,887	84,107	25,780
Restricted for debt service	620,437	539,247	81,190
Unrestricted	2,295,906	463,423	1,832,483
Total net position	\$ 12,339,560	\$ 10,080,220	\$ 2,259,340

Table II Changes in Net Position			
	Governmental Activities 2021	Governmental Activities 2020	Variance Favorable/ (Unfavorable)
Revenues:			
Program Revenues:			
Charges for services	\$ 217,256	\$ 202,497	\$ 14,759
Operating grants and contributions	3,335,359	2,564,674	770,685
General Revenues:			
Property taxes	6,183,919	6,077,426	106,493
State aid - formula grants	5,512,004	5,254,997	257,007
Other	16,277	160,779	(144,502)
Total Revenues	15,264,815	14,260,373	1,004,442
Expenses:			
Instruction, curriculum and media services	7,781,324	8,015,504	234,180
Instructional and school leadership	943,357	1,070,465	127,108
Student support services	483,605	490,882	7,277
Child nutrition	478,859	525,427	46,568
Extracurricular activities	451,790	470,959	19,169
General administration	507,847	571,589	63,742
Plant maintenance, security & data processing	1,496,564	1,526,115	29,551
Community service	45,895	44,098	(1,797)
Debt service	370,777	383,734	12,957
Payments related to shared service arrangement	235,569	258,216	22,647
Other intergovernmental charges	209,888	207,368	(2,520)
Total Expenses	13,005,475	13,564,357	558,882
Increase (Decrease) in Net Position	2,259,340	696,016	1,563,324
Net Position - beginning of year	10,080,220	9,384,204	696,016
Net Position - end of year	\$ 12,339,560	\$ 10,080,220	\$ 2,259,340

The following charts depict trend information for the past five years.



## THE DISTRICT'S FUNDS

As the District completed the year, its governmental funds (as presented in the balance sheet on page 12) reported a combined fund balance of \$9,139,801, an increase of \$2,159,408 in the District's Governmental Funds from last year's fund balance of \$6,980,393. The primary reasons for the net increase are similar to the narrative related to the tables above. The major exceptions are depreciation expense which is not charged to the governmental funds and the net effect relative to GASB 68 and 75 whose impacts are only at the government-wide level financial statements. The specific variances in the changes in fund balance versus the change in net position are detailed out on Exhibit C-4 on the accompanying general purpose financial statements.

The Board of Trustees revised the District's budget several times during the year. The most significant budget amendments were for increased instructional expenditures related to COVID-related extra duties and supplemental pay and for HVAC improvements not originally budgeted.

The District's General Fund balance of \$8,399,318 reported on pages 14 and 44 differs from the General Fund's budgetary fund balance of \$5,855,968 reported in the budgetary comparison schedule on page 44. Most of the positive budget variance was due to overall expenditures being significantly less than budgeted.

## CAPITAL ASSET AND DEBT ADMINISTRATION

### *Capital Assets*

At the end of fiscal year 2021, the District had \$30,684,243 invested in a broad range of capital assets including facilities and equipment for instruction, transportation, athletics, administration, and maintenance. Following were additions for the year:

Building improvements (high school and elementary)	\$ 359,960
Ford transit van	43,927
John Deere gators	12,430
Baseball complex improvements	35,530
Transportation center (in-progress)	130,066
CTE facility (preliminary in-progress costs)	25,080
Total Asset Additions	<u>\$ 606,993</u>

### *Debt*

At year-end, the District had three outstanding long-term liabilities in the form of a general obligation and lease revenue bonds obtained in order to finance construction and rehabilitation of school facilities. Outstanding debt compared to last year is as follows:

	2021	2020
School building bonds, series 2017	\$ 7,625,000	\$ 7,680,000
Tax refunding bonds, series 2017	2,010,000	2,350,000
Lease revenue bonds, series 2010	190,453	236,024
Total Long-Term Debt	<u>\$ 9,825,453</u>	<u>\$ 10,266,024</u>

## ECONOMIC FACTORS AND NEXT YEAR'S BUDGETS AND RATES

The District should continue to maintain its financial health. A budget adopted for 2021-22 reflected tax rates at \$0.9461 for maintenance and operations and \$0.15 for debt service. General fund revenues and expenditures were budgeted at \$11.39 million for a projected balanced budget. Therefore, the District expects that its general fund balance will maintain at approximately \$8.4 million at August 31, 2022.

## CONTACTING THE DISTRICT'S FINANCIAL MANAGEMENT

This financial report is designed to provide our citizens, taxpayers, customers, and investors and creditors a general overview of the District's finances and to show the District's accountability for the money it receives. If you have any questions about this report or need additional financial information, contact the District's business office at: Eastland Independent School District, P.O. Box 31, Eastland, Texas 76448.

This page left intentionally blank.

*BASIC FINANCIAL STATEMENTS*

This page left intentionally blank.



EASTLAND INDEPENDENT SCHOOL DISTRICT  
STATEMENT OF NET POSITION  
AUGUST 31, 2021

EXHIBIT A-1

Data	Primary Government
Control	Governmental
Codes	Activities
<b>ASSETS</b>	
1110 Cash and Cash Equivalents	\$ 8,706,144
1220 Property Taxes - Delinquent	452,330
1230 Allowance for Uncollectible Taxes	(172,130)
1240 Due from Other Governments	1,767,773
1290 Other Receivables, Net	1,062
Capital Assets:	
1510 Land	675,113
1520 Buildings, Net	17,035,707
1530 Furniture and Equipment, Net	729,532
1580 Construction in Progress	219,163
1590 Infrastructure, Net	1,036,725
1000 Total Assets	30,451,419
<b>DEFERRED OUTFLOWS OF RESOURCES</b>	
1701 Deferred Charge for Refunding	126,184
1705 Deferred Outflow Related to TRS Pension	1,197,058
1706 Deferred Outflow Related to TRS OPEB	1,730,681
1700 Total Deferred Outflows of Resources	3,053,923
<b>LIABILITIES</b>	
2110 Accounts Payable	60,685
2140 Interest Payable	16,674
2160 Accrued Wages Payable	430,867
2180 Due to Other Governments	806,366
2200 Accrued Expenses	16,039
2300 Unearned Revenue	21,221
Noncurrent Liabilities:	
2501 Due Within One Year: Loans, Note, Leases, etc.	461,374
Due in More than One Year:	
2502 Bonds, Notes, Leases, etc.	10,031,046
2540 Net Pension Liability (District's Share)	2,690,991
2545 Net OPEB Liability (District's Share)	3,620,300
2000 Total Liabilities	18,155,563
<b>DEFERRED INFLOWS OF RESOURCES</b>	
2605 Deferred Inflow Related to TRS Pension	359,232
2606 Deferred Inflow Related to TRS OPEB	2,650,987
2600 Total Deferred Inflows of Resources	3,010,219
<b>NET POSITION</b>	
3200 Net Investment in Capital Assets	9,313,330
Restricted:	
3820 Restricted for Federal and State Programs	109,887
3850 Restricted for Debt Service	620,437
3900 Unrestricted	2,295,906
3000 Total Net Position	\$ 12,339,560

The notes to the financial statements are an integral part of this statement.

EASTLAND INDEPENDENT SCHOOL DISTRICT  
STATEMENT OF ACTIVITIES  
FOR THE YEAR ENDED AUGUST 31, 2021

EXHIBIT B-1

FOR THE YEAR ENDED AUGUST 31, 2021				Net (Expense) Revenue and Changes in Net Position
Data		Program Revenues		
Control	1	3	4	6
Codes			Operating	Primary Gov.
	Expenses	Charges for	Grants and	Governmental
		Services	Contributions	Activities
Primary Government:				
GOVERNMENTAL ACTIVITIES:				
11	Instruction	\$ 7,637,814	\$ -	\$ 2,495,445
12	Instructional Resources and Media Services	73,626	-	4,537
13	Curriculum and Instructional Staff Development	69,884	-	39,674
21	Instructional Leadership	141,615	-	7,634
23	School Leadership	801,742	-	56,556
31	Guidance, Counseling, and Evaluation Services	252,608	-	18,790
32	Social Work Services	69,133	-	62,323
33	Health Services	19,286	-	7,293
34	Student (Pupil) Transportation	142,578	-	49,245
35	Food Services	478,859	128,165	337,496
36	Extracurricular Activities	451,790	53,072	14,998
41	General Administration	507,847	-	156,436
51	Facilities Maintenance and Operations	1,208,794	2,035	54,098
52	Security and Monitoring Services	81,457	-	18,207
53	Data Processing Services	206,313	-	9,080
61	Community Services	45,895	33,984	3,547
72	Debt Service - Interest on Long-Term Debt	345,907	-	-
73	Debt Service - Bond Issuance Cost and Fees	24,870	-	-
93	Payments Related to Shared Services Arrangements	235,569	-	-
99	Other Intergovernmental Charges	209,888	-	-
[TP] TOTAL PRIMARY GOVERNMENT:		\$ 13,005,475	\$ 217,256	\$ 3,335,359
				(9,452,860)
Data				
Control	General Revenues:			
Codes	Taxes:			
MT	Property Taxes, Levied for General Purposes			5,321,540
DT	Property Taxes, Levied for Debt Service			862,379
SF	State Aid - Formula Grants			5,512,004
IE	Investment Earnings			5,937
MI	Miscellaneous Local and Intermediate Revenue			10,340
TR	Total General Revenues			11,712,200
CN	Change in Net Position			2,259,340
NB	Net Position - Beginning			10,080,220
NE	Net Position - Ending			\$ 12,339,560

The notes to the financial statements are an integral part of this statement.

EASTLAND INDEPENDENT SCHOOL DISTRICT  
BALANCE SHEET  
GOVERNMENTAL FUNDS  
AUGUST 31, 2021

Data Control Codes	10 General Fund	Other Funds	Total Governmental Funds
<b>ASSETS</b>			
1110 Cash and Cash Equivalents	\$ 7,971,284	\$ 733,569	\$ 8,704,853
1220 Property Taxes - Delinquent	406,721	45,609	452,330
1230 Allowance for Uncollectible Taxes	(163,427)	(8,703)	(172,130)
1240 Due from Other Governments	589,289	1,178,484	1,767,773
1260 Due from Other Funds	1,057,587	-	1,057,587
1290 Other Receivables	1,062	-	1,062
1000 Total Assets	<u>\$ 9,862,516</u>	<u>\$ 1,948,959</u>	<u>\$ 11,811,475</u>
<b>LIABILITIES</b>			
2110 Accounts Payable	\$ 25,124	\$ -	\$ 25,124
2160 Accrued Wages Payable	333,920	96,947	430,867
2170 Due to Other Funds	34,270	1,057,587	1,091,857
2180 Due to Other Governments	806,366	-	806,366
2200 Accrued Expenditures	6,944	9,095	16,039
2300 Unearned Revenue	13,280	7,941	21,221
2000 Total Liabilities	<u>1,219,904</u>	<u>1,171,570</u>	<u>2,391,474</u>
<b>DEFERRED INFLOWS OF RESOURCES</b>			
2601 Unavailable Revenue - Property Taxes	243,294	36,906	280,200
2600 Total Deferred Inflows of Resources	<u>243,294</u>	<u>36,906</u>	<u>280,200</u>
<b>FUND BALANCES</b>			
Restricted Fund Balance:			
3450 Federal or State Funds Grant Restriction	-	109,887	109,887
3480 Retirement of Long-Term Debt	-	583,531	583,531
Committed Fund Balance:			
3510 Construction	2,000,000	-	2,000,000
3530 Capital Expenditures for Equipment	1,000,000	-	1,000,000
Assigned Fund Balance:			
3590 Other Assigned Fund Balance	-	47,065	47,065
3600 Unassigned Fund Balance	5,399,318	-	5,399,318
3000 Total Fund Balances	<u>8,399,318</u>	<u>740,483</u>	<u>9,139,801</u>
4000 Total Liabilities, Deferred Inflows & Fund Balances	<u>\$ 9,862,516</u>	<u>\$ 1,948,959</u>	<u>\$ 11,811,475</u>

The notes to the financial statements are an integral part of this statement.

EASTLAND INDEPENDENT SCHOOL DISTRICT  
RECONCILIATION OF THE GOVERNMENTAL FUNDS BALANCE SHEET TO THE  
STATEMENT OF NET POSITION  
AUGUST 31, 2021

EXHIBIT C-2

<b>Total Fund Balances - Governmental Funds</b>	<b>\$ 9,139,801</b>
1 Capital assets used in governmental activities are not financial resources and therefore are not reported in governmental funds. At the beginning of the year, the cost of these assets was \$30,077,250 and the accumulated depreciation was (\$10,240,574). In addition, long-term liabilities, including bonds payable, are not due and payable in the current period, and, therefore are not reported as liabilities in the funds. The net effect of including the beginning balances for capital assets (net of depreciation) and long-term debt in the governmental activities is to increase net position.	9,010,829
2 Current year capital outlays and long-term debt principal payments are expenditures in the fund financial statements, but they should be shown as increases in capital assets and reductions in long-term debt in the government-wide financial statements. The net effect of including the capital outlays and debt principal payments is to increase net position.	1,047,564
3 Included in the items related to debt is the recognition of the District's proportionate share of the net pension liability required by GASB 68. The net position related to TRS included a deferred resource outflow in the amount of \$1,197,058, a deferred resource inflow in the amount of \$359,232, and a net pension liability in the amount of \$2,690,991. This resulted in a decrease in net position.	(1,853,165)
4 Included in the items related to debt is the recognition of the District's proportionate share of the net OPEB liability required by GASB 75. The net position related to TRS included a deferred resource outflow in the amount of \$1,730,681, a deferred resource inflow in the amount of \$2,650,987, and a net OPEB liability in the amount of \$3,620,300. This resulted in a decrease in net position.	(4,540,606)
5 Depreciation expense increases accumulated depreciation. The net effect of the current year's depreciation is to decrease net position.	(747,429)
6 Various other reclassifications and eliminations are necessary to convert from the modified accrual basis of accounting to accrual basis of accounting. These include recognizing unavailable revenue from property taxes as revenue and recognizing the liabilities associated with maturing long-term debt and interest. The net effect of these reclassifications and recognitions is to increase net position.	282,566
<b>19 Net Position of Governmental Activities</b>	<b>\$ 12,339,560</b>

The notes to the financial statements are an integral part of this statement.

EASTLAND INDEPENDENT SCHOOL DISTRICT  
STATEMENT OF REVENUES, EXPENDITURES, AND CHANGES IN FUND BALANCES  
GOVERNMENTAL FUNDS  
FOR THE YEAR ENDED AUGUST 31, 2021

Data Control Codes	10 General Fund	Other Funds	Total Governmental Funds
REVENUES:			
5700 Total Local and Intermediate Sources	\$ 5,457,082	\$ 1,005,876	\$ 6,462,958
5800 State Program Revenues	5,990,993	77,985	6,068,978
5900 Federal Program Revenues	597,608	1,932,552	2,530,160
5020 Total Revenues	12,045,683	3,016,413	15,062,096
EXPENDITURES:			
Current:			
0011 Instruction	5,366,208	1,507,685	6,873,893
0012 Instructional Resources and Media Services	67,081	-	67,081
0013 Curriculum and Instructional Staff Development	23,720	39,395	63,115
0021 Instructional Leadership	127,750	-	127,750
0023 School Leadership	723,335	1,832	725,167
0031 Guidance, Counseling, and Evaluation Services	228,557	-	228,557
0032 Social Work Services	5,004	58,114	63,118
0033 Health Services	17,548	-	17,548
0034 Student (Pupil) Transportation	104,346	43,927	148,273
0035 Food Services	14,375	424,116	438,491
0036 Extracurricular Activities	419,297	5,648	424,945
0041 General Administration	461,742	614	462,356
0051 Facilities Maintenance and Operations	1,464,457	18,084	1,482,541
0052 Security and Monitoring Services	58,218	18,207	76,425
0053 Data Processing Services	188,888	1,036	189,924
0061 Community Services	44,171	-	44,171
Debt Service:			
0071 Principal on Long-Term Debt	45,571	395,000	440,571
0072 Interest on Long-Term Debt	3,832	386,167	389,999
0073 Bond Issuance Cost and Fees	-	530	530
Capital Outlay:			
0081 Facilities Acquisition and Construction	192,776	-	192,776
Intergovernmental:			
0093 Payments to Fiscal Agent/Member Districts of SSA	235,569	-	235,569
0099 Other Intergovernmental Charges	209,888	-	209,888
6030 Total Expenditures	10,002,333	2,900,355	12,902,688
1200 Net Change in Fund Balances	2,043,350	116,058	2,159,408
0100 Fund Balance - September 1 (Beginning)	6,355,968	624,425	6,980,393
3000 Fund Balance - August 31 (Ending)	\$ 8,399,318	\$ 740,483	\$ 9,139,801

The notes to the financial statements are an integral part of this statement.

EASTLAND INDEPENDENT SCHOOL DISTRICT  
RECONCILIATION OF THE GOVERNMENTAL FUNDS STATEMENT OF REVENUES, EXPENDITURES,  
AND CHANGES IN FUND BALANCES TO THE STATEMENT OF ACTIVITIES  
FOR THE YEAR ENDED AUGUST 31, 2021

EXHIBIT C-4

<b>Total Net Change in Fund Balances - Governmental Funds</b>	\$ 2,159,408
Current year capital outlays and long-term debt principal payments are expenditures in the fund financial statements, but they should be shown as increases in capital assets and reductions in long-term debt in the government-wide financial statements. The net effect of removing the capital outlays and debt principal payments is to increase net position.	1,047,564
Depreciation is not recognized as an expense in governmental funds since it does not require the use of current financial resources. The net effect of the current year's depreciation is to decrease net position.	(747,429)
Various other reclassifications and eliminations are necessary to convert from the modified accrual basis of accounting to accrual basis of accounting. These include recognizing unavailable revenue from property taxes as revenue, adjusting current year revenue to show the revenue earned from the current year's tax levy and recognizing the liabilities associated with maturing long-term debt and interest. The net effect of these reclassifications and recognitions is to increase net position.	42,560
GASB 68 required that certain plan expenditures be de-expended and recorded as deferred resource outflows. These contributions made after the measurement date of the plan caused the change in ending net position to increase by \$281,222. Contributions made before the measurement date and during the previous fiscal year were also expended and recorded as a reduction in net pension liability. This caused a decrease in the change in net position totaling \$205,961. Finally, the proportionate share of the TRS pension expense on the plan as a whole had to be recorded. The net pension expense decreased the change in net position by \$269,107. The net result was a decrease in the change in net position.	(193,846)
GASB 75 required that certain plan expenditures be de-expended and recorded as deferred resource outflows. These contributions made after the measurement date of the plan caused the change in ending net position to increase by \$83,312. Contributions made before the measurement date and during the previous fiscal year were also expended and recorded as a reduction in net OPEB liability. This caused a decrease in the change in net position totaling \$72,385. Finally, the proportionate share of the TRS OPEB expense on the plan as a whole had to be recorded. The net OPEB expense decreased the change in net position by \$59,844. The net result was a decrease in the change in net position.	(48,917)
<b>Change in Net Position of Governmental Activities</b>	<u>\$ 2,259,340</u>

The notes to the financial statements are an integral part of this statement.

EASTLAND INDEPENDENT SCHOOL DISTRICT  
STATEMENT OF NET POSITION  
PROPRIETARY FUNDS  
AUGUST 31, 2021

	Governmental Activities -
	Internal Service Fund
<b>ASSETS</b>	
Current Assets:	
Cash and Cash Equivalents	\$ 1,291
Due from Other Funds	34,270
Total Assets	35,561
<b>LIABILITIES</b>	
Current Liabilities:	
Accounts Payable	35,561
Total Liabilities	35,561
<b>NET POSITION</b>	
Unrestricted Net Position	-
Total Net Position	\$ -

The notes to the financial statements are an integral part of this statement.

EASTLAND INDEPENDENT SCHOOL DISTRICT  
STATEMENT OF REVENUES, EXPENSES, AND CHANGES IN FUND NET POSITION  
PROPRIETARY FUNDS  
FOR THE YEAR ENDED AUGUST 31, 2021

	Governmental Activities -
	Internal Service Fund
OPERATING REVENUES:	
Local and Intermediate Sources	\$ 3,170
Total Operating Revenues	3,170
OPERATING EXPENSES:	
Professional and Contracted Services	3,170
Total Operating Expenses	3,170
Operating Income	-
Total Net Position - September 1 (Beginning)	-
Total Net Position - August 31 (Ending)	\$ -

The notes to the financial statements are an integral part of this statement.



EASTLAND INDEPENDENT SCHOOL DISTRICT  
STATEMENT OF CASH FLOWS  
PROPRIETARY FUNDS  
FOR THE YEAR ENDED AUGUST 31, 2021

EXHIBIT D-3

	Governmental Activities -
	Internal Service Fund
<u>Cash Flows from Operating Activities:</u>	
Cash Received from Assessments - Other Funds	\$ 2,500
Cash Payments for Insurance Claims	(3,463)
Net Cash Used for Operating Activities	(963)
Net Decrease in Cash and Cash Equivalents	(963)
Cash and Cash Equivalents at Beginning of Year	2,254
Cash and Cash Equivalents at End of Year	\$ 1,291
<u>Reconciliation of Operating Income (Loss) to Net Cash</u>	
<u>Used for Operating Activities:</u>	
Operating Income (Loss):	\$ -
Effect of Increases and Decreases in Current Assets and Liabilities:	
Decrease (increase) in Receivables	(670)
Increase (decrease) in Accounts Payable	(293)
Net Cash Used for Operating Activities	\$ (963)
<u>Reconciliation of Total Cash and Cash Equivalents:</u>	
Cash and Cash Equivalents on Balance Sheet	\$ 1,291
Pooled Cash and Cash Equivalents on Balance Sheet	-
Total Cash and Cash Equivalents	\$ 1,291

The notes to the financial statements are an integral part of this statement.

EASTLAND INDEPENDENT SCHOOL DISTRICT  
STATEMENT OF FIDUCIARY NET POSITION  
FIDUCIARY FUNDS  
AUGUST 31, 2021

	Private Purpose Trust Fund	Custodial Fund
<b>ASSETS</b>		
Cash and Cash Equivalents	\$ 177,283	\$ 73,248
Restricted Assets	43,616	-
Total Assets	<u>220,899</u>	<u>\$ 73,248</u>
<b>LIABILITIES</b>		
Accounts Payable	-	300
Total Liabilities	<u>-</u>	<u>300</u>
<b>NET POSITION</b>		
Restricted for Scholarships	220,899	-
Restricted for Other Purposes	-	72,948
Total Net Position	<u>\$ 220,899</u>	<u>\$ 72,948</u>

The notes to the financial statements are an integral part of this statement.

EASTLAND INDEPENDENT SCHOOL DISTRICT  
STATEMENT OF CHANGES IN FIDUCIARY FUND NET POSITION  
FIDUCIARY FUNDS  
FOR THE YEAR ENDED AUGUST 31, 2021

	Private Purpose Trust Fund	Custodial Fund
<b>ADDITIONS:</b>		
Enterprising Services Revenue	\$ -	\$ 125,426
Earnings from Temporary Deposits	11,734	-
Contributions, Gifts and Donations	44,434	-
Total Additions	<u>56,168</u>	<u>125,426</u>
<b>DEDUCTIONS:</b>		
Professional and Contracted Services	37,900	-
Supplies and Materials	-	122,881
Other Deductions	-	4,420
Total Deductions	<u>37,900</u>	<u>127,301</u>
Change in Fiduciary Net Position	18,268	(1,875)
Total Net Position - September 1 (Beginning)	202,631	-
Prior Period Adjustment	<u>-</u>	<u>74,823</u>
Total Net Position - August 31 (Ending)	<u><u>\$ 220,899</u></u>	<u><u>\$ 72,948</u></u>

The notes to the financial statements are an integral part of this statement.

This page left intentionally blank.

EASTLAND INDEPENDENT SCHOOL DISTRICT  
NOTES TO THE FINANCIAL STATEMENTS  
AT AND FOR THE YEAR ENDED AUGUST 31, 2021

**I. SUMMARY OF SIGNIFICANT ACCOUNTING POLICIES**

Eastland Independent School District (the "District") is a public educational agency operating under the applicable laws and regulations of the State of Texas. It is governed by a seven member Board of Trustees (the "Board") elected by registered voters of the District. The District prepares its basic financial statements in conformity with generally accepted accounting principles (GAAP) promulgated by the Governmental Accounting Standards Board (GASB) and other authoritative sources identified in **GASB Statement No. 76**, and it complies with the requirements of the appropriate version of Texas Education Agency's *Financial Accountability System Resource Guide* (the "Resource Guide") and the requirements of contracts and grants of agencies from which it receives funds.

*Pensions.* The fiduciary net position of the Teacher Retirement System of Texas (TRS) has been determined using the flow of economic resources measurement focus and full accrual basis of accounting. This includes for purposes of measuring the net pension liability, deferred outflows of resources and deferred inflows of resources related to pensions, pension expense, and information about assets, liabilities and additions to/deductions from TRS's fiduciary net position. Benefit payments (including refunds of employee contributions) are recognized when due and payable in accordance with the benefit terms. Investments are reported at fair value.

*Other Post-Employment Benefits (OPEB).* The fiduciary net position of the Teacher Retirement System of Texas (TRS) TRS-Care Plan has been determined using the flow of economic resources measurement focus and full accrual basis of accounting. This includes for purposes of measuring the net OPEB liability, deferred outflows of resources and deferred inflows of resources related to other post-employment benefits, OPEB expense, and information about assets, liabilities and additions to/deductions from TRS-Care's fiduciary net position. Benefit payments are recognized when due and payable in accordance with the benefit terms. There are no investments as this is a pay-as you-go plan and all cash is held in a cash account.

The District applied Governmental Accounting Standards Board ("GASB") Statement No. 72, Fair Value Measurement and Application. GASB Statement No. 72 provides guidance for determining a fair value measurement for reporting purposes and applying fair value to certain investments and disclosures related to all fair value measurements.

**A. REPORTING ENTITY**

The Board of Trustees (the "Board") is elected by the public and it has the authority to make decisions, appoint administrators and managers, and significantly influence operations. It also has the primary accountability for fiscal matters. Therefore, the District is a financial reporting entity as defined by the Governmental Accounting Standards Board ("GASB") in its Statement No. 14, "The Financial Reporting Entity." See footnote III.V. for a detailed explanation of the Eastland ISD Public Facilities Corporation treated as a blended component unit.

**B. GOVERNMENT-WIDE AND FUND FINANCIAL STATEMENTS**

The Statement of Net Position and the Statement of Activities are government-wide financial statements. They report information on all of the District's nonfiduciary activities with most of the interfund activities removed. *Governmental activities* include programs supported primarily by taxes, State foundation funds, grants and other intergovernmental revenues. *Business-type activities* include operations that rely to a significant extent on fees and charges for support.

The Statement of Activities demonstrates how other people or entities that participate in programs the District operates have shared in the payment of the direct costs. The "charges for services" column includes payments made by parties that purchase, use, or directly benefit from goods or services provided by a given function or segment of the District. Examples include tuition paid by students not residing in the district, school lunch charges, etc. The "grants and contributions" column includes amounts paid by organizations outside the District to help meet the operational or capital requirements of a given function. Examples include grants under the Elementary and Secondary Education Act. If a revenue is not a program revenue, it is a general revenue used to support all of the District's functions. Taxes are always general revenues.

Interfund activities between governmental funds appear as due to/due froms on the Governmental Fund Balance Sheet and as other resources and other uses on the governmental fund Statement of Revenues, Expenditures and Changes in Fund Balance. All interfund transactions between governmental funds are eliminated on the government-wide statements. Interfund activities between governmental funds and fiduciary funds remain as due to/due froms on the government-wide Statement of Activities.

The fund financial statements provide reports on the financial condition and results of operations for three fund categories - governmental, proprietary, and fiduciary. Since the resources in the fiduciary funds cannot be used for District operations, they are not included in the government-wide statements. The District considers some governmental funds major and reports their financial condition and results of operations in a separate column.

Proprietary funds distinguish operating revenues and expenses from nonoperating items. Operating revenues result from providing goods and services in connection with a proprietary fund's principal ongoing operations; they usually come from exchange or exchange-like transactions. All other revenues are nonoperating. Operating expenses can be tied specifically to the production of the goods and services, such as materials and labor and direct overhead. Other expenses are nonoperating.

### **C. MEASUREMENT FOCUS, BASIS OF ACCOUNTING, AND FINANCIAL STATEMENT PRESENTATION**

The government-wide financial statements use the economic resources measurement focus and the accrual basis of accounting. Revenues are recorded when earned and expenses are recorded when a liability is incurred, regardless of the timing of the related cash flows. Property taxes are recognized as revenues in the year for which they are levied. Grants and similar items are recognized as revenue as soon as all eligibility requirements imposed by the provider have been met.

Governmental fund financial statements use the current financial resources measurement focus and the modified accrual basis of accounting. With this measurement focus, only current assets, current liabilities and fund balances are included on the balance sheet. Operating statements of these funds present net increases and decreases in current assets (i.e., revenues and other financing sources and expenditures and other financing uses).

The modified accrual basis of accounting recognizes revenues in the accounting period in which they become both measurable and available, and it recognizes expenditures in the accounting period in which the fund liability is incurred, if measurable, except for unmatured interest and principal on long-term debt, which is recognized when due. The expenditures related to certain compensated absences and claims and judgments are recognized when the obligations are expected to be liquidated with expendable available financial resources.

Revenues from local sources consist primarily of property taxes. Property tax revenues and revenues received from the State are recognized under the "susceptible to accrual" concept, that is, when they are both measurable and available. Miscellaneous revenues are recorded as revenue when received in cash because they are generally not measurable until actually received. Investment earnings are recorded as earned, since they are both measurable and available.

Grant funds are considered to be earned to the extent of expenditures made under the provisions of the grant. Accordingly, when such funds are received, they are recorded as unearned revenues until related and authorized expenditures have been made. If balances have not been expended by the end of the project period, grantors some times require the District to refund all or part of the unused amount.

The Proprietary Fund Types and Fiduciary Funds are accounted for on a flow of economic resources measurement focus and utilize the accrual basis of accounting. This basis of accounting recognizes revenues in the accounting period in which they are earned and become measurable and expenses in the accounting period in which they are incurred and become measurable. The District applies all GASB pronouncements as well as the Financial Accounting Standards Board pronouncements issued on or before November 30, 1989, unless these pronouncements conflict or contradict GASB pronouncements. With this measurement focus, all assets and all liabilities associated with the operation of these funds are included on the fund Statement of Net Position. The fund equity is segregated into invested in capital assets net of related debt, restricted net assets, and unrestricted net assets.

Custodial Funds are accounted for on a flow of economic resources measurement focus and utilize the accrual basis of accounting. This basis of accounting recognizes revenues in the accounting period in which they are earned and become measurable and expenses in the accounting period in which they are incurred and become measurable. The District applies all GASB pronouncements as well as the Financial Accounting Standards Board pronouncements issued on or before November 30, 1989, unless these pronouncements conflict or contradict GASB pronouncements. With this measurement focus, all assets and all liabilities associated with the operation of these funds are included on the fund Statement of Fiduciary Net Position. The fund equity is segregated into invested in capital assets net of related debt, restricted net position, and unrestricted net position.

#### **D. FUND ACCOUNTING**

The District reports the following major governmental funds:

1. **The General Fund.** The general fund is the District's primary operating fund. It accounts for all financial resources except those required to be accounted for in another fund.

Additionally, the District reports the following fund type(s):

Governmental Funds:

2. **Special Revenue Funds.** The District accounts for resources restricted to, or designated for, specific purposes by the District or a grantor in a special revenue fund. Most Federal and some State financial assistance is accounted for in a Special Revenue Fund, and sometimes unused balances must be returned to the grantor at the close of specified project periods.
3. **Debt Service Fund** - The District accounts for resources accumulated and payments made for principal and interest on long-term general obligation debt of governmental funds in a debt service fund.

Proprietary Funds:

4. **Internal Service Fund** - The District accounts for revenues and expenses related to services provided to parties within the District. These funds facilitate distribution of support costs to the users of support services on a cost-reimbursement basis. Because the principal users of these funds are the District's governmental activities, this fund type is included in the "governmental activities" column of the government-wide financial statements.

Fiduciary Funds:

5. **Private Purpose Trust Funds.** The District accounts for donations for which the donor has stipulated that both the principal and the income may be used for purposes that benefit parties outside the District. The District's Private Purpose Trust Fund is the "Eastland ISD Scholarship Fund."
6. **Agency Funds.** The District accounts for resources held for others in a custodial capacity in agency funds. The District's Agency Fund is the "Eastland Student Activity Fund."

#### **E. OTHER ACCOUNTING POLICIES**

1. For purposes of the statement of cash flows for proprietary funds, the District considers highly liquid investments to be cash equivalents if they have a maturity of three months or less when purchased.
2. The District reports inventories of supplies at weighted average cost including consumable maintenance, instructional, office, athletic, and transportation items. Supplies are recorded as expenditures when they are consumed. Inventories of food commodities are recorded at market values supplied by the Texas Department of Human Services. Although commodities are received at no cost, their fair market value is supplied by the Texas Department of Human Services and recorded as inventory and unearned revenue when received. When requisitioned, inventory and unearned revenue are relieved, expenditures are charged, and revenue is recognized for an equal amount.
3. In the government-wide financial statements, and proprietary fund types in the fund financial statements, long-term debt and other long-term obligations are reported as liabilities in the applicable governmental activities, business-type activities, or proprietary fund type statement of net assets. Bond premiums and discounts are deferred and amortized over the life of the bonds using the effective interest method. Bonds payable are reported net of the applicable bond premium or discount.

In the fund financial statements, governmental fund types recognize bond premiums and discounts, as well as bond issuance costs, during the current period. The face amount of debt issued is reported as other financing sources. Premiums received on debt issuances are reported as other financing sources while discounts on debt issuances are reported as other financing uses. Issuance costs, whether or not withheld from the actual debt proceeds received, are reported as debt service expenditures.

4. It is the District's policy to permit some employees to accumulate earned but unused vacation and sick pay benefits. There is no liability for unpaid accumulated sick leave since the District does not have a policy to pay any amounts when employees separate from service with the district. All vacation pay is accrued when incurred in the government-wide, proprietary, and fiduciary fund financial statements. A liability for these amounts is reported in governmental funds only if they have matured, for example, as a result of employee resignations and retirements.
5. Capital assets, which include land, buildings, furniture and equipment are reported in the applicable governmental or business-type activities columns in the government-wide financial statements. Capital assets are defined by the District as assets with an initial, individual cost of more than \$5,000 and an estimated useful life in excess of two years. Such assets are recorded at historical cost or estimated historical cost if purchased or constructed. Donated capital assets are recorded at estimated fair market value at the date of donation.

The costs of normal maintenance and repairs that do not add to the value of the asset or materially extend assets lives are not capitalized. Major outlays for capital assets and improvements are capitalized as projects are constructed.

Buildings, furniture and equipment of the District are depreciated using the straight line method over the following estimated useful lives:

<u>Asset:</u>	<u>Years</u>
Buildings	20-50
Building improvements	20-50
Infrastructure	30
Vehicles and equipment	5-10

6. In the fund financial statements, governmental funds report fund balance as nonspendable if the amounts cannot be spent because they are either not in spendable form or are legally or contractually required to remain intact. Restrictions of fund balance are for amounts that are restricted to specific purposes by an external entity (creditors, grantors, governmental regulations) or the restriction is imposed by law through constitutional provision or enabling legislation. Commitments of fund balance represent amounts that can only be used for specific purposes pursuant to constraints imposed by the District's board. Assignments of fund balance are amounts set aside by the District's superintendent or his designee with the intent they be used for specific purposes.
7. When the District incurs an expense for which it may use either restricted or unrestricted assets, it uses the restricted assets first whenever they will have to be returned if they are not used.
8. In general governments are required to report investments at fair value. These methods are disclosed in section III.A. below.
9. In addition to assets, the statement of financial position will sometimes report a separate section for deferred outflows of resources. This separate financial statement element, *deferred outflows of resources*, represents a consumption of net position that applies to a future period(s) and so will *not* be recognized as an outflow of resources (expense/expenditure) until then. Items reported as deferred outflows of resources are as follows:

Deferred charges for refunding debt	\$ 126,184
Deferred charges related to TRS retirement	\$ 1,197,058
Deferred charges related to TRS OPEB	\$ 1,730,681



10. In addition to liabilities, the statement of financial position will sometimes report a separate section for deferred inflows of resources. This separate financial statement element, *deferred inflows of resources*, represents an acquisition of net position that applies to a future period(s) and so will *not* be recognized as an inflow of resources (revenue) until that time. The District has one type of item which arises only under a modified accrual basis of accounting that qualifies for reporting in this category. Uncollected property taxes which are assumed collectible are reported in this category on the balance sheet for governmental funds. They are not reported in this category on the government wide statement of net position. Items reported as deferred inflows of resources are as follows:

Deferred charges related to TRS retirement	\$ 359,232
Deferred charges related to TRS OPEB	\$ 2,650,987

11. The Data Control Codes refer to the account code structure prescribed by TEA in the ***Financial Accountability System Resource Guide***. Texas Education Agency requires school districts to display these codes in the financial statements filed with the Agency in order to insure accuracy in building a Statewide data base for policy development and funding plans.

## II. STEWARDSHIP, COMPLIANCE, AND ACCOUNTABILITY

### A. BUDGETARY DATA

The Board of Trustees adopts an "appropriated budget" for the General Fund and the Food Service Fund (which is included in the Special Revenue Funds). The District is required to present the adopted and final amended budgeted revenues and expenditures for each of these funds. The District compares the final amended budget to actual revenues and expenditures. The General Fund Budget report appears in Exhibit G-1 in RSI and the other reports are in Exhibits J-2 and J-3.

The following procedures are followed in establishing the budgetary data reflected in the general-purpose financial statements:

1. Prior to August 20 the District prepares a budget for the next succeeding fiscal year beginning September 1. The operating budget includes proposed expenditures and the means of financing them.
2. A meeting of the Board is then called for the purpose of adopting the proposed budget. At least ten days' public notice of the meeting must be given.
3. Prior to September 1, the budget is legally enacted through passage of a resolution by the Board. Once a budget is approved, it can only be amended at the function and fund level by approval of a majority of the members of the Board. Amendments are presented to the Board at its regular meetings. Each amendment must have Board approval. As required by law, such amendments are made before the fact, are reflected in the official minutes of the Board, and are not made after fiscal year end. Because the District has a policy of careful budgetary control, several amendments were necessary during the year. (However, none of these were significant.)
4. Each budget is controlled by the budget coordinator at the revenue and expenditure function/object level. Budgeted amounts are as amended by the Board. All budget appropriations lapse at year end.

### B. EXCESS OF EXPENDITURES OVER APPROPRIATIONS

During the year, the District had the following functional categories that exceeded its final amended budget by more than \$2,500:

Functional Category	Amount Over Budget	Explanation
None		

### C. DEFICIT FUND EQUITY

None.

### III. DETAILED NOTES ON ALL FUNDS AND ACCOUNT GROUPS

#### A. CASH, CASH EQUIVALENTS AND INVESTMENTS

##### Cash and Cash Equivalents

District Policies and Legal and Contractual Provisions Governing Deposits

Custodial Credit Risk for Deposits. State law requires governmental entities to contract with financial institutions in which funds will be deposited to secure those deposits with insurance or pledged securities with a fair value equaling or exceeding the amount on deposit at the end of each business day. The pledged securities must be in the name of the governmental entity and held by the entity or its agent. Since the district complies with this law, it has no custodial credit risk for deposits. The District was not exposed to custodial credit risk.

Foreign Currency Risk. The District limits the risk that changes in exchange rates will adversely affect the fair value of an investment or a deposit by having no deposits denominated in a foreign currency. Therefore, the District was not exposed to foreign currency risk.

As of August 31, 2021, the following are the District's cash and cash equivalents (including it's student activity and private purpose trust fund) with respective maturities and credit rating:

Type of Deposit	Fair Value	Percent	Maturity < 1 Yr	Maturity 1-10 Yrs	Maturity > 10 Yrs	Credit Rating
Cash:						
Petty cash	\$ 2,534	0%	\$ 2,534			N/A
Money market and FDIC insured accounts	8,809,460	98%	8,809,460			N/A
Investment pools	144,681	2%	144,681			AAA
Total Cash and Cash Equivalents	<u>\$ 8,956,675</u>	<u>100%</u>	<u>\$ 8,956,675</u>			

##### Investments

District Policies and Legal and Contractual Provisions Governing Investments

Compliance with the Public Funds Investment Act

The **Public Funds Investment Act**(Government Code Chapter 2256) contains specific provisions in the areas of investment practices, management reports, and establishment of appropriate policies. Among other things, it requires a governmental entity to adopt, implement, and publicize an investment policy. That policy must address the following areas: (1) safety of principal and liquidity, (2) portfolio diversification, (3) allowable investments, (4) acceptable risk levels, (5) expected rates of return, (6) maximum allowable stated maturity of portfolio investments, (7) maximum average dollar-weighted maturity allowed based on the stated maturity date for the portfolio, (8) investment staff quality and capabilities, (9) and bid solicitation preferences for certificates of deposit.

Statutes authorize the entity to invest in (1) obligations of the U.S. Treasury, certain U.S. agencies, and the State of Texas and its agencies; (2) guaranteed or secured certificates of deposit issued by state and national banks domiciled in Texas; (3) obligations of states, agencies, counties, cities and other political subdivisions of any state having been rated as to investment quality not less than an "A"; (4) No load money market funds with a weighted average maturity of 90 days or less; (5) fully collateralized repurchase agreements; (6) commercial paper having a stated maturity of 270 days or less from the date of issuance and is not rated less than A-1 or P-1 by two nationally recognized credit rating agencies OR one nationally recognized credit agency and is fully secured by an irrevocable letter of credit; (7) secured corporate bonds rated not lower than "AA-" or the equivalent; (8) public funds investment pools; and (9) guaranteed investment contracts for bond proceeds investment only, with a defined termination date and secured by U.S. Government direct or agency obligations approved by the Texas public Funds Investment Act in an amount equal to the bond proceeds. The Act also requires the entity to have independent auditors perform test procedures related to investment practices as provided by the Act. The District is in substantial compliance with the requirements of the Act and with local policies.

Additional policies and contractual provisions governing investments for the District are specified below:

Credit Risk. To limit the risk that an issuer or other counterparty to an investment will not fulfill its obligations the District limits investments in commercial paper, corporate bonds and mutual bond funds to the top ratings issued by nationally recognized statistical rating organizations (NRSROs). As of August 31, 2021, all of the District's investments were rated AAA by Standard & Poor's rating agency. Therefore, the District was not exposed to credit risk.

*Custodial Credit Risk for Investments.* To limit the risk that, in the event of the failure of the counterparty to a transaction, a government will not be able to recover the value of investment or collateral securities that are in possession of an outside party the District requires counterparties to register the securities in the name of the district and hand them over to the District or its designated agent. This includes securities in securities lending transactions. All of the securities are in the District's name and held by the District or its agent. The District was not exposed to custodial credit risk.

*Concentration of Credit Risk.* To limit the risk of loss attributed to the magnitude of a government's investment in a single issuer, the District limits investments to less than 5% of its total investments. The District further limits investments in a single issuer when they would cause investment risks to be significantly greater in the governmental and business-type activities, individual major funds, aggregate non-major funds and fiduciary fund types than they are in the primary government. Usually this limitation is 20%. The District was not exposed to concentration of credit risk.

*Interest Rate Risk.* To limit the risk that changes in interest rates will adversely affect the fair value of investments, the District requires a review of its investment portfolio at least annually to determine whether market conditions pose an inherent risk of future interest rates either rising or falling which could significantly affect investment performance.

The District was exposed to interest rate risk for its municipal bond investments. However, the District's intent is to hold the investments to maturity at which time the payout will be at par price regardless of interest rate market conditions. The District's belief that the current investment market conditions warrant a greater inherent risk to maintain the status quo by maintaining investments in shorter-termed maturity investment vehicles that offer little to no rate of return.

*Foreign Currency Risk for Investments.* The District limits the risk that changes in exchange rates will adversely affect the fair value of an investment by not investing in any foreign currency. Therefore, the District was not exposed to foreign currency risk.

The District categorizes its fair value measurements with the fair value hierarchy established by generally accepted accounting principles. the hierarchy is based on the valuation inputs used to measure the fair value of the asset. Level 1 inputs are quoted prices in active markets for identical assets; Level 2 inputs are significant other observable inputs; Level 3 inputs are significant unobservable inputs. Investments that are measured at fair value using the net asset value per share (or its equivalent) as a practical expedient are not classified in the fair value hierarchy below. In instances where inputs used to measure fair value fall into different levels in the above fair value hierarchy, fair value measurements in their entirety are categorized based on the lowest level input that is significant to the valuation. The District's assessment of the significance of particular inputs to these fair value measurements requires judgment and considers factors specific to each asset or liability.

In instances where inputs used to measure fair value fall into different levels in the above fair value hierarchy, fair value measurement in their entirety are categorized based on the lowest level input that is significant to the valuation. The District's assessment of the significance of particular inputs to these fair value measurement requires judgement and considers factors specific to each asset or liability.

		Fair Value Measurements Using		
		Quoted Prices in Active Markets for Identical Assets (Level 1)	Significant Other Observable Inputs (Level 2)	Significant Unobservable Inputs (Level 3)
Investments by Fair Value Level:	Balance at 08/31/2021			
Publicly Traded Securities:				
Corporate stock (donor-restricted)	\$ 43,616	\$ 43,616		
Total Publicly Traded Securities	43,616	43,616		
Total Investments by Fair Value Level	\$ 43,616	\$ 43,616		

## B. PROPERTY TAXES

Property taxes are levied by October 1 on the assessed value listed as of the prior January 1 for all real and business personal property located in the District in conformity with Subtitle E, Texas Property Tax Code. Taxes are due on receipt of the tax bill and are delinquent if not paid before February 1 of the year following the year in which imposed. On January 31 of each year, a tax lien attaches to property to secure the payment of all taxes, penalties, and interest ultimately imposed. Property tax revenues are considered available (1) when they become due or past due and receivable within the current period.

## C. DELINQUENT TAXES RECEIVABLE

Delinquent taxes are prorated between maintenance and debt service based on rates adopted for the year of the levy. Allowances for uncollectible tax receivables within the General Fund is based on historical experience in collecting property taxes. Uncollectible personal property taxes are periodically reviewed and written off, but the District is prohibited from writing off real property taxes without specific statutory authority from the Texas Legislature.

## D. INTERFUND BALANCES AND TRANSFERS

The composition of interfund balances as of August 31, 2021 is as follows:

Fund	Receivable	Payable	Purpose	Current?
General fund	\$ 1,057,587	\$ 34,270	Temporary advances	Yes
Nonmajor governmental funds		1,057,587	Temporary advances	Yes
Internal service fund	34,270		Temporary advances	Yes
Total	<u>\$ 1,091,857</u>	<u>\$ 1,091,857</u>		

Interfund transfers for the year ended August 31, 2021 consisted of the following individual amounts:

None.

## E. DISAGGREGATION OF RECEIVABLES AND PAYABLES

Receivables at August 31, 2021 were as follows:

	Property Taxes (net)	Other Government	Other Receivables	Total Receivables
Governmental Activities:				
General fund	\$ 243,294	\$ 589,289	\$ 1,062	\$ 833,645
Nonmajor governmental funds	36,906	1,178,484		1,215,390
Total Governmental Activities	<u>\$ 280,200</u>	<u>\$ 1,767,773</u>	<u>\$ 1,062</u>	<u>\$ 2,049,035</u>

Payables at August 31, 2021 were as follows:

	Accounts	Salaries and Benefits	Other Governments	Total Payables
Governmental Activities:				
General fund	\$ 25,124	\$ 340,864	\$ 806,366	\$ 1,172,354
Nonmajor governmental funds		106,042		106,042
Total Governmental Activities	<u>\$ 25,124</u>	<u>\$ 446,906</u>	<u>\$ 806,366</u>	<u>\$ 1,278,396</u>

## F. CAPITAL ASSET ACTIVITY

Capital asset activity for the year ended August 31, 2021, was as follows:

	Balance 8/31/2020	Additions	Disposals	Balance 8/31/2021
Governmental activities:				
Land	\$ 675,113			\$ 675,113
Buildings and improvements	25,165,232	395,490		25,560,722
Furniture and equipment	2,743,543	56,357		2,799,900
Construction in progress	64,017	155,146		219,163
Infrastructure	1,429,345			1,429,345
Totals	30,077,250	606,993		30,684,243
Less accumulated depreciation for:				
Buildings and improvements	7,959,091	565,924		8,525,015
Furniture and equipment	1,934,131	136,237		2,070,368
Infrastructure	347,352	45,268		392,620
Total accumulated depreciation	10,240,574	747,429		10,988,003
Governmental activities capital assets, net	\$ 19,836,676	\$ (140,436)		\$ 19,696,240

Depreciation expense was charged to functions/programs of the primary government as follows:

Governmental activities:	
11 - Instruction	\$ 452,574
12 - Instructional resources and media services	4,417
13 - Curriculum and instructional staff development	4,155
21 - Instructional leadership	8,411
23 - School leadership	47,745
31 - Guidance, counseling and evaluation services	15,048
33 - Health services	1,155
34 - Student (pupil) transportation	35,869
35 - Food services	28,870
36 - Extracurricular activities	27,438
41 - General administration	30,441
51 - Facilities maintenance and operations	73,770
52 - Security and monitoring services	5,032
53 - Data processing services	12,504
Total depreciation expense - governmental activities	<u>\$ 747,429</u>

## G. BONDS AND LONG-TERM NOTES PAYABLE

The District accounts for long-term debts for maintenance purposes through the General Fund. Long-term debts include notes made in accordance with the provisions of the Texas Education Code Section 45.108. The proceeds from long-term loans are shown in the financial statements as non-current liabilities and principal payments as expenditures in the fund financial statements and reductions in liabilities in the government-wide financial statements.

Bonded indebtedness of the District is accounted for in the Statement of Net Position and current requirements for principal and interest expenditures are accounted for in the General and Debt Service Fund.

A summary of changes in general long-term debt for the year ended August 31, 2021 is as follows:

Description	Interest Rate Payable	Amounts Original Issue	Amounts Outstanding 9/1/2020	Issued	Retired	Amounts Outstanding 8/31/2021
Bonds Payable:						
Lease revenue qualified school construction bonds, series 2010	1.75%	\$ 637,500	\$ 236,024		\$ 45,571	\$ 190,453
Unlimited tax school building bonds, series 2017	2.00%- 4.00%	\$ 7,830,000	7,680,000		55,000	7,625,000
Unlimited tax refunding bonds, series 2017	3.29%	\$ 3,305,000	2,350,000		340,000	2,010,000
Subtotal - Bonds Payable			10,266,024		440,571	9,825,453
Bond premium, series 2017	N/A	N/A	710,347		43,380	666,967
Total - Bonds Payable			<u>\$ 10,976,371</u>		<u>\$ 483,951</u>	<u>\$ 10,492,420</u>

Eastland ISD Lease Revenue Qualified School Construction Bonds, Series 2010 -

The bonds were issued in May, 2010 by the Eastland ISD Public Facilities Corporation for the purpose of construction, acquisition and equipment of school buildings and the purchase of necessary sites for school buildings and were issued in accordance with Texas law. The original issue was for \$637,500, payable in quarterly installments with an interest rate of 1.75%, and maturing on June 1, 2025.

Eastland ISD Unlimited Tax School Building Bonds, Series 2017 -

The bonds were issued on September 20, 2017 for the purpose of construction, acquisition and equipment of school facilities and to pay the costs associated with the issuance of the bonds and were issued in accordance with Texas law. The original issue was for \$7,830,000, maturing in various amounts, with interest ranging from 2.00% to 4.00%, and maturing on February 15, 2037. Bonds due on or after February 15, 2027 are callable at par on February 15, 2026 or any date thereafter. The bonds were issued at a net premium of \$838,679 which is being amortized over the life of the bonds.

Eastland ISD Unlimited Tax Refunding Bonds, Series 2017 -

On September 20, 2017, the District issued \$3,305,000 in unlimited tax refunding bonds to provide the resources to refund early existing debt on capital leases, lease revenue bonds and maintenance tax notes totaling \$3,019,322 plus interest of \$17,975 and early payment penalties and financing fees of \$267,703. Interest rates on the new debt is 3.29% and matures on February 15, 2030. Bonds due on or after February 15, 2027 are callable at par on that date or any time thereafter with notice given no later than fifteen days prior to the date fixed for redemption. As a result, the refunded leases, bonds and maintenance tax notes were fully retired and the liabilities have been removed from the government-wide financial statements. The advance refunding was entered into to relieve debt service activity from general maintenance and operations with a voter-approved debt service tax rate. Therefore, the advance refunding did not generate a total debt service savings but a negative savings of \$278,462 and was undertaken to reduce total debt service payments of the general fund with a new debt service tax rate.

## H. DEBT SERVICE REQUIREMENTS - BONDS AND LONG-TERM NOTES PAYABLE

Future debt service requirements are as follows:

Year Ended August 31,	Principal	Interest	Total Requirements
2022	\$ 461,374	\$ 376,826	\$ 838,200
2023	482,190	363,478	845,668
2024	503,021	349,923	852,944
2025	528,868	333,923	862,791
2026	505,000	315,338	820,338
2027-31	2,930,000	1,214,255	4,144,255
2032-36	3,605,000	534,100	4,139,100
2037	810,000	16,200	826,200
Totals	<u>\$ 9,825,453</u>	<u>\$ 3,504,043</u>	<u>\$ 13,329,496</u>

## I. DEFINED BENEFIT PENSION PLAN

**Plan Description.** The District participates in a cost-sharing multiple-employer defined benefit pension that has a special funding situation. The plan is administered by the Teacher Retirement System of Texas (TRS). It is a defined benefit pension plan established and administered in accordance with the Texas Constitution, Article XVI, Section 67 and Texas Government Code, Title 8, Subtitle C. The pension trust fund is a qualified pension trust under Section 401(a) of the Internal Revenue Code. The Texas Legislature establishes benefits and contribution rates within the guidelines of the Texas Constitution. The pension's Board of Trustees does not have the authority to establish or amend benefit terms.

All employees of public, state-supported educational institutions in Texas who are employed for one-half or more of the standard work load and who are not exempted from membership under Texas Government Code, Title 8, Section 822.002 are covered by the system.

**Pension Plan Fiduciary Net Position.** Detailed information about the Teacher Retirement System's fiduciary net position is available in a separately-issued Comprehensive Annual Financial Report that includes financial statements and required supplementary information. That report may be obtained on the Internet at <http://www.trs.state.tx.us/about/documents/cafr.pdf#CAFR>; by writing to TRS at 1000 Red River Street, Austin, TX, 78701-2698; or by calling (512) 542-6592.

<u>Net Pension Liability</u>	<u>Total</u>
Total Pension Liability	\$ 218,974,205,084
Less: Plan Fiduciary Net Position	(165,416,245,243)
Net Pension Liability	<u>\$ 53,557,959,841</u>

Net Position as a percentage of Total Pension Liability	75.54%
---	--------

**Benefits Provided.** TRS provides service and disability retirement, as well as death and survivor benefits, to eligible employees (and their beneficiaries) of public and higher education in Texas. The pension formula is calculated using 2.3 percent (multiplier) times the average of the five highest annual creditable salaries times years of credited service to arrive at the annual standard annuity except for members who are grand fathered, the three highest annual salaries are used. The normal service retirement is at age 65 with 5 years of credited service or when the sum of the member's age and years of credited service equals 80 or more years. Early retirement is at age 55 with 5 years of service credit or earlier than 55 with 30 years of service credit. There are additional provisions for early retirement if the sum of the member's age and years of service credit total at least 80, but the member is less than age 60 or 62 depending on date of employment, or if the member was grandfathered in under a previous rule. There are no automatic post-employment benefit changes; including automatic COLAs. Ad hoc post-employment benefit changes, including ad hoc COLAs can be granted by the Texas Legislature as noted in the Plan description in (A) above.

**Contributions.** Contribution requirements are established or amended pursuant to Article 16, section 67 of the Texas Constitution which requires the Texas legislature to establish a member contribution rate of not less than 6% of the member's annual compensation and a state contribution rate of not less than 6% and not more than 10% of the aggregate annual compensation paid to members of the system during the fiscal year. Texas Government Code section 821.006 prohibits benefit improvements, if as a result of the particular action, the time required to amortize TRS' unfunded actuarial liabilities would be increased to a period that exceeds 31 years, or, if the amortization period already exceeds 31 years, the period would be increased by such action.

Employee contribution rates are set in state statute, Texas Government Code 825.402. The 84th Texas Legislature, General Appropriations Act (GAA) established the employer contribution rates for fiscal years 2020 and 2021.

Contribution Rates		
	2020	2021
Member	7.7%	7.7%
Non-Employer Contributing Entity (State)	7.5%	7.5%
Employers	7.5%	7.5%

Current fiscal year District contributions	\$	281,222
Current fiscal year Member contributions	\$	545,248
2020 measurement year NECE contributions	\$	423,714

Contributors to the plan include members, employers and the State of Texas as the only non-employer contributing entity. The State contributes to the plan in accordance with state statutes and the General Appropriations Act (GAA).

As the non-employer contributing entity for public education, the State of Texas contributes to the retirement system an amount equal to the current employer contribution rate times the aggregate annual compensation of all participating members of the pension trust fund during that fiscal year reduced by the amounts described below which are paid by the employers. Employers including public schools are required to pay the employer contribution rate in the following instances:

- On the portion of the member's salary that exceeds the statutory minimum for members entitled to the statutory minimum under Section 21.402 of the Texas Education Code.
- During a new member's first 90 days of employment.
- When any part or all of an employee's salary is paid by federal funding sources, a privately sponsored source.

In addition to the employer contributions listed above, there are two additional surcharges an employer is subject to:

- When employing a retiree of the Teacher Retirement System the employer shall pay both the member contribution and the state contribution as an employment after retirement surcharge.
- When a school district does not contribute to the Federal Old-Age Survivors and Disability Insurance (OASDI) Program for certain employees, they must contribute 1.5% of the state contribution rate for certain instructional or administrative employees, and 100% of the state contribution rate for all other employees.

**Actuarial Assumptions.** The total pension liability in the August 31, 2020 actuarial valuation was determined using the following actuarial assumptions:

Valuation Date	August 31, 2019 rolled forward to August 31, 2020
Actuarial Cost Method	Individual Entry Age Normal
Asset Valuation Method	Market Value
Actuarial Assumptions:	
Single Discount Rate	7.25%
Long-term expected Investment Rate of Return	7.25%
Inflation	2.3%
Salary Increases	3.05% to 9.05% including inflation
Benefit Changes During the Year	None
Ad hoc Post-Employment Benefit Changes	None

The actuarial methods and assumptions are based primarily on a study of actual experience for the four year period ending August 31, 2019. For a full description of these assumptions, please see the TRS CAFR and actuarial valuation report dated November 14, 2019.



**Discount Rate.** The single discount rate used to measure the total pension liability was 7.25%. This was a change in the discount rate from the previous year of 0.00%. The projection of cash flows used to determine the discount rate assumed that contributions from active members and those of the contributing employers and the non-employer contributing entity are made at the statutorily required rates set during the 2019 legislative session. It is assumed that future employer and state contributions will be 8.50% of payroll in fiscal year 2020 gradually increasing to 9.55% of payroll over the next several years. This includes all employer and State contributions for active and rehired retirees. Based on those assumptions, the pension plan's fiduciary net position was projected to be available to make all future benefit payments of current plan members. Therefore, the long-term expected rate of return on pension plan investments was applied to all periods of projected benefit payments to determine the total pension liability. The long-term rate of return on pension plan investments is 7.33%. The long-term expected rate of return on pension plan investments was determined using a building-block method in which best-estimates ranges of expected future real rates of return (expected returns, net of pension plan investment expense and inflation) are developed for each major asset class. These ranges are combined to produce the long-term expected rate of return by weighting the expected future real rates of return by the target asset allocation percentage and by adding expected inflation. Best estimates of geometric real rates of return for each major asset class included in the Systems target asset allocation as of August 31, 2020 are summarized below:

Asset Class	Target Allocation <sup>1</sup> %	Long-Term Expected Geometric Real Rate of Return <sup>2</sup>	Expected Contribution to Long-Term Portfolio Returns
Global Equity			
USA	18%	3.9%	0.99%
Non-U.S. Developed	13%	5.1%	0.92%
Emerging Markets	9%	5.6%	0.83%
Private Equity	14%	6.7%	1.41%
Stable Value			
Government Bonds	16%	-0.7%	-0.05%
Absolute Return (Including Credit Sensitive Investments)	0%	1.8%	0.00%
Stable Value Hedge Funds	5%	1.9%	0.11%
Real Return			
Real Estate	15%	4.6%	1.02%
Energy, Natural Resources and Infrastructure	6%	6.0%	0.42%
Commodities	0%	0.8%	0.00%
Risk Parity			
Risk Parity	8%	3.0%	0.30%
Asset Allocation Leverage			
Cash	2%	-1.5%	-0.03%
Asset Allocation Leverage	-6%	-1.3%	0.08%
Inflation Expectation			2.00%
Volatility Drag <sup>3</sup>			-0.67%
Expected Return	<u>100%</u>		<u>7.33%</u>

<sup>1</sup> Target allocations are based on the FY2020 policy model.

<sup>2</sup> Capital Market Assumptions come from Aon Hewitt (as of 08/31/2020).

<sup>3</sup> The volatility drag results from the conversion between arithmetic and geometric mean returns.

**Discount Rate Sensitivity Analysis.** The following schedule shows the impact of the Net Pension Liability if the discount rate used was 1% less than and 1% greater than the discount rate that was used (7.25%) in measuring the 2020 Net Pension Liability.

	1% Decrease in Discount Rate (6.25%)	Discount Rate (7.25%)	1% Increase in Discount Rate (8.25%)
District's proportionate share of the net pension liability	\$ 4,149,459	\$ 2,690,991	\$ 1,506,017

***Pension Liabilities, Pension Expense, and Deferred Outflows of Resources and Deferred Inflows of Resources Related to Pensions.*** At August 31, 2021, the District reported a liability of \$2,690,991 for its proportionate share of the TRS's net pension liability. This liability reflects a reduction for State pension support provided to the District. The amount recognized by the District as its proportionate share of the net pension liability, the related State support, and the total portion of the net pension liability that was associated with the District were as follows:

District's proportionate share of the collective net pension liability	\$ 2,690,991
State's proportionate share that is associated with the District	5,500,037
Total	<u>\$ 8,191,028</u>

The net pension liability was measured as of August 31, 2020 and the total pension liability used to calculate the net pension liability was determined by an actuarial valuation as of that date. The District's proportion of the net pension liability was based on the District's contributions to the pension plan relative to the contributions of all employers to the plan for the period September 1, 2019 thru August 31, 2020.

At August 31, 2020 the District's proportion of the collective net pension liability was 0.0050244456% which was an increase of 0.0001123862% from its proportion measured as of August 31, 2019.

***Changes Since the Prior Actuarial Valuation.*** Changes to the actuarial assumptions or other inputs that affected measurement of the total pension liability since the prior measurement period are as follows:

There were no changes in assumptions since the prior measurement date.

There were no changes of benefit terms that affected measurement of the total pension liability during the measurement period.

For the year ended August 31, 2021, the District recognized pension expense of \$1,136,600 and revenue of \$661,532 for support provided by the State in the Government-Wide Statement of Activities.

At August 31, 2021, the District reported its proportionate share of the TRS's deferred outflows of resources and deferred inflows of resources related to pensions from the following sources:

	Deferred Outflows of Resources	Deferred Inflows of Resources
Difference between expected and actual economic experiences	\$ 4,914	\$ 75,098
Changes in actuarial assumptions	624,406	265,493
Differences between projected and actual investment earnings	54,477	
Changes in proportion and differences between the District's contributions and the proportionate share of contributions	232,039	18,641
Total as of August 31, 2020 measurement date	\$ 915,836	\$ 359,232
Contributions paid to TRS subsequent to the measurement date	281,222	
Total as of August 31, 2021 fiscal year end	<u>\$ 1,197,058</u>	<u>\$ 359,232</u>

The net amounts of the District's balances of deferred outflows and inflows of resources related to pensions will be recognized in pension expense as follows:

Fiscal year ended August 31,	Amount
2022	\$ 157,157
2023	\$ 166,220
2024	\$ 164,136
2025	\$ 76,984
2026	\$ (9,600)
Thereafter	\$ 1,707

## J. DEFINED OTHER POST-EMPLOYMENT BENEFIT PLANS

**Plan Description.** The District participates in the Texas Public School Retired Employees Group Insurance Program (TRS-Care). It is a multiple-employer, cost-sharing defined benefit Other Post-Employment Benefit (OPEB) plan that has a special funding situation. The plan is administered through a trust by the Teacher Retirement System of Texas (TRS) Board of Trustees. It is established and administered in accordance with the Texas Insurance Code, Chapter 1575.

**OPEB Plan Fiduciary Net Position.** Detail information about the TRS-Care's fiduciary net position is available in the separately-issued TRS Comprehensive Annual Financial Report that includes financial statements and required supplementary information. That report may be obtained on the Internet at <http://www.trs.state.tx.us/about/documents/cafr.pdf#CAFR>; by writing to TRS at 1000 Red River Street, Austin, TX, 78701-2698; or by calling (512)542-6592.

Components of the net OPEB liability of the TRS-Care plan as of August 31, 2020 are as follows:

<u>Net OPEB Liability:</u>	<u>Total</u>
Total OPEB liability	\$ 40,010,833,815
Less: plan fiduciary net position	(1,996,317,932)
Net OPEB liability	<u>\$ 38,014,515,883</u>
Net position as a percentage of total OPEB liability	4.99%

**Benefits Provided.** TRS-Care provides a basic health insurance coverage at no cost to all retirees from public schools, charter schools, regional education service centers and other educational districts who are members of the TRS pension plan. Optional dependent coverage is available for an additional fee.

Eligible non-Medicare retirees and their dependents may pay premiums to participate in the high-deductible health plans. Eligible Medicare retirees and dependents may pay premiums to participate in the Medicare Advantage health plans. To qualify for TRS-Care coverage, a retiree must have at least 10 years of service credit in the TRS pension system.

The General Appropriations Act passed by the 86<sup>th</sup> Legislature included funding to maintain TRS Care premiums at their current level through 2021. The 86<sup>th</sup> legislature also passed SB 1682 which requires TRS to establish a contingency reserve in the TRS-Care fund equal to 60 days of expenditures.

The following premium rates for retirees with Medicare Part A and Part B became effective January 1, 2018 and are reflected in the following table.

TRS-Care Plan Premium Rates Effective January 1, 2018 - December 31, 2021		
	Medicare	Non-Medicare
Retiree or surviving spouse	\$ 135	\$ 200
Retiree and spouse	529	689
Retiree or surviving spouse and children	468	408
Retiree and family	1,020	999

**Contributions.** Contribution rates for the TRS-Care plan are established in state statute by the Texas Legislature, and there is no continuing obligation to provide benefits beyond each fiscal year. The plan is currently funded on a pay-as-you-go basis and is subject to change based on available funding. Funding for the plan is provided by retiree premium contributions and contributions from the state, active employees, and school districts based upon public school district payroll. The TRS board of trustees does not have the authority to set or amend contribution rates.

Texas Insurance Code, section 1575.202 establishes the state's contribution rate which is 1.25% of the employee's salary. Section 1575.203 establishes the active employee's rate which is .65% of pay. Section 1575.204 establishes an employer contribution rate of not less than 0.25 percent or not more than 0.75 percent of the salary of each active employee of the public. The actual employer contribution rate is prescribed by the Legislature in the General Appropriations Act. The following table shows contributions to the TRS-Care plan by type of contributor.

Contribution Rates		
	2020	2021
Active employee	0.65%	0.65%
Non-employer contributing entity (State)	1.25%	1.25%
Employers	0.75%	0.75%
Federal/private funding remitted by employers	1.25%	1.25%

Current fiscal year District contributions	\$	83,312
Current fiscal year member contributions	\$	46,026
2020 measurement year NECE contributions	\$	97,267

In addition to the employer contributions listed above, there is an additional surcharge all TRS employers are subject to (regardless of whether or not they participate in the TRS-Care OPEB program). When employers hire a TRS retiree, they are required to pay to TRS-Care, a monthly surcharge of \$535 per retiree.

A supplemental appropriation was authorized by Senate Bill 1264 of the 86<sup>th</sup> Texas Legislature to provide \$2,208,137 for fiscal year 2020 and \$3,312,206 for fiscal year 2021, for consumer protections against medical and health care billing by certain out-of-network providers. Funding will be in fiscal year 2021.

**Actuarial Assumptions.** The total OPEB liability in the August 31, 2020 actuarial valuation was determined using the following actuarial assumptions:

The actuarial valuation of TRS-Care was performed as of August 31, 2019. Update procedures were used to roll forward the total OPEB liability to August 31, 2020.

The actuarial valuation of the OPEB plan offered through TRS-Care is similar to the actuarial valuation performed for the pension plan, except that the OPEB valuation is more complex. All of the demographic assumptions, including rates of retirement, termination, and disability, and most of the economic assumptions, including general inflation and salary increases, used in the OPEB valuation were identical to those used in the respective TRS pension valuation. The demographic assumptions were developed in the experience study performed for TRS for the period ending August 31, 2017.

The following assumptions used for members of TRS are identical to the assumptions employed in the August 31, 2020 TRS annual pension actuarial valuation:

Rates of Mortality	General Inflation
Rates of Retirement	Wage Inflation
Rates of Termination	Expected Payroll Growth
Rates of Disability Incidence	

The active mortality rates were based on 90 percent of the RP-2014 Employee Mortality Tables for males and females with full generational mortality using Scale BB. The post-retirement mortality rates were based on the 2018 TRS of Texas Healthy Pensioner Mortality Tables, with full generational projection using the ultimate improvement rates from the most recently published scale (U-MP).

The initial medical trend rates were 9.00% for Medicare retirees and 7.30% for non-Medicare retirees. There was an initial prescription drug trend rate of 9.00% for all retirees. The initial trend rates decrease to an ultimate trend rate of 4.25% over a period of 13 years.

Additional Actuarial Methods and Assumptions:

Valuation Date	August 31, 2019 rolled forward to August 31, 2020
Actuarial Cost Method	Individual Entry Age Normal
Inflation	2.30%
Discount Rate	2.33% as of August 31, 2020
Aging Factors	Based on plan specific experience
Expenses	Third-party administrative expenses related to the delivery of health care benefits are included in the age-adjusted claims costs.
Projected Salary Increases	3.05% to 9.05%, including inflation
Election Rates	Normal Retirement: 65% participation prior to age 65 and 40% participation after age 65. 25% of pre-65 retirees are assumed to discontinue coverage at age 65.
Ad hoc post-employment benefit changes	None

**Discount Rate.** A single discount rate of 2.33% was used to measure the total OPEB liability. There was a change of (0.30%) in the discount rate since the previous year. Because the plan is essentially a “pay-as-you-go” plan, the single discount rate is equal to the prevailing municipal bond rate. The source of the municipal bond rate was 20-year, tax-exempt general obligation municipal bonds with an average rating of AA/Aa or higher.

**Sensitivity of the Net OPEB Liability:**

**Discount Rate Sensitivity Analysis** - The following schedule shows the impact of the net OPEB liability if the discount rate used was 1% less than and 1% greater than the discount rate that was used in measuring the net OPEB liability.

	1% Decrease in Discount Rate (1.33%)	Current Single Discount Rate (2.33%)	1% Increase in Discount Rate (3.33%)
District’s proportionate share of net OPEB liability	\$ 4,344,351	\$ 3,620,300	\$ 3,048,403

**Healthcare Cost Trend Rates Sensitivity Analysis** - The following presents the net OPEB liability of the plan using the assumed healthcare cost trend rate, as well as what the net OPEB liability would be if it were calculated using a trend rate that is one-percentage point lower or one-percentage point higher than the assumed healthcare cost trend rate:

	1% Decrease	Current Healthcare Cost Trend Rate	1% Increase
District’s proportionate share of net OPEB liability	\$ 2,957,321	\$ 3,620,300	\$ 4,503,294

**OPEB Liabilities, OPEB Expense, and Deferred Outflows of Resources and Deferred Inflows of Resources**

**Related to OPEBs.** At August 31, 2021, the District reported a liability of \$3,620,300 for its proportionate share of the TRS’s net OPEB liability. This liability reflects a reduction for State OPEB support provided to the District. The amount recognized by the District as its proportionate share of the net OPEB liability, the related State support, and the total portion of the net OPEB liability that was associated with the District were as follows:

District’s proportionate share of the collective net OPEB liability	\$ 3,620,300
State’s proportionate share that is associated with the District	4,864,815
Total	<u>\$ 8,485,115</u>

The net OPEB liability was measured as of August 31, 2020 and the total OPEB liability used to calculate the net OPEB liability was determined by an actuarial valuation as of that date. The District’s proportion of the net OPEB liability was based on the District’s contributions to the OPEB plan relative to the contributions of all employers to the plan for the period September 1, 2019 thru August 31, 2020.

At August 31, 2020 the District’s proportion of the collective net OPEB liability was 0.0095234666% which was an increase of 0.0003907511% from its proportion measured as of August 31, 2019.

**Changes Since the Prior Actuarial Valuation.** The following were changes to the actuarial assumptions or other inputs that affected measurement of the total OPEB liability since the prior measurement period:

1. The discount rate changed from 3.63% as of August 31, 2019 to 2.33% as of August 31, 2020. This change increased the total OPEB liability (TOL).
2. The participation rate for pre-65 retirees was lowered from 50% to 40%. This change decreased the TOL.
3. The ultimate health care trend assumption was lowered from 4.50% to 4.25% as a result of Congress' repeal of the excise (Cadillac) tax on high-cost employer health plans in December, 2019. This change decreased the TOL.

There were no changes in benefit terms since the prior measurement date.

For the year ended August 31, 2021, the District recognized OPEB expense of \$98,450 and revenue of (\$33,779) for support provided by the State.

At August 31, 2021, the District reported its proportionate share of the TRS's deferred outflows of resources and deferred inflows of resources related to other post-employment benefits from the following sources:

	Deferred Outflow of Resources	Deferred Inflow of Resources
Differences between expected and actual actuarial experience	\$ 189,557	\$ 1,656,834
Changes in actuarial assumptions	223,297	994,153
Differences between projected and actual investment earnings	1,176	
Changes in proportion and difference between the District's contributions and the proportionate share of contributions	1,233,339	
Total as of August 31, 2020 measurement date	\$ 1,647,369	\$ 2,650,987
Contributions paid to TRS subsequent to the measurement date	83,312	
Total as of August 31, 2021 fiscal year end	<u>\$ 1,730,681</u>	<u>\$ 2,650,987</u>

The net amounts of the District's balances of deferred outflows and inflows of resources related to OPEB will be recognized in OPEB expense as follows:

Fiscal year ended August 31,	Amount
2022	\$ (189,694)
2023	\$ (189,851)
2024	\$ (189,941)
2025	\$ (189,918)
2026	\$ (93,218)
Thereafter	\$ (150,996)

## K. HEALTH CARE COVERAGE - RETIREES AND ACTIVE EMPLOYEES

### Retiree Health Care Coverage

**Plan Description.** The District participates in the Texas Public School Retired Employees Group Insurance Program (TRS-Care), a cost-sharing multiple-employer defined benefit post-employment health care plan administered by the Teacher Retirement System of Texas. TRS-Care provides health care coverage for certain persons (and their dependents) who retire under the Teacher Retirement System of Texas. The statutory authority for the program is Texas Insurance Code, Chapter 1575. Texas Insurance Code Section 1575.052 grants the TRS Board of Trustees the authority to establish and amend basic and optional group insurance coverage for participants. The TRS issues a publicly available financial report that includes financial statements and required supplementary information for TRS-Care. That report may be obtained by writing to the TRS Communications Department, 1000 Red River Street, Austin, Texas 78701, by phoning the TRS Communications Department at 1-800-223-8778, or by downloading the report from the TRS Internet Website, [www.trs.state.tx.us](http://www.trs.state.tx.us) under the TRS Publications heading.

**Funding Policy.** Contribution requirements are not actuarially determined but are legally established each biennium by the Texas Legislature. Texas Insurance Code, Sections 1575.202, 203, and 204 establish state, active employee, and public school contributions, respectively. The Contribution Rate for the State was 1.25% for 2019 thru 2021. The contribution rate for the district was 0.75% for 2019 thru 2021. The contribution rate for active employees was 0.65% of the district payroll for 2019 thru 2021. Per Texas Insurance Code, Chapter 1575, the public school contribution may not be less than 0.25% or greater than 0.75% of the salary of each active employee of the public school. For staff members funded by federal programs, the federal programs are required to contribution 1.25% for 2019 thru 2021.

**Contributions.** Contributions made by the State on behalf of the District are recorded in the governmental funds financial statements as both revenue and expenditures. State contributions to TRS made on behalf to the District's employees as well as the District's required contributions and federal grant program contributions for the years ended August 31, 2021, 2020 and 2019 are as follows:

Contribution Rates and Contribution Amounts						
Year	Member		State		School District	
	Rate	Amount	Rate	Amount	Rate	Amount
2021	0.65%	\$ 46,026	1.25%	\$ 88,514	0.75%	\$ 53,109
2020	0.65%	\$ 44,587	1.25%	\$ 85,746	0.75%	\$ 51,449
2019	0.65%	\$ 38,892	1.25%	\$ 74,793	0.75%	\$ 44,876

**Medicare Part D.** The Medicare Prescription Drug, Improvement, and Modernization Act of 2003, which was effective January 1, 2006 established prescription drug coverage for Medicare beneficiaries known as Medicare Part D. One of the provisions of Medicare Part D allows for the TRS-Care to receive retiree drug subsidy payments from the federal government to offset certain prescription drug expenditures for eligible TRS-Care participants. On-behalf payments recognized as equal revenues and expenditures by the District for the years ended August 31, 2021, 2020 and 2019 were \$31,146, \$32,919 and \$22,907, respectively.

#### **Active Employee Health Care Coverage**

**Plan Description.** The District participates in TRS Active Care sponsored by the Teacher Retirement System of Texas and administered through Aetna and Caremark (pharmacy). TRS-Active Care provides health care coverage to employees (and their dependents) of participating public education entities. Optional life and long-term care insurance are also provided to active members and retirees. Authority for the plan can be found in the Texas Insurance Code, Title 8, Subtitle H, Chapter 1579 and in the Texas Administrative Code, Title 34, Part 3, Chapter 41. The plan began operations on September 1, 2002. This is a premium-based plan. Payments are made on a monthly basis for all covered employees.

#### **L. CHANGES IN LONG-TERM LIABILITIES**

Long-term activity for the year ended August 31, 2021, was as follows:

	Beginning Balance	Additions	Retirements	Ending Balance	Due Within One Year
Bonds payable	\$ 10,266,024		\$ 440,571	\$ 9,825,453	\$ 461,374
Bond premium	710,347		43,380	666,967	0
Net pension liability	2,553,442	344,859	207,310	2,690,991	0
Net OPEB liability	4,318,973		698,673	3,620,300	0
Total	\$ 17,848,786	\$ 344,859	\$ 1,389,934	\$ 16,803,711	\$ 461,374

**M. UNAVAILABLE/UNEARNED REVENUE**

Unavailable and unearned revenue at year-end consisted of the following:

Fund	Unavailable Revenue (levied but uncollected property taxes)	Unearned Revenue (prepaid season tickets and food service meals)
General fund	\$ 243,294	\$ 13,280
Nonmajor governmental fund	36,906	7,941
Total	<u>\$ 280,200</u>	<u>\$ 21,221</u>

**N. DUE FROM STATE AND FEDERAL AGENCIES**

The District participates in a variety of federal and state programs from which it receives grants to partially or fully finance certain activities. In addition, the District receives entitlements from the State through the School Foundation and Per Capita Programs. Amounts due from federal and state governments as of August 31, 2021, are summarized below. They are reported on the combined financial statements as Due from Other Governments.

Fund	State Entitlements	Federal Grants	Total
General fund	\$ 343,042	\$ 221,241	\$ 564,283
Nonmajor governmental funds		1,174,451	1,174,451
Net Total Receivables	<u>\$ 343,042</u>	<u>\$ 1,395,692</u>	<u>\$ 1,738,734</u>

**O. REVENUE FROM LOCAL AND INTERMEDIATE SOURCES**

During the current year, revenues from local and intermediate sources consisted of the following:

Description	General Fund	Nonmajor Governmental Funds	Total
Property taxes (net of discounts)	\$ 5,186,024	\$ 846,764	\$ 6,032,788
Penalties, interest and other tax-related income	115,936	12,388	128,324
Food sales		128,165	128,165
Investment income	5,430	595	6,025
Extracurricular student activities	35,613	17,459	53,072
Gifts and contributions	67,721	505	68,226
Other income	46,358		46,358
Total	<u>\$ 5,457,082</u>	<u>\$ 1,005,876</u>	<u>\$ 6,462,958</u>

**P. CONSTRUCTION AND OTHER SIGNIFICANT COMMITMENTS AND CONTINGENCIES**

The District participates in grant programs which are governed by various rules and regulations of the grantor agencies. Costs charged to the respective grant programs are subject to audit and adjustment by the grantor agencies; therefore, to the extent that the District has not complied with the rules and regulations governing the grants, refunds of any money received may be required and the collectibility of any related receivable may be impaired. In the opinion of the District, there are no significant contingent liabilities related to compliance with the rules and regulations governing the respective grants; therefore, no provision has been recorded in the accompanying basic financial statements for such contingencies.



## **Q. JOINT VENTURE SHARED SERVICE ARRANGEMENTS**

The District participates in a shared services arrangement for Special Education services with the East End Special Education Co-op. The District does not account for revenues or expenditures in this program and does not disclose them in these financial statements. The District neither has a joint ownership interest in fixed assets purchased by the fiscal agent, Gorman ISD, nor does the district have a net equity interest in the fiscal agent. The fiscal agent is neither accumulating significant financial resources nor fiscal exigencies that would give rise to a future additional benefit or burden to the District. The fiscal agent manager is responsible for all financial activities of the shared services arrangement.

The District also participates in various shared service arrangements with the Education Service Center Region 14. The District does not account for revenues or expenditures in this program and does not disclose them in these financial statements. The Education Service Center Region 14 is the fiscal agent manager and is responsible for all financial activities of the shared service arrangement.

## **R. RISK MANAGEMENT**

The District is exposed to various risks of loss related to torts, theft, damage or destruction of assets, errors and omissions, injuries to employees, and natural disasters. During the fiscal year 2021, the District purchased commercial insurance to cover general liabilities. Additional insurance information by coverage type follows.

### Property Casualty Program

The District participated in the Texas Association of School Boards Risk Management Fund (the "Fund") with coverage in auto liability, auto physical damage, general liability, property and legal liability. The Fund was created and is operated under the provisions of the Interlocal Cooperation Act, Chapter 791 of the Texas Government Code. All members participating in the Fund execute Interlocal Agreements that define the responsibilities of the parties. There were no significant reductions in coverage in the past fiscal year and there were not settlements exceeding insurance coverage for each of the past three years.

The Fund purchases stop-loss coverage for protection against catastrophic and larger than anticipated claims for its auto, liability and property programs. The terms and limits of the stop-loss program vary by line coverage. The Fund uses the services of an independent actuary to determine the adequacy of reserves and fully funds those reserves. For the year ended August 31, 2021, the Fund anticipates the District has not additional liability beyond the contractual obligations for payment of contributions.

### Workers' Compensation

During the year, the District met its statutory workers' compensation obligations through participation in the TASB Risk Management Fund (the Fund). The Fund was created and is operated under the provisions of the Interlocal Cooperation Act, Chapter 791 of the Texas Government Code. The Fund's Workers' Compensation Program is authorized by Chapter 504, Texas Labor Code. All members participating in the Fund execute Interlocal Agreements that define the responsibilities of the parties. The Fund provides statutory workers' compensation benefits to its members' injured employees.

The Fund and its members are protected against higher than expected claims costs through the purchase of stop loss coverage for any claim in excess of the Fund's self-insured retention of \$2 million. The Fund uses the services of an independent actuary to determine reserve adequacy and fully funds those reserves. As of August 31, 2020, The Fund carries a discounted reserve of \$44,135,645 for future development on reported claims and claims that have been incurred but not yet reported. For the year ended August 31, 2021, the Fund anticipates no additional liability to members beyond their contractual obligations for payment of contributions.

The District also participates in a partially self-funded workers' compensation plan by participating in the Claims Administrative Services, Inc. self-insured workers' compensation program administered by Texas Educational Insurance Association (the "Association"). The Association is a public entity risk pool currently operating as a common risk management and insurance program for member school districts. The main purpose of the Association is to partially self-insure certain workers compensation risks up to a agreed upon retention limit. The plan for workers' compensation benefits is authorized by Section 504.011 of the Labor Code. Claims are paid by a third party administrator acting on behalf of the District under the terms of a contractual agreement. Administrative fees are included within the provisions of that agreement. The liability of the workers' compensation self-insurance plan includes \$35,561 in estimated unpaid claims and additional estimated incurred but not reported claims of \$20,447. Costs are allocated to other funds and the retained earnings are fully reserved for self-funded insurance. Estimates of unpaid claims payable at August 31, 2021, are reflected as accounts and claims payable of the Fund (if material). The plan is funded to discharge liabilities of the fund as they become due.

#### Unemployment Compensation

During the year ended August 31, 2021, the District provided unemployment compensation coverage to its employees through participation in the TASB Risk Management Fund (the "Fund"). The Fund was created and is operated under the provisions of the Interlocal Cooperation Act, Chapter 791 of the Texas Government Code. The Fund's unemployment compensation program is authorized by Section 22.005 of the Texas Education Code and Chapter 172 of the Texas Local Government Code. All members participating in the Fund execute interlocal agreements that define the responsibilities of the parties.

The Fund meets its quarterly obligation to the Texas Workforce Commission. Expenses are accrued monthly until the quarterly payment has been made. Expenses can be reasonably estimated; therefore, there is no need for specific or aggregate stop-loss coverage for the unemployment compensation pool. For the year ended August 31, 2021, the Fund anticipates that the District has no additional liability beyond the contractual obligation for payment of contribution.

The Fund engages the services of an independent auditor to conduct a financial audit after the close of each year on August 31. The audit is accepted by the Fund's board of trustees in February of the following year. The Fund's audited financial statements as of August 31, 2021, are available on the TASB Risk Management Fund website and have been filed with the Texas Department of Insurance in Austin.

#### **S. GENERAL FUND FEDERAL SOURCE REVENUES**

Revenues from federal sources, which are reported in the General Fund, consist of:

Program or Service	Federal Assistance Listing #	Amount
School health and related services	N/A	\$ 346,115
Coronavirus relief fund pre-award costs	21.019	24,284
Provider relief fund pre-award costs	93.498	5,968
ESSER II - CRRSA act pre-award costs	84.425D	83,568
ESSER II - CRRSA act indirect costs	84.425D	137,673
Total		<u>\$ 597,608</u>

#### **T. SUBSEQUENT EVENTS**

Management has evaluated subsequent events through November 8, 2021; the date which the financial statements were available for distribution. There were none noted.

#### **U. PUBLIC FACILITIES CORPORATION**

The board of trustees of the District created the Eastland ISD Public Facilities Corporation during the 2004-05 fiscal year. The Corporation's management is appointed by the board of trustees and is essentially the same as the management of the District. The Corporation was organized for the sole benefit of the District for the purpose of issuing lease revenue bonds to fund construction within the District. The lease revenue bonds issued will be repaid from future general fund revenues of the District.

The Corporation is included in the financial statements of the District as a blended component unit. The financial records are maintained using the modified accrual basis of accounting. The future liability for the bond requirements are recorded as a liability of the District's reporting unit.

#### **V. PRIOR PERIOD ADJUSTMENTS**

The District implemented GASB Statement 84 during the current year under audit. Such implementation reclassified balances previously characterized as due to various other organizations in an agency fund. GASB Statement 84 caused those organizations to be re-evaluated as to classification and characterization of both custodial and special revenue fund types.

The prior period adjustments are summarized below:

Fund Type	Fund-Level Adjustment
Custodial fund	<u>\$ 74,823</u>

*REQUIRED SUPPLEMENTARY INFORMATION*

This page left intentionally blank.

EASTLAND INDEPENDENT SCHOOL DISTRICT  
SCHEDULE OF REVENUES, EXPENDITURES, AND CHANGES IN FUND BALANCE  
BUDGET AND ACTUAL - GENERAL FUND  
FOR THE YEAR ENDED AUGUST 31, 2021

Data Control Codes	Budgeted Amounts		Actual Amounts (GAAP BASIS)	Variance With Final Budget Positive or (Negative)
	Original	Final		
REVENUES:				
5700 Total Local and Intermediate Sources	\$ 5,413,480	\$ 5,414,930	\$ 5,457,082	\$ 42,152
5800 State Program Revenues	6,027,786	6,033,129	5,990,993	(42,136)
5900 Federal Program Revenues	18,000	97,308	597,608	500,300
5020 Total Revenues	11,459,266	11,545,367	12,045,683	500,316
EXPENDITURES:				
Current:				
0011 Instruction	6,271,057	6,522,408	5,366,208	1,156,200
0012 Instructional Resources and Media Services	95,565	96,815	67,081	29,734
0013 Curriculum and Instructional Staff Development	68,533	68,533	23,720	44,813
0021 Instructional Leadership	130,506	131,506	127,750	3,756
0023 School Leadership	741,566	749,566	723,335	26,231
0031 Guidance, Counseling, and Evaluation Services	236,453	239,453	228,557	10,896
0032 Social Work Services	48,275	61,275	5,004	56,271
0033 Health Services	24,271	24,271	17,548	6,723
0034 Student (Pupil) Transportation	359,266	329,266	104,346	224,920
0035 Food Services	12,886	17,636	14,375	3,261
0036 Extracurricular Activities	533,542	533,542	419,297	114,245
0041 General Administration	583,249	583,499	461,742	121,757
0051 Facilities Maintenance and Operations	1,274,633	1,608,383	1,464,457	143,926
0052 Security and Monitoring Services	84,820	84,820	58,218	26,602
0053 Data Processing Services	149,683	196,933	188,888	8,045
0061 Community Services	43,259	45,759	44,171	1,588
Debt Service:				
0071 Principal on Long-Term Debt	44,878	45,571	45,571	-
0072 Interest on Long-Term Debt	4,622	3,929	3,832	97
Capital Outlay:				
0081 Facilities Acquisition and Construction	256,627	206,627	192,776	13,851
Intergovernmental:				
0093 Payments to Fiscal Agent/Member Districts of SSA	235,569	235,569	235,569	-
0099 Other Intergovernmental Charges	215,006	215,006	209,888	5,118
6030 Total Expenditures	11,414,266	12,000,367	10,002,333	1,998,034
1100 Excess (Deficiency) of Revenues Over (Under) Expenditures	45,000	(455,000)	2,043,350	2,498,350
OTHER FINANCING SOURCES (USES):				
8911 Transfers Out (Use)	(45,000)	(45,000)	-	45,000
1200 Net Change in Fund Balances	-	(500,000)	2,043,350	2,543,350
0100 Fund Balance - September 1 (Beginning)	6,355,968	6,355,968	6,355,968	-
3000 Fund Balance - August 31 (Ending)	\$ 6,355,968	\$ 5,855,968	\$ 8,399,318	\$ 2,543,350

EASTLAND INDEPENDENT SCHOOL DISTRICT  
SCHEDULE OF THE DISTRICT'S PROPORTIONATE SHARE OF THE NET PENSION LIABILITY  
TEACHER RETIREMENT SYSTEM OF TEXAS  
FOR THE YEAR ENDED AUGUST 31, 2021

	Measurement Year Ended August 31,						
	2020	2019	2018	2017	2016	2015	2014
District's Proportion of the Net Pension Liability (Asset)	0.0050244456%	0.0049120594%	0.0045071654%	0.0044571388%	0.0045509751%	0.0048935000%	0.0027040000%
District's Proportionate Share of Net Pension Liability (Asset)	\$ 2,690,991	\$ 2,553,442	\$ 2,480,853	\$ 1,425,153	\$ 1,719,746	\$ 1,729,787	\$ 722,276
States Proportionate Share of the Net Pension Liability (Asset) associated with the District	5,500,037	4,772,510	5,364,631	3,153,980	3,926,280	4,026,852	3,605,311
Total	<u>\$ 8,191,028</u>	<u>\$ 7,325,952</u>	<u>\$ 7,845,484</u>	<u>\$ 4,579,133</u>	<u>\$ 5,646,026</u>	<u>\$ 5,756,639</u>	<u>\$ 4,327,587</u>
District's Covered Payroll	\$ 6,859,708	\$ 5,983,463	\$ 5,917,883	\$ 5,724,842	\$ 5,724,678	\$ 5,815,594	\$ 5,861,042
District's Proportionate Share of the Net Pension Liability (Asset) as a percentage of its Covered Payroll	39.23%	42.67%	41.92%	24.89%	30.04%	29.74%	12.32%
Plan Fiduciary Net Position as a percentage of the Total Pension Liability	75.54%	75.24%	73.74%	82.17%	78.00%	78.43%	83.25%

Note: Only seven years of data is presented in accordance with GASB #68, paragraph 138. "The information for all periods for the 10-year schedules that are required to be presented as required supplementary information may not be available initially. In these cases, during the transition period, that information should be presented for as many years as are available. The schedules should not include information that is not measured in accordance with the requirements of this Statement."

EASTLAND INDEPENDENT SCHOOL DISTRICT  
SCHEDULE OF THE DISTRICT'S CONTRIBUTIONS FOR PENSIONS  
TEACHER RETIREMENT SYSTEM OF TEXAS  
FOR THE YEAR ENDED AUGUST 31, 2021

	Fiscal Year Ended August 31,						
	2021	2020	2019	2018	2017	2016	2015
Contractually Required Contribution	\$ 281,222	\$ 205,961	\$ 171,928	\$ 146,250	\$ 146,079	\$ 144,596	\$ 149,073
Contribution in Relation to the Contractually Required Contribution	(281,222)	(205,961)	(171,928)	(146,250)	(146,079)	(144,596)	(149,073)
Contribution Deficiency (Excess)	<u>\$ -</u>	<u>\$ -</u>	<u>\$ -</u>	<u>\$ -</u>	<u>\$ -</u>	<u>\$ -</u>	<u>\$ -</u>
District's Covered Payroll	\$ 7,081,125	\$ 6,859,708	\$ 5,983,463	\$ 5,917,883	\$ 5,724,842	\$ 5,724,678	\$ 5,815,594
Contributions as a percentage of Covered Payroll	3.97%	3.00%	2.87%	2.47%	2.55%	2.53%	2.56%

Note: Only seven years of data is presented in accordance with GASB #68, paragraph 138. "The information for all periods for the 10-year schedules that are required to be presented as required supplementary information may not be available initially. In these cases, during the transition period, that information should be presented for as many years as are available. The schedules should not include information that is not measured in accordance with the requirements of this Statement."

EASTLAND INDEPENDENT SCHOOL DISTRICT  
SCHEDULE OF THE DISTRICT'S PROPORTIONATE SHARE OF THE NET OPEB LIABILITY  
TEACHER RETIREMENT SYSTEM OF TEXAS  
FOR THE YEAR ENDED AUGUST 31, 2021

	Measurement Year Ended August 31,			
	2020	2019	2018	2017
District's Proportion of the Net OPEB Liability (Asset)	0.0095234666%	0.0091327155%	0.0080837035%	0.0068536110%
District's Proportionate Share of the Net OPEB Liability (Asset)	\$ 3,620,300	\$ 4,318,973	\$ 4,036,267	\$ 2,980,378
State's Proportionate Share of the Net OPEB Liability (Asset) associated with the District	4,864,815	5,738,949	5,003,720	4,417,433
Total	<u>\$ 8,485,115</u>	<u>\$ 10,057,922</u>	<u>\$ 9,039,987</u>	<u>\$ 7,397,811</u>
District's Covered Payroll	\$ 6,859,708	\$ 5,983,463	\$ 5,917,883	\$ 5,724,842
District's Proportionate Share of the Net OPEB Liability (Asset) as a percentage of its Covered Payroll	52.78%	72.18%	68.20%	52.06%
Plan Fiduciary Net Position as a percentage of the Total OPEB Liability	4.99%	2.66%	1.57%	0.91%

Note: Only four years of data is presented in accordance with GASB #75, paragraph 245. "The information for all fiscal years for the 10-year schedules that are required to be presented as required supplementary information may not be available initially. In these cases, during the transition period, that information should be presented for as many years as are available. The schedules should not include information that is not measured in accordance with the requirements of this Statement."



EASTLAND INDEPENDENT SCHOOL DISTRICT  
SCHEDULE OF THE DISTRICT'S OPEB CONTRIBUTIONS  
TEACHER RETIREMENT SYSTEM OF TEXAS  
FOR THE YEAR ENDED AUGUST 31, 2021

	Fiscal Year Ended August 31,			
	2021	2020	2019	2018
Contractually Required Contribution	\$ 83,312	\$ 72,385	\$ 64,817	\$ 48,195
Contribution in Relation to the Contractually Required Contribution	(83,312)	(72,385)	(64,817)	(48,195)
Contribution Deficiency (Excess)	\$ -	\$ -	\$ -	\$ -
District's Covered Payroll	\$ 7,081,125	\$ 6,859,708	\$ 5,983,463	\$ 5,917,883
Contributions as a percentage of Covered Payroll	1.18%	1.06%	1.08%	0.81%

Note: Only four years of data is presented in accordance with GASB #75, paragraph 245. "The information for all fiscal years for the 10-year schedules that are required to be presented as required supplementary information may not be available initially. In these cases, during the transition period, that information should be presented for as many years as are available. The schedules should not include information that is not measured in accordance with the requirements of this Statement."

EASTLAND INDEPENDENT SCHOOL DISTRICT  
NOTES TO REQUIRED SUPPLEMENTARY INFORMATION  
FOR THE YEAR ENDED AUGUST 31, 2021

Budget

The official budget was prepared for adoption for all Governmental Fund Types. The budget was prepared in accordance with accounting practices generally accepted in the United States of America. The following procedures are followed in establishing the budgetary data.:

- a. Prior to August 20 of the preceding fiscal year, the District prepares a budget for the next succeeding fiscal year. The operating budget includes proposed expenditures and the means of financing them.
- b. A meeting of the Board is then called for the purpose of adopting the proposed budget after ten days' public notice of the meeting has been given.
- c. Prior to the beginning of the fiscal year, the budget is legally enacted through passage of a resolution by the Board.

Once a budget is approved, it can be amended at function and fund level only by approval of a majority of the members of the Board. Amendments are presented to the Board at its regular meetings.

Each amendment must have Board approval. Such amendments are made before the fact, are reflected in the official minutes of the Board and are not made after fiscal year end as required by law.

Each amendment is controlled by the budget coordinator at the revenue and expenditure function/object level.

Budgeted amounts are as amended by the Board. All budget appropriations lapse at year end.

Encumbrances for goods or purchased services are documented by purchase orders or contracts. Under Texas law, appropriations lapse at August 31, and encumbrances outstanding at that time are to be either cancelled or appropriately provided for in the subsequent year's budget. There were no end-of-year outstanding encumbrances that were provided for in the subsequent year's budget.

Defined Benefit Pension Plan

*Changes of benefit terms.*

There were no changes of benefit terms that affected measurement of the total pension liability during the measurement period.

*Changes of assumptions.*

There were no changes of assumptions that affected measurement of the total pension liability during the measurement period.

Other Post-Employment Benefit Plan

*Changes of benefit terms.*

There were no changes of benefit terms that affected measurement of the total OPEB liability during the measurement period.

*Changes of assumptions.*

See Footnote J page 38 for changes in assumptions that affected measurement of the total OPEB liability during the measurement period.

## *COMBINING SCHEDULES*

EASTLAND INDEPENDENT SCHOOL DISTRICT  
COMBINING BALANCE SHEET  
NONMAJOR GOVERNMENTAL FUNDS  
AUGUST 31, 2021

Data Control Codes		205  Head Start	211 ESEA I, A Improving Basic Program	240 National Breakfast and Lunch Program	244 Career and Technical - Basic Grant
<b>ASSETS</b>					
1110	Cash and Cash Equivalents	\$ -	\$ 6,151	\$ 100,855	\$ -
1220	Property Taxes - Delinquent	-	-	-	-
1230	Allowance for Uncollectible Taxes	-	-	-	-
1240	Due from Other Governments	45,264	15,025	26,861	-
1000	Total Assets	<u>\$ 45,264</u>	<u>\$ 21,176</u>	<u>\$ 127,716</u>	<u>\$ -</u>
<b>LIABILITIES</b>					
2160	Accrued Wages Payable	\$ 5,140	\$ 19,060	\$ 9,683	\$ -
2170	Due to Other Funds	39,556	-	-	-
2200	Accrued Expenditures	568	2,116	205	-
2300	Unearned Revenue	-	-	7,941	-
2000	Total Liabilities	<u>45,264</u>	<u>21,176</u>	<u>17,829</u>	<u>-</u>
<b>DEFERRED INFLOWS OF RESOURCES</b>					
2601	Unavailable Revenue - Property Taxes	-	-	-	-
2600	Total Deferred Inflows of Resources	<u>-</u>	<u>-</u>	<u>-</u>	<u>-</u>
<b>FUND BALANCES</b>					
Restricted Fund Balance:					
3450	Federal or State Funds Grant Restriction	-	-	109,887	-
3480	Retirement of Long-Term Debt	-	-	-	-
Assigned Fund Balance:					
3590	Other Assigned Fund Balance	-	-	-	-
3000	Total Fund Balances	<u>-</u>	<u>-</u>	<u>109,887</u>	<u>-</u>
4000	Total Liabilities, Deferred Inflows & Fund Balances	<u>\$ 45,264</u>	<u>\$ 21,176</u>	<u>\$ 127,716</u>	<u>\$ -</u>

255 ESEA II,A Training and Recruiting	266 ESSER -School Emergency Relief	270 ESEA VI, Pt B Rural & Low Income	281 ESSER II - CRRSA Act	282 ESSER III - American Rescue Plan	289 Other Federal Special Revenue Funds	410 State Instructional Materials	461 Campus Activity Funds
\$ -	\$ -	\$ -	\$ -	\$ -	\$ -	\$ -	\$ 47,065
-	-	-	-	-	-	-	-
-	-	-	-	-	-	-	-
2,642	-	17,763	1,000,268	66,628	-	-	-
<u>\$ 2,642</u>	<u>\$ -</u>	<u>\$ 17,763</u>	<u>\$ 1,000,268</u>	<u>\$ 66,628</u>	<u>\$ -</u>	<u>\$ -</u>	<u>\$ 47,065</u>
\$ 2,380	\$ -	\$ -	\$ -	\$ 60,684	\$ -	\$ -	\$ -
-	-	17,763	1,000,268	-	-	-	-
262	-	-	-	5,944	-	-	-
-	-	-	-	-	-	-	-
<u>2,642</u>	<u>-</u>	<u>17,763</u>	<u>1,000,268</u>	<u>66,628</u>	<u>-</u>	<u>-</u>	<u>-</u>
-	-	-	-	-	-	-	-
-	-	-	-	-	-	-	-
-	-	-	-	-	-	-	-
-	-	-	-	-	-	-	-
-	-	-	-	-	-	-	-
-	-	-	-	-	-	-	47,065
-	-	-	-	-	-	-	47,065
<u>\$ 2,642</u>	<u>\$ -</u>	<u>\$ 17,763</u>	<u>\$ 1,000,268</u>	<u>\$ 66,628</u>	<u>\$ -</u>	<u>\$ -</u>	<u>\$ 47,065</u>

This page left intentionally blank.

EASTLAND INDEPENDENT SCHOOL DISTRICT  
 COMBINING BALANCE SHEET  
 NONMAJOR GOVERNMENTAL FUNDS  
 AUGUST 31, 2021

Data Control Codes		Total Nonmajor Special Revenue Funds	599 Debt Service Fund	Total Nonmajor Governmental Funds
<b>ASSETS</b>				
1110	Cash and Cash Equivalents	\$ 154,071	\$ 579,498	\$ 733,569
1220	Property Taxes - Delinquent	-	45,609	45,609
1230	Allowance for Uncollectible Taxes	-	(8,703)	(8,703)
1240	Due from Other Governments	1,174,451	4,033	1,178,484
1000	Total Assets	<u>\$ 1,328,522</u>	<u>\$ 620,437</u>	<u>\$ 1,948,959</u>
<b>LIABILITIES</b>				
2160	Accrued Wages Payable	\$ 96,947	\$ -	\$ 96,947
2170	Due to Other Funds	1,057,587	-	1,057,587
2200	Accrued Expenditures	9,095	-	9,095
2300	Unearned Revenue	7,941	-	7,941
2000	Total Liabilities	<u>1,171,570</u>	<u>-</u>	<u>1,171,570</u>
<b>DEFERRED INFLOWS OF RESOURCES</b>				
2601	Unavailable Revenue - Property Taxes	-	36,906	36,906
2600	Total Deferred Inflows of Resources	<u>-</u>	<u>36,906</u>	<u>36,906</u>
<b>FUND BALANCES</b>				
Restricted Fund Balance:				
3450	Federal or State Funds Grant Restriction	109,887	-	109,887
3480	Retirement of Long-Term Debt	-	583,531	583,531
Assigned Fund Balance:				
3590	Other Assigned Fund Balance	47,065	-	47,065
3000	Total Fund Balances	<u>156,952</u>	<u>583,531</u>	<u>740,483</u>
4000	Total Liabilities, Deferred Inflows & Fund Balances	<u>\$ 1,328,522</u>	<u>\$ 620,437</u>	<u>\$ 1,948,959</u>

EASTLAND INDEPENDENT SCHOOL DISTRICT  
COMBINING STATEMENT OF REVENUES, EXPENDITURES AND CHANGES IN  
FUND BALANCES - NONMAJOR GOVERNMENTAL FUNDS  
FOR THE YEAR ENDED AUGUST 31, 2021

Data		205	211	240	244
Control			ESEA I, A	National	Career and
Codes		Head Start	Improving Basic Program	Breakfast and Lunch Program	Technical - Basic Grant
REVENUES:					
5700	Total Local and Intermediate Sources	\$ -	\$ -	\$ 128,253	\$ -
5800	State Program Revenues	-	-	2,196	-
5900	Federal Program Revenues	99,399	355,897	319,447	7,456
5020	Total Revenues	99,399	355,897	449,896	7,456
EXPENDITURES:					
Current:					
0011	Instruction	99,399	318,015	-	7,456
0013	Curriculum and Instructional Staff Development	-	37,882	-	-
0023	School Leadership	-	-	-	-
0032	Social Work Services	-	-	-	-
0034	Student (Pupil) Transportation	-	-	-	-
0035	Food Services	-	-	424,116	-
0036	Extracurricular Activities	-	-	-	-
0041	General Administration	-	-	-	-
0051	Facilities Maintenance and Operations	-	-	-	-
0052	Security and Monitoring Services	-	-	-	-
0053	Data Processing Services	-	-	-	-
Debt Service:					
0071	Principal on Long-Term Debt	-	-	-	-
0072	Interest on Long-Term Debt	-	-	-	-
0073	Bond Issuance Cost and Fees	-	-	-	-
6030	Total Expenditures	99,399	355,897	424,116	7,456
1200	Net Change in Fund Balance	-	-	25,780	-
0100	Fund Balance - September 1 (Beginning)	-	-	84,107	-
3000	Fund Balance - August 31 (Ending)	\$ -	\$ -	\$ 109,887	\$ -



255 ESEA II,A Training and Recruiting	266 ESSER -School Emergency Relief	270 ESEA VI, Pt B Rural & Low Income	281 ESSER II - CRRSA Act	282 ESSER III - American Rescue Plan	289 Other Federal Special Revenue Funds	410 State Instructional Materials	461 Campus Activity Funds
\$ -	\$ -	\$ -	\$ -	\$ -	\$ -	\$ -	17,964
-	-	-	-	-	-	75,789	-
38,454	8,052	18,744	1,000,268	66,628	18,207	-	-
38,454	8,052	18,744	1,000,268	66,628	18,207	75,789	17,964
35,109	8,052	18,744	878,493	66,628	-	75,789	-
1,513	-	-	-	-	-	-	-
1,832	-	-	-	-	-	-	-
-	-	-	58,114	-	-	-	-
-	-	-	43,927	-	-	-	-
-	-	-	-	-	-	-	-
-	-	-	-	-	-	-	5,648
-	-	-	614	-	-	-	-
-	-	-	18,084	-	-	-	-
-	-	-	-	-	18,207	-	-
-	-	-	1,036	-	-	-	-
-	-	-	-	-	-	-	-
-	-	-	-	-	-	-	-
-	-	-	-	-	-	-	-
38,454	8,052	18,744	1,000,268	66,628	18,207	75,789	5,648
-	-	-	-	-	-	-	12,316
-	-	-	-	-	-	-	34,749
\$ -	\$ -	\$ -	\$ -	\$ -	\$ -	\$ -	47,065

This page left intentionally blank.

EASTLAND INDEPENDENT SCHOOL DISTRICT  
 COMBINING STATEMENT OF REVENUES, EXPENDITURES AND CHANGES IN  
 FUND BALANCES - NONMAJOR GOVERNMENTAL FUNDS  
 FOR THE YEAR ENDED AUGUST 31, 2021

Data Control Codes	Total Nonmajor Special Revenue Funds	599 Debt Service Fund	Total Nonmajor Governmental Funds
<b>REVENUES:</b>			
5700 Total Local and Intermediate Sources	\$ 146,217	\$ 859,659	\$ 1,005,876
5800 State Program Revenues	77,985	-	77,985
5900 Federal Program Revenues	1,932,552	-	1,932,552
5020 Total Revenues	2,156,754	859,659	3,016,413
<b>EXPENDITURES:</b>			
Current:			
0011 Instruction	1,507,685	-	1,507,685
0013 Curriculum and Instructional Staff Development	39,395	-	39,395
0023 School Leadership	1,832	-	1,832
0032 Social Work Services	58,114	-	58,114
0034 Student (Pupil) Transportation	43,927	-	43,927
0035 Food Services	424,116	-	424,116
0036 Extracurricular Activities	5,648	-	5,648
0041 General Administration	614	-	614
0051 Facilities Maintenance and Operations	18,084	-	18,084
0052 Security and Monitoring Services	18,207	-	18,207
0053 Data Processing Services	1,036	-	1,036
Debt Service:			
0071 Principal on Long-Term Debt	-	395,000	395,000
0072 Interest on Long-Term Debt	-	386,167	386,167
0073 Bond Issuance Cost and Fees	-	530	530
6030 Total Expenditures	2,118,658	781,697	2,900,355
1200 Net Change in Fund Balance	38,096	77,962	116,058
0100 Fund Balance - September 1 (Beginning)	118,856	505,569	624,425
3000 Fund Balance - August 31 (Ending)	\$ 156,952	\$ 583,531	\$ 740,483

This page left intentionally blank.

*REQUIRED TEA SCHEDULES*

EASTLAND INDEPENDENT SCHOOL DISTRICT  
SCHEDULE OF DELINQUENT TAXES RECEIVABLE  
FISCAL YEAR ENDED AUGUST 31, 2021

Last 10 Years Ended August 31	(1)	(2)	(3)
	Tax Rates		Assessed/Appraised Value for School Tax Purposes
	Maintenance	Debt Service	
2012 and prior years	Various	Various	\$ Various
2013	1.040000	0.000000	410,332,140
2014	1.040000	0.000000	454,330,667
2015	1.040000	0.000000	467,976,690
2016	1.040000	0.000000	443,201,602
2017	1.040000	0.000000	459,653,099
2018	1.040000	0.185000	483,921,402
2019	1.040000	0.185000	506,788,363
2020	0.970000	0.165000	535,835,090
2021 (School year under audit)	0.966400	0.150000	556,055,833
1000 TOTALS			

(10) Beginning Balance 9/1/2020	(20) Current Year's Total Levy	(31) Maintenance Collections	(32) Debt Service Collections	(40) Entire Year's Adjustments	(50) Ending Balance 8/31/2021
\$ 63,553	\$ -	\$ 275	\$ -	\$ (2,952)	\$ 60,326
12,235	-	181	-	-	12,054
19,572	-	321	-	-	19,251
19,538	-	798	-	-	18,740
16,686	-	1,268	-	-	15,418
23,565	-	4,027	-	-	19,538
40,316	-	13,225	2,469	-	24,622
77,133	-	22,943	4,231	(1,163)	48,796
139,233	-	39,858	7,392	(6,108)	85,875
-	6,249,703	5,213,040	850,734	(38,219)	147,710
<u>\$ 411,831</u>	<u>\$ 6,249,703</u>	<u>\$ 5,295,936</u>	<u>\$ 864,826</u>	<u>\$ (48,442)</u>	<u>\$ 452,330</u>

EASTLAND INDEPENDENT SCHOOL DISTRICT  
SCHEDULE OF REVENUES, EXPENDITURES, AND CHANGES IN FUND BALANCE  
BUDGET AND ACTUAL - CHILD NUTRITION PROGRAM  
FOR THE YEAR ENDED AUGUST 31, 2021

Data Control Codes	Budgeted Amounts		Actual Amounts (GAAP BASIS)	Variance With Final Budget Positive or (Negative)
	Original	Final		
REVENUES:				
5700 Total Local and Intermediate Sources	\$ 116,544	\$ 116,544	\$ 128,253	\$ 11,709
5800 State Program Revenues	2,200	2,200	2,196	(4)
5900 Federal Program Revenues	307,000	313,540	319,447	5,907
5020 Total Revenues	425,744	432,284	449,896	17,612
EXPENDITURES:				
Current:				
0035 Food Services	425,744	482,284	424,116	58,168
6030 Total Expenditures	425,744	482,284	424,116	58,168
1200 Net Change in Fund Balances	-	(50,000)	25,780	75,780
0100 Fund Balance - September 1 (Beginning)	84,107	84,107	84,107	-
3000 Fund Balance - August 31 (Ending)	\$ 84,107	\$ 34,107	\$ 109,887	\$ 75,780



EASTLAND INDEPENDENT SCHOOL DISTRICT  
SCHEDULE OF REVENUES, EXPENDITURES, AND CHANGES IN FUND BALANCE  
BUDGET AND ACTUAL - DEBT SERVICE FUND  
FOR THE YEAR ENDED AUGUST 31, 2021

Data Control Codes	Budgeted Amounts		Actual Amounts (GAAP BASIS)	Variance With Final Budget Positive or (Negative)
	Original	Final		
REVENUES:				
5700 Total Local and Intermediate Sources	\$ 809,367	\$ 809,367	\$ 859,659	\$ 50,292
5020 Total Revenues	809,367	809,367	859,659	50,292
EXPENDITURES:				
Debt Service:				
0071 Principal on Long-Term Debt	395,000	395,000	395,000	-
0072 Interest on Long-Term Debt	386,347	386,347	386,167	180
0073 Bond Issuance Cost and Fees	600	600	530	70
6030 Total Expenditures	781,947	781,947	781,697	250
1200 Net Change in Fund Balances	27,420	27,420	77,962	50,542
0100 Fund Balance - September 1 (Beginning)	505,569	505,569	505,569	-
3000 Fund Balance - August 31 (Ending)	\$ 532,989	\$ 532,989	\$ 583,531	\$ 50,542

## STATE COMPENSATORY EDUCATION AND BILINGUAL EDUCATION PROGRAM EXPENDITURES

Eastland Independent School District

Fiscal Year 2021

**Section A: Compensatory Education Programs**

AP1	Did your LEA expend any state compensatory education program state allotment funds during the district's fiscal year?	Yes
AP2	Does the LEA have written policies and procedures for its state compensatory education program?	Yes
AP3	List the total state allotment funds received for state compensatory education programs during the district's fiscal year.	930656
AP4	List the actual direct program expenditures for state compensatory education programs during the LEA's fiscal year.	575642

**Section B: Bilingual Education Programs**

AP5	Did your LEA expend any bilingual education program state allotment funds during the LEA's fiscal year?	Yes
AP6	Does the LEA have written policies and procedures for its bilingual education program?	Yes
AP7	List the total state allotment funds received for bilingual education programs during the LEA's fiscal year.	41160
AP8	List the actual direct program expenditures for bilingual education programs during the LEA's fiscal year. (PICs 25,35)	23014

*OVERALL COMPLIANCE AND INTERNAL CONTROLS SECTION*

This page left intentionally blank.

## Independent Auditor's Report

### REPORT ON INTERNAL CONTROL OVER FINANCIAL REPORTING AND ON COMPLIANCE AND OTHER MATTERS BASED ON AN AUDIT OF FINANCIAL STATEMENTS PERFORMED IN ACCORDANCE WITH GOVERNMENTAL AUDITING STANDARDS

Board of Trustees  
Eastland Independent School District  
P.O. Box 31  
Eastland, Texas 76448

I have audited, in accordance with the auditing standards generally accepted in the United States of America and the standards applicable to financial audits contained in *Government Auditing Standards* issued by the Comptroller General of the United States, the financial statements of the governmental activities, the business-type activities, the aggregate discretely presented component units, each major fund, and the aggregate remaining fund information of Eastland Independent School District (the "District") as of and for the year ended August 31, 2021, and the related notes to the financial statements, which collectively comprise the District's basic financial statements, and have issued my report thereon dated November 8, 2021.

#### Internal Control Over Financial Reporting

In planning and performing my audit of the financial statements, I considered the District's internal control over financial reporting (internal control) to determine the audit procedures that are appropriate in the circumstances for the purpose of expressing my opinions on the financial statements, but not for the purpose of expressing an opinion on the effectiveness of the District's internal control. Accordingly, I do not express an opinion on the effectiveness of the District's internal control.

A *deficiency in internal control* exists when the design or operation of a control does not allow management or employees, in the normal course of performing their assigned functions, to prevent, or detect and correct, misstatements on a timely basis. A *material weakness* is a deficiency, or combination of deficiencies, in internal control, such that there is a reasonable possibility that a material misstatement of the entity's financial statements will not be prevented, or detected and corrected on a timely basis. A *significant deficiency* is a deficiency, or a combination of deficiencies, in internal control that is less severe than a material weakness, yet important enough to merit attention by those charged with governance.

My consideration of internal control was for the limited purpose described in the first paragraph of this section and was not designed to identify all deficiencies in internal control that might be material weaknesses or significant deficiencies. Given these limitations, during my audit I did not identify any deficiencies in internal control that I consider to be material weaknesses. However, material weaknesses may exist that have not been identified.

#### Compliance and Other Matters

As part of obtaining reasonable assurance about whether Eastland Independent School District's financial statements are free of material misstatement, I performed tests of its compliance with certain provisions of laws, regulations, contracts, and grant agreements, noncompliance with which could have a direct and material effect on the determination of financial statement amounts. However, providing an opinion on compliance with those provisions was not an objective of my audit and, accordingly, I do not express such an opinion. The results of my tests disclosed no instances of noncompliance or other matters that are required to be reported under *Government Auditing Standards*.

#### Purpose of this Report

The purpose of this report is solely to describe the scope of my testing of internal control and compliance and the results of that testing, and not to provide an opinion on the effectiveness of the District's internal control or on compliance. This report is an integral part of an audit performed in accordance with *Government Auditing Standards* in considering the District's internal control and compliance. Accordingly, this communication is not suitable for any other purpose.

Cameron L. Gulley  
Certified Public Accountant  
Eastland, Texas

November 8, 2021

This page left intentionally blank.

EASTLAND INDEPENDENT SCHOOL DISTRICT  
SUMMARY SCHEDULE OF PRIOR AUDIT FINDINGS  
FOR THE YEAR ENDED AUGUST 31, 2021

Finding	Statement of Condition	Material Weakness?	Questioned Costs
	None.		

This page left intentionally blank.



EASTLAND INDEPENDENT SCHOOL DISTRICT  
*SCHEDULE OF FINDINGS AND QUESTIONED COSTS*  
*FOR THE YEAR ENDED AUGUST 31, 2021*

I. Summary of Auditor's Results

A. Financial Statements

Type of auditor's report issued:	Unmodified.
Internal control over financial reporting:	
Material weakness(es) identified?	No.
Significant deficiency(ies) identified that are not considered to be material weaknesses?	None reported.
Noncompliance material to financial statements noted?	No.

B. Federal Awards

Type of auditor's report issued on compliance for major programs:	Unmodified.
Internal control over major programs:	
Material weakness(es) identified?	No.
Significant deficiency(ies) identified that are not considered to be material weaknesses?	None reported.
Any audit findings disclosed that are required to be reported in accordance with Title 2 U.S. Code of Federal Regulations (CFR) Part 200?	No.
Major programs are as follows:	
84.425D - ESSER II - CRRSA	\$ 1,221,509.
Threshold used to distinguish between type A and type B programs:	\$ 750,000.
Auditee qualified as low-risk auditee?	Yes.

II. Findings Relating to the Financial Statements which are Required to be Reported in Accordance with Generally Accepted Government Auditing Standards

None.

III. Findings and Questioned Costs for Federal Awards

None.

EASTLAND INDEPENDENT SCHOOL DISTRICT  
*CORRECTIVE ACTION PLAN*  
*FOR THE YEAR ENDED AUGUST 31, 2021*

None required.

*FEDERAL AWARDS SECTION*

This page left intentionally blank.

## Independent Auditor's Report

### REPORT ON COMPLIANCE FOR EACH MAJOR FEDERAL PROGRAM AND ON INTERNAL CONTROL OVER COMPLIANCE REQUIRED BY THE UNIFORM GUIDANCE

Board of Trustees  
Eastland Independent School District  
P. O. Box 31  
Eastland, Texas 76448

#### Report on Compliance for Each Major Federal Program

I have audited Eastland Independent School District's compliance with the types of compliance requirements described in the *OMB Compliance Supplement* that could have a direct and material effect on each of the District's major federal programs for the year ended August 31, 2021. Eastland Independent School District's major federal programs are identified in the summary of auditor's results section of the accompanying schedule of findings and questioned costs.

#### *Management's Responsibility*

Management is responsible for compliance with the requirements of laws, regulations, contracts and grants applicable to its federal programs.

#### *Auditor's Responsibility*

My responsibility is to express an opinion on compliance for each of Eastland Independent School District's major federal programs based on my audit of the types of compliance requirements referred to above. I conducted my audit of compliance in accordance with auditing standards generally accepted in the United States of America; the standards applicable to financial audits contained in *Government Auditing Standards*, issued by the Comptroller General of the United States; and the audit requirements of Title 2 U.S. *Code of Federal Regulations* Part 200, *Uniform Administrative Requirements, Cost Principles, and Audit Requirements for Federal Awards* (Uniform Guidance). Those standards and the Uniform Guidance require that I plan and perform the audit to obtain reasonable assurance about whether noncompliance with the types of compliance requirements referred to above that could have a direct and material effect on a major federal program occurred. An audit includes examining, on a test basis, evidence about the District's compliance with those requirements and performing such other procedures as I consider necessary in the circumstances.

I believe that my audit provides a reasonable basis for my opinion on compliance for each major federal program. However, my audit does not provide a legal determination of Eastland Independent School District's compliance.

#### *Opinion on Each Major Federal Program*

In my opinion, Eastland Independent School District complied, in all material respects, with the types of compliance requirements referred to above that could have a direct and material effect on each of its major federal programs for the year ended August 31, 2021.

## Report on Internal Control Over Compliance

Management of Eastland Independent School District is responsible for establishing and maintaining effective internal control over compliance with the types of compliance requirements referred to above. In planning and performing my audit of compliance, I considered the District's internal control over compliance with the types of requirements that could have a direct and material effect on each major federal program to determine the auditing procedures that are appropriate in the circumstances for the purpose of expressing an opinion on compliance for each major federal program and to test and report on internal control over compliance in accordance with the Uniform Guidance, but not for the purpose of expressing an opinion on the effectiveness of internal control over compliance. Accordingly, I do not express an opinion on the effectiveness of the District's internal control over compliance.

*A deficiency in internal control over compliance* exists when the design or operation of a control over compliance does not allow management or employees, in the normal course of performing their assigned functions, to prevent, or detect and correct, noncompliance with a type of compliance requirement of a federal program on a timely basis. *A material weakness in internal control over compliance* is a deficiency, or combination of deficiencies, in internal control over compliance, such that there is a reasonable possibility that material noncompliance with a type of compliance requirement of a federal program will not be prevented, or detected and corrected, on a timely basis. *A significant deficiency in internal control over compliance* is a deficiency, or a combination of deficiencies, in internal control over compliance with a type of compliance requirement of a federal program that is less severe than a material weakness in internal control over compliance, yet important enough to merit attention by those charged with governance.

My consideration of internal control over compliance was for the limited purpose described in the first paragraph of this section and was not designed to identify all deficiencies in internal control over compliance that might be material weaknesses or significant deficiencies. I did not identify any deficiencies in internal control over compliance that I consider to be material weaknesses. However, material weaknesses may exist that have not been identified.

The purpose of this report on internal control over compliance is solely to describe the scope of my testing of internal control over compliance and the results of that testing based on the requirements of the Uniform Guidance. Accordingly, this report is not suitable for any other purpose.

Cameron L. Gulley  
Certified Public Accountant  
Eastland, Texas

November 8, 2021

EASTLAND INDEPENDENT SCHOOL DISTRICT  
SCHEDULE OF EXPENDITURES OF FEDERAL AWARDS  
FOR THE YEAR ENDED AUGUST 31 2021

EXHIBIT K-1

(1) FEDERAL GRANTOR/ PASS-THROUGH GRANTOR/ PROGRAM or CLUSTER TITLE	(2) Federal Assistance Listing #	(3) Pass-Through Entity Identifying Number	(4) Federal Expenditures
<u>U.S. Department of Agriculture</u>			
Passed Through Texas Department of Agriculture:			
School Breakfast Program *	10.553	N/A	\$ 55,650
National School Lunch Program - cash assistance *	10.555	N/A	212,485
National School Lunch Program - noncash assistance *	10.555	N/A	39,140
Total FAL #10.555			251,625
Emergency Operating Cost Reimbursement Program	10.558	N/A	12,172
Total Passed Through Texas Department of Agriculture			319,447
Total U.S. Department of Agriculture			319,447
<u>U.S. Department of Education</u>			
Passed Through Texas Education Agency:			
ESSA Title I Part A - Improving Basic Programs	84.010A	20610101067903	16,077
ESSA Title I Part A - Improving Basic Programs	84.010A	21610101067903	339,820
Total FAL #84.010A			355,897
Elementary and Secondary School Emergency Relief Fund	84.425D	20521001067903	8,052
ESSA Title V, Part B, Subpart 2 - Rural and Low-Income Schools Program	84.358B	20696001067903	981
ESSA Title V, Part B, Subpart 2 - Rural and Low-Income Schools Program	84.358B	21696001067903	17,763
Total FAL #84.358B			18,744
Elementary and Secondary School Emergency Relief Fund - CRRSA Act	84.425D	21521001067903	1,221,509
Elementary and Secondary School Emergency Relief Fund - American Rescue Plan	84.425U	21528001067903	66,628
Total Passed Through Texas Education Agency			1,670,830
Passed Through Region 14 Education Service Center:			
Career and Technical Education - Basic Grant	84.048A	N/A	7,456
ESSA Title II, Part A - Teacher and Principal Training and Recruiting	84.367A	N/A	38,454
ESSA Title IV, Part A, Subpart 1 - Student Support and Academic Enrichment	84.424A	N/A	18,207
Total Passed Through Region 14 Education Service Center			64,117
Total U.S. Department of Education			1,734,947
<u>U.S. Department of Health and Human Services</u>			
Passed Through Texas Health and Human Services Commission:			
Provider Relief Fund	93.498	N/A	5,968
Total Passed Through Texas Health and Human Services Commission			5,968
Passed Through Region 14 Education Service Center:			
Head Start	93.600	06CH7152-07-00	54,135
Head Start	93.600	06CH7152-08-00	45,264
Total Passed Through Region 14 Education Service Center			99,399
Total U.S. Department of Health and Human Services			105,367
<u>U.S. Department of the Treasury</u>			
Passed Through Texas Education Agency:			
Coronavirus Relief Fund	21.019	52202003	17,721
Total Passed Through Texas Education Agency			17,721
Passed Through Texas Division of Emergency Management:			
Coronavirus Relief Fund	21.019	N/A	6,563
Total Passed Through Texas Division of Emergency Management			6,563
Total U.S. Department of the Treasury			24,284
TOTAL EXPENDITURES OF FEDERAL AWARDS			\$ 2,184,045

\* Clustered programs

The accompanying notes are an integral part of this statement.

EASTLAND INDEPENDENT SCHOOL DISTRICT  
NOTES TO THE SCHEDULE OF EXPENDITURES OF FEDERAL AWARDS  
FOR THE YEAR ENDED AUGUST 31, 2021

1. For all federal programs, the District uses the fund types specified in Texas Education Agency's *Financial Accountability System Resource Guide*. Special revenue funds are used to account for resources restricted to, or designated for, specific purposes by a grantor. Federal and state financial assistance generally is accounted for in a special revenue fund.
2. The accompanying schedule of expenditures of federal awards included the federal grant activity of the District and is presented on the modified accrual basis of accounting. This basis of accounting recognizes revenues in the accounting period in which they become susceptible to accrual (both measurable and available) and expenditures in the accounting period in which the fund liability is incurred (if measurable) except for unmatured interest on General Long-Term Debt (which is recognized when due) and certain compensated absences and claims and judgments (which are recognized when the obligations are expected to be liquidated with expendable available financial resources).  
  
Federal grant funds are considered to be earned to the extent of expenditures made under the provisions of the grant and, accordingly, when such funds are received, they are recorded as unearned revenues until earned.
3. The period of availability for federal grant funds for the purpose of liquidation of outstanding obligations made on or before the ending date of the federal project period extended 120 days beyond the federal project period ending date, in accordance with Section H, Period of Performance, 2 CFR Section 200.344(b).
4. Non-monetary assistance received from the Commodity Supplemental Food Program is recorded in fair market value of the commodities received and disbursed. The revenue and expenditures are reported in the Child Nutrition Special Revenue Fund using the CFDA numbers of the programs under which the USDA donated the commodities.
5. The District has elected not to use the 10% de minimus indirect cost rate as allowed under the Uniform Guidance.
6. A reconciliation of federal program revenues and expenditures is as follows:

Total federal revenues per Exhibit C-3	\$ 2,530,160
Less: non-federal SHARS reimbursements	(346,115)
Total federal expenditures per Exhibit K-1	<u>\$ 2,184,045</u>