



Public Schools

School District No. 7 • P.O. Box 188 • Maxwell, NE 69151 • (308) 582-4585

2022-2023 Annual Report

As per Rule 10 requirement, the following information documents pertinent information in regards to Maxwell Public Schools for the 2022-2023 school year unless otherwise noted. Comparison data is provided from previous years. For more information about Maxwell Public Schools, please go to <https://nep.education.ne.gov/snapshot.html#56-0007-000>.

Administration

Superintendent - Danny McMurtry dmcmurtry@maxwellschools.org

Secondary Principal - Dan Jensen djensen@maxwellschools.org

Elementary Principal - Missy Friend mfriender@maxwellschools.org

Athletic Director - Quin Conner qconner@maxwellschools.org

Demographics

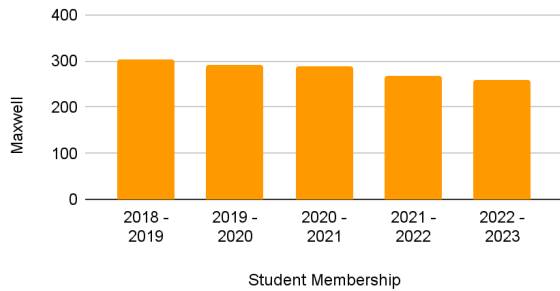
Charts and graphs provided show the demographics of Maxwell Public Schools. For the 2022 - 2023 school year, Maxwell Public Schools had an enrollment of 259 students. This was down from an enrollment of 267 students the year prior. The number of teachers remained the same at 24. The amount of students qualifying for free/reduced lunches went from 52% the year prior to 49%. The number of students qualifying for special education rose from 21% to 22%. The overall attendance rate went from 95% to 94%.



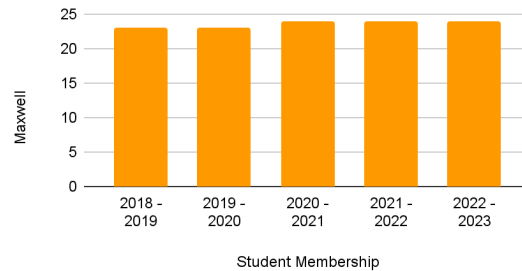
Public Schools

School District No. 7 • P.O. Box 188 • Maxwell, NE 69151 • (308) 582-4585

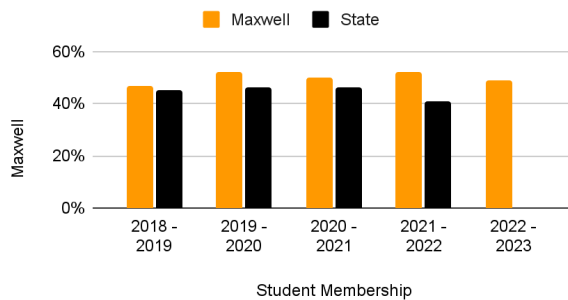
Student Membership



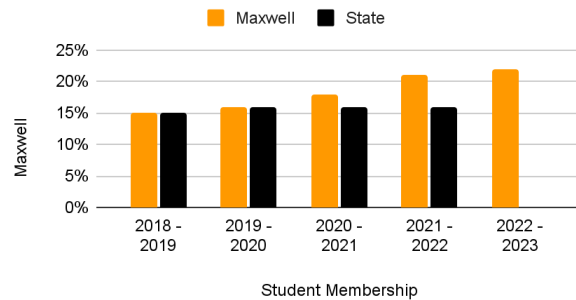
Teachers



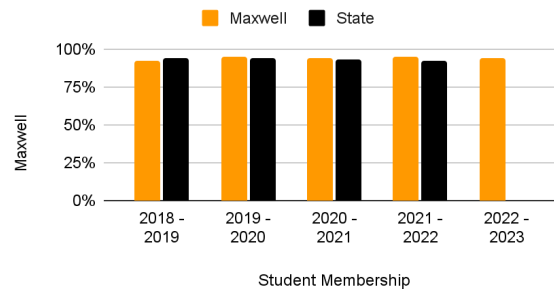
Free/Reduced Lunch



Special Education



Attendance Rate



Budget

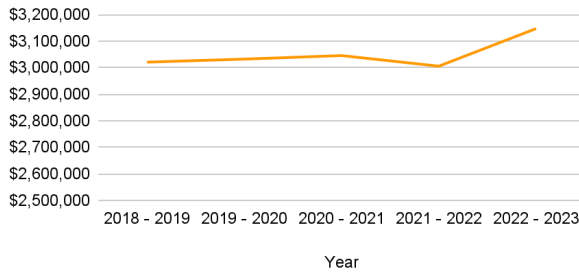
Maxwell Public schools has consistently presented a fiscally responsible budget. The overall levy for 22-23 was \$3,146,465.00. Over a five year period, Maxwell's overall budget has only risen 4% compared to what it was in 18-19. Valuation over that same five year period has risen over 9%.



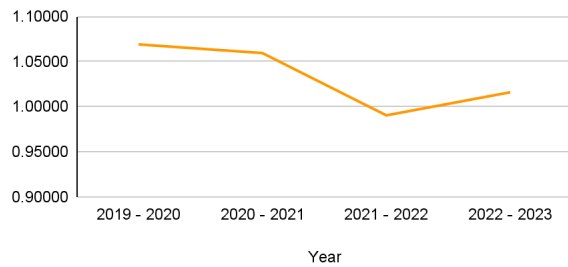
Public Schools

School District No. 7 • P.O. Box 188 • Maxwell, NE 69151 • (308) 582-4585

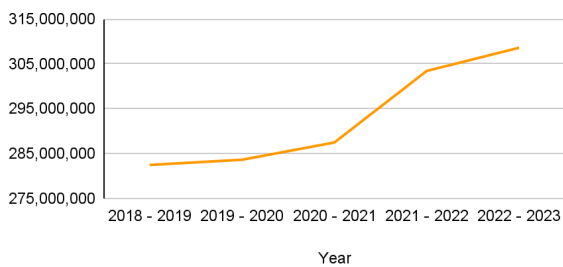
Tax Request



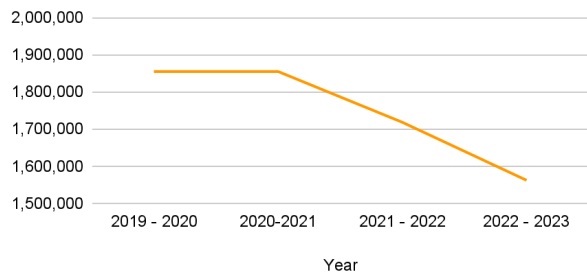
Levy



Valuation



State Aid



Student Achievement

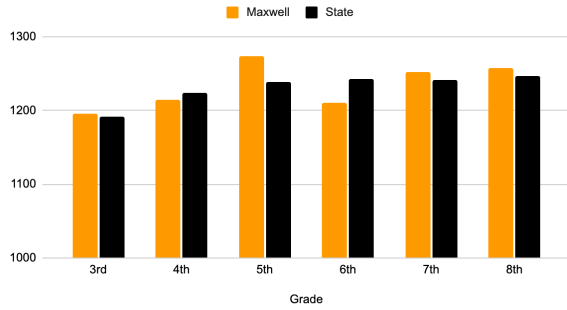
The 2022 - 2023 school year gave us the first opportunity of comparability data with the new NSCAS as it was our second year taking this test. Comparison of Maxwell Public schools by grade level to their peers throughout the state on the same test are depicted in the graphs below. In both reading and math, 4 of 6 grade levels for Maxwell Public Schools outperformed the state average.



Public Schools

School District No. 7 • P.O. Box 188 • Maxwell, NE 69151 • (308) 582-4585

NSCAS Math



NSCAS Reading

