

# SANTA FE R-X

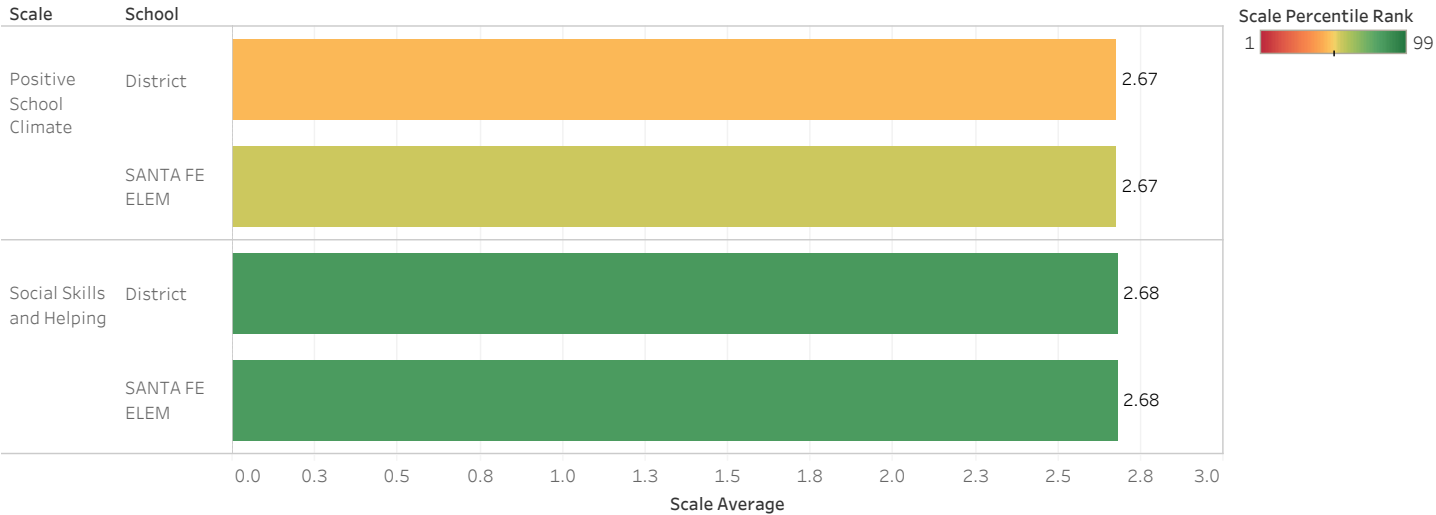
## Missouri School Climate and Culture Survey Results

# SANTA FE R-X Fall 2023 Younger Student Scale Results

Scale	School	Scale Percentile Rank	Scale Average	Scale Standard Deviation
Positive School Climate	District	45	2.67	0.56
	SANTA FE ELEM	55	2.67	0.56
Social Skills and Helping	District	84	2.68	0.54
	SANTA FE ELEM	83	2.68	0.54

Younger Student response options: 1 = No, 2 = Sometimes, 3 = Yes  
 Negatively worded items were reverse coded  
 \*An asterisk indicates that there were fewer than 10 responses on an item, so results can not be shared due to data suppression

Fall 2023 Younger Student Scales



## SANTA FE R-X Fall 2023 Younger Student Item Results

School	Item Text	Item Percentile Rank	Item Average	Item Standard Deviation	Item Response Count
District	1. I can do well in school.	82	2.76	0.43	50
	2. I feel socially accepted.	32	2.50	0.58	50
	3. I actively take part in class.	37	2.59	0.57	49
	4. I help others in my school.	15	2.58	0.57	50
	5. I help make my school a better place.	96	2.82	0.44	50
	6. My teachers help students to learn.	22	2.90	0.30	50
	7. I can help solve problems among my friends in a positive way.	55	2.62	0.49	50
	8. My teachers notice if I have trouble learning something.	4	2.38	0.60	50
	9. I know how to disagree without starting a fight or an argument.	96	2.70	0.46	50
	10. My teachers care about me.	29	2.84	0.42	50
	11. My school gives every student a chance to do well.	75	2.90	0.30	50
	12. I am treated with respect by adults at my school.	58	2.82	0.44	50
	13. I like going to this school.	43	2.64	0.60	50
	14. I can work well in groups with people who differ from me.	95	2.74	0.53	50
	15. I am treated fairly at school.	25	2.54	0.61	50
	16. I feel safe at school.	67	2.72	0.57	50
	17. I am good at solving conflicts with others.	55	2.38	0.67	50
	18. School rules are fair.	47	2.64	0.60	50
	19. My school is clean.	68	2.72	0.54	50
	20. I know what to do if I hear about dangerous behaviors at school.	71	2.82	0.52	50
	21. I know how to report bullying at my school.	44	2.74	0.56	50
	22. I would attend a different school if I could.	38	2.50	0.76	50
	23. I get along well with others.	48	2.50	0.58	50

Younger Student response options: 1 = No, 2 = Sometimes, 3 = Yes

Negatively worded items were reverse coded

\*An asterisk indicates that there were fewer than 10 responses on an item, so results can not be shared due to data suppression

## SANTA FE R-X Fall 2023 Younger Student Item Results

School	Item Text	Item Percentile Rank	Item Average	Item Standard Deviation	Item Response Count
District	24. I know different ways to make and keep friends.	81	2.80	0.49	50
	25. I know how to make friends with new people.	91	2.80	0.40	50
	26. I care about how others feel.	49	2.82	0.44	50
	27. I know how to get along with others, even if I disagree with them.	57	2.56	0.64	50
SANTA FE ELEM	1. I can do well in school.	77	2.76	0.43	50
	2. I feel socially accepted.	43	2.50	0.58	50
	3. I actively take part in class.	41	2.59	0.57	49
	4. I help others in my school.	26	2.58	0.57	50
	5. I help make my school a better place.	93	2.82	0.44	50
	6. My teachers help students to learn.	22	2.90	0.30	50
	7. I can help solve problems among my friends in a positive way.	55	2.62	0.49	50
	8. My teachers notice if I have trouble learning something.	10	2.38	0.60	50
	9. I know how to disagree without starting a fight or an argument.	93	2.70	0.46	50
	10. My teachers care about me.	28	2.84	0.42	50
	11. My school gives every student a chance to do well.	76	2.90	0.30	50
	12. I am treated with respect by adults at my school.	62	2.82	0.44	50
	13. I like going to this school.	55	2.64	0.60	50
	14. I can work well in groups with people who differ from me.	93	2.74	0.53	50
	15. I am treated fairly at school.	32	2.54	0.61	50
	16. I feel safe at school.	68	2.72	0.57	50
	17. I am good at solving conflicts with others.	55	2.38	0.67	50
	18. School rules are fair.	55	2.64	0.60	50
	19. My school is clean.	75	2.72	0.54	50

Younger Student response options: 1 = No, 2 = Sometimes, 3 = Yes

Negatively worded items were reverse coded

\*An asterisk indicates that there were fewer than 10 responses on an item, so results can not be shared due to data suppression

## SANTA FE R-X Fall 2023 Younger Student Item Results

School	Item Text	Item Percentile Rank	Item Average	Item Standard Deviation	Item Response Count
SANTA FE ELEM	20. I know what to do if I hear about dangerous behaviors at school.	74	2.82	0.52	50
	21. I know how to report bullying at my school.	44	2.74	0.56	50
	22. I would attend a different school if I could.	53	2.50	0.76	50
	23. I get along well with others.	52	2.50	0.58	50
	24. I know different ways to make and keep friends.	83	2.80	0.49	50
	25. I know how to make friends with new people.	91	2.80	0.40	50
	26. I care about how others feel.	58	2.82	0.44	50
	27. I know how to get along with others, even if I disagree with them.	60	2.56	0.64	50

Younger Student response options: 1 = No, 2 = Sometimes, 3 = Yes

Negatively worded items were reverse coded

\*An asterisk indicates that there were fewer than 10 responses on an item, so results can not be shared due to data suppression

## SANTA FE R-X Fall 2023 Younger Student Items by Scale

Scale	Item Text	District				SANTA FE ELEM			
		Item Percentile Rank	Item Average	Item Standard Deviation	Item Response Count	Item Percentile Rank	Item Average	Item Standard Deviation	Item Response Count
Positive School Climate	2. I feel socially accepted.	32	2.50	0.58	50	43	2.50	0.58	50
	6. My teachers help students to learn.	22	2.90	0.30	50	22	2.90	0.30	50
	8. My teachers notice if I have trouble learning something.	4	2.38	0.60	50	10	2.38	0.60	50
	10. My teachers care about me.	29	2.84	0.42	50	28	2.84	0.42	50
	11. My school gives every student a chance to do well.	75	2.90	0.30	50	76	2.90	0.30	50
	12. I am treated with respect by adults at my school.	58	2.82	0.44	50	62	2.82	0.44	50
	13. I like going to this school.	43	2.64	0.60	50	55	2.64	0.60	50
	15. I am treated fairly at school.	25	2.54	0.61	50	32	2.54	0.61	50
	16. I feel safe at school.	67	2.72	0.57	50	68	2.72	0.57	50
	18. School rules are fair.	47	2.64	0.60	50	55	2.64	0.60	50
	19. My school is clean.	68	2.72	0.54	50	75	2.72	0.54	50
	22. I would attend a different school if I could.	38	2.50	0.76	50	53	2.50	0.76	50
Social Skills and Helping	1. I can do well in school.	82	2.76	0.43	50	77	2.76	0.43	50
	3. I actively take part in class.	37	2.59	0.57	49	41	2.59	0.57	49
	4. I help others in my school.	15	2.58	0.57	50	26	2.58	0.57	50
	5. I help make my school a better place.	96	2.82	0.44	50	93	2.82	0.44	50
	7. I can help solve problems among my friends in a positive way.	55	2.62	0.49	50	55	2.62	0.49	50
	9. I know how to disagree without starting a fight or an argument.	96	2.70	0.46	50	93	2.70	0.46	50
	14. I can work well in groups with people who differ from me.	95	2.74	0.53	50	93	2.74	0.53	50
	17. I am good at solving conflicts with others.	55	2.38	0.67	50	55	2.38	0.67	50

Younger Student response options: 1 = No, 2 = Sometimes, 3 = Yes

Negatively worded items were reverse coded

\*An asterisk indicates that there were fewer than 10 responses on an item, so results can not be shared due to data suppression

## SANTA FE R-X Fall 2023 Younger Student Items by Scale

Scale	Item Text	District				School			
		Item Percentile Rank	Item Average	Item Standard Deviation	Item Response Count	Item Percentile Rank	Item Average	Item Standard Deviation	Item Response Count
Social Skills and Helping	20. I know what to do if I hear about dangerous behaviors at school.	71	2.82	0.52	50	74	2.82	0.52	50
	21. I know how to report bullying at my school.	44	2.74	0.56	50	44	2.74	0.56	50
	23. I get along well with others.	48	2.50	0.58	50	52	2.50	0.58	50
	24. I know different ways to make and keep friends.	81	2.80	0.49	50	83	2.80	0.49	50
	25. I know how to make friends with new people.	91	2.80	0.40	50	91	2.80	0.40	50
	26. I care about how others feel.	49	2.82	0.44	50	58	2.82	0.44	50
	27. I know how to get along with others, even if I disagree with them.	57	2.56	0.64	50	60	2.56	0.64	50

Younger Student response options: 1 = No, 2 = Sometimes, 3 = Yes

Negatively worded items were reverse coded

\*An asterisk indicates that there were fewer than 10 responses on an item, so results can not be shared due to data suppression

# SANTA FE R-X All Younger Student Scale Results

Scale	School	Scale Average		Scale Standard Deviation		Scale Percentile Rank	
		Fall 2022	Fall 2023	Fall 2022	Fall 2023	Fall 2022	Fall 2023
Positive School Climate	District	2.76	2.67	0.49	0.56	82	45
	SANTA FE ELEM	2.76	2.67	0.49	0.56	85	55
Social Skills and Helping	District	2.74	2.68	0.47	0.54	93	84
	SANTA FE ELEM	2.74	2.68	0.47	0.54	93	83

Staff response options: 1 = Strongly Disagree, 2 = Disagree, 3 = Agree, 4 = Strongly Agree  
Negatively worded items were reverse coded

\*An asterisk indicates that there were fewer than 10 responses on an item, so results can not be shared due to data suppression

## SANTA FE R-X All Younger Student Item Results

Item Text	School	Item Average		Item Standard Deviation		Item Response Count	
		Fall 2022	Fall 2023	Fall 2022	Fall 2023	Fall 2022	Fall 2023
1. I can do well in school.	District	2.79	2.76	0.41	0.43	43	50
	SANTA FE ELEM	2.79	2.76	0.41	0.43	43	50
2. I feel socially accepted.	District	2.58	2.50	0.59	0.58	43	50
	SANTA FE ELEM	2.58	2.50	0.59	0.58	43	50
3. I actively take part in class.	District	2.49	2.59	0.55	0.57	43	49
	SANTA FE ELEM	2.49	2.59	0.55	0.57	43	49
4. I help others in my school.	District	2.74	2.58	0.44	0.57	43	50
	SANTA FE ELEM	2.74	2.58	0.44	0.57	43	50
5. I help make my school a better place.	District	2.67	2.82	0.47	0.44	43	50
	SANTA FE ELEM	2.67	2.82	0.47	0.44	43	50
6. My teachers help students to learn.	District	3.00	2.90	0.00	0.30	42	50
	SANTA FE ELEM	3.00	2.90	0.00	0.30	42	50
7. I can help solve problems among my friends in a positive way.	District	2.72	2.62	0.45	0.49	43	50
	SANTA FE ELEM	2.72	2.62	0.45	0.49	43	50
8. My teachers notice if I have trouble learning something.	District	2.48	2.38	0.59	0.60	42	50
	SANTA FE ELEM	2.48	2.38	0.59	0.60	42	50
9. I know how to disagree without starting a fight or an argument.	District	2.77	2.70	0.48	0.46	43	50
	SANTA FE ELEM	2.77	2.70	0.48	0.46	43	50

Staff response options: 1 = Strongly Disagree, 2 = Disagree, 3 = Agree, 4 = Strongly Agree

Negatively worded items were reverse coded

\*An asterisk indicates that there were fewer than 10 responses on an item, so results can not be shared due to data suppression

## SANTA FE R-X All Younger Student Item Results

Item Text	School	Item Average		Item Standard Deviation		Item Response Count	
		Fall 2022	Fall 2023	Fall 2022	Fall 2023	Fall 2022	Fall 2023
10. My teachers care about me.	District	2.98	2.84	0.15	0.42	42	50
	SANTA FE ELEM	2.98	2.84	0.15	0.42	42	50
11. My school gives every student a chance to do well.	District	2.88	2.90	0.33	0.30	41	50
	SANTA FE ELEM	2.88	2.90	0.33	0.30	41	50
12. I am treated with respect by adults at my school.	District	2.88	2.82	0.33	0.44	42	50
	SANTA FE ELEM	2.88	2.82	0.33	0.44	42	50
13. I like going to this school.	District	2.76	2.64	0.43	0.60	42	50
	SANTA FE ELEM	2.76	2.64	0.43	0.60	42	50
14. I can work well in groups with people who differ from me.	District	2.74	2.74	0.45	0.53	42	50
	SANTA FE ELEM	2.74	2.74	0.45	0.53	42	50
15. I am treated fairly at school.	District	2.67	2.54	0.48	0.61	42	50
	SANTA FE ELEM	2.67	2.54	0.48	0.61	42	50
16. I feel safe at school.	District	2.79	2.72	0.47	0.57	42	50
	SANTA FE ELEM	2.79	2.72	0.47	0.57	42	50
17. I am good at solving conflicts with others.	District	2.53	2.38	0.55	0.67	43	50
	SANTA FE ELEM	2.53	2.38	0.55	0.67	43	50
18. School rules are fair.	District	2.76	2.64	0.53	0.60	42	50
	SANTA FE ELEM	2.76	2.64	0.53	0.60	42	50

Staff response options: 1 = Strongly Disagree, 2 = Disagree, 3 = Agree, 4 = Strongly Agree

Negatively worded items were reverse coded

\*An asterisk indicates that there were fewer than 10 responses on an item, so results can not be shared due to data suppression

## SANTA FE R-X All Younger Student Item Results

Item Text	School	Item Average		Item Standard Deviation		Item Response Count	
		Fall 2022	Fall 2023	Fall 2022	Fall 2023	Fall 2022	Fall 2023
19. My school is clean.	District	2.86	2.72	0.35	0.54	42	50
	SANTA FE ELEM	2.86	2.72	0.35	0.54	42	50
20. I know what to do if I hear about dangerous behaviors at school.	District	2.88	2.82	0.33	0.52	42	50
	SANTA FE ELEM	2.88	2.82	0.33	0.52	42	50
21. I know how to report bullying at my school.	District	2.88	2.74	0.40	0.56	42	50
	SANTA FE ELEM	2.88	2.74	0.40	0.56	42	50
22. I would attend a different school if I could.	District	2.50	2.50	0.77	0.76	42	50
	SANTA FE ELEM	2.50	2.50	0.77	0.76	42	50
23. I get along well with others.	District	2.64	2.50	0.48	0.58	42	50
	SANTA FE ELEM	2.64	2.50	0.48	0.58	42	50
24. I know different ways to make and keep friends.	District	2.78	2.80	0.52	0.49	41	50
	SANTA FE ELEM	2.78	2.80	0.52	0.49	41	50
25. I know how to make friends with new people.	District	2.69	2.80	0.52	0.40	42	50
	SANTA FE ELEM	2.69	2.80	0.52	0.40	42	50
26. I care about how others feel.	District	2.95	2.82	0.22	0.44	42	50
	SANTA FE ELEM	2.95	2.82	0.22	0.44	42	50
27. I know how to get along with others, even if I disagree with them.	District	2.76	2.56	0.43	0.64	42	50
	SANTA FE ELEM	2.76	2.56	0.43	0.64	42	50

Staff response options: 1 = Strongly Disagree, 2 = Disagree, 3 = Agree, 4 = Strongly Agree

Negatively worded items were reverse coded

\*An asterisk indicates that there were fewer than 10 responses on an item, so results can not be shared due to data suppression

## SANTA FE R-X Fall 2023 Older Student Scale Results

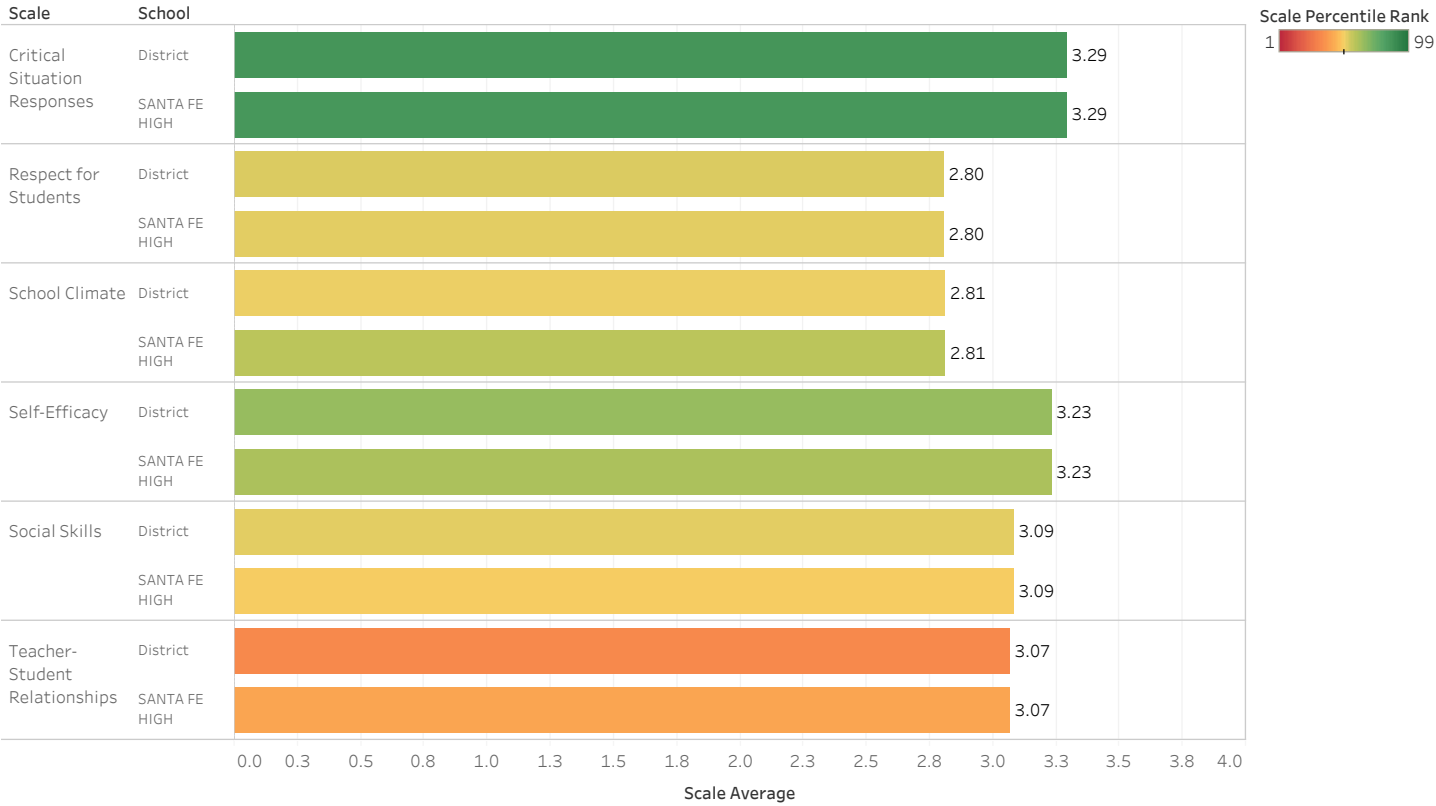
Scale	School	Scale Percentile Rank	Scale Average	Scale Standard Deviation
Critical Situation Responses	District	86	3.29	0.74
	SANTA FE HIGH	85	3.29	0.74
Respect for Students	District	53	2.80	0.83
	SANTA FE HIGH	52	2.80	0.83
School Climate	District	51	2.81	0.92
	SANTA FE HIGH	58	2.81	0.92
Self-Efficacy	District	65	3.23	0.71
	SANTA FE HIGH	61	3.23	0.71
Social Skills	District	52	3.09	0.69
	SANTA FE HIGH	49	3.09	0.69
Teacher-Student Relationships	District	32	3.07	0.84
	SANTA FE HIGH	40	3.07	0.84

Older Student response options: 1 = Strongly Disagree, 2 = Disagree, 3 = Agree, 4 = Strongly Agree

Negatively worded items were reverse coded

\*An asterisk indicates that there were fewer than 10 responses on an item, so results can not be shared due to data suppression

# Fall 2023 Older Student Scales



## SANTA FE R-X Fall 2023 Older Student Item Results

School	Item Text	Item Percentile Rank	Item Average	Item Standard Deviation	Item Response Count
District	1. I can do well in school.	29	3.30	0.56	40
	2. I know how to get better at things that are hard for me.	23	3.03	0.73	40
	3. I ask for help from my teachers or others when I need it.	22	3.00	0.88	40
	4. I understand how my family and school can support my academic success.	83	3.35	0.66	40
	5. I actively take part in class.	77	3.35	0.58	40
	6. I have goals and plans for the future.	70	3.47	0.82	40
	7. I help make my school a better place.	84	3.13	0.61	40
	8. My teachers encourage students to learn.	11	3.05	0.81	40
	9. My teachers expect very good work from me.	86	3.53	0.51	40
	10. My teachers notice if I have trouble learning something.	26	2.75	0.95	40
	11. My teachers help me improve my work if I do not do well on an assignment.	12	2.80	0.88	40
	12. My teachers let me know when I am doing a good job.	30	2.97	0.86	40
	13. I would attend a different school if I could.	38	2.59	1.02	39
	14. My teachers and administrators value my opinion.	31	2.63	0.91	38
	15. My teachers care about me.	62	3.18	0.83	38
	16. All students receive high-quality instruction.	11	2.61	0.97	38
	17. My school gives all students a chance to succeed.	31	3.10	0.91	39
	18. I am treated with respect by adults at my school.	65	3.15	0.70	40

Older Student response options: 1 = Strongly Disagree, 2 = Disagree, 3 = Agree, 4 = Strongly Agree

Negatively worded items were reverse coded

\*An asterisk indicates that there were fewer than 10 responses on an item, so results can not be shared due to data suppression

## SANTA FE R-X Fall 2023 Older Student Item Results

School	Item Text	Item Percentile Rank	Item Average	Item Standard Deviation	Item Response Count
District	19. I like going to this school.	59	2.95	0.79	39
	20. I am treated fairly at school.	65	3.03	0.83	40
	21. I feel safe at school.	61	3.08	0.89	40
	22. I worry about violence at this school.	66	2.88	0.79	40
	23. Students at my school are often bullied.	13	2.35	1.00	40
	24. My school handles discipline fairly.	74	2.77	0.81	39
	25. This school teaches and reinforces student self-discipline and responsibility.	54	2.95	0.75	40
	26. My school is clean.	87	3.15	0.53	40
	27. If I am overwhelmed because of a crisis, I know how to get help.	76	3.05	0.85	40
	28. I know what to do if I hear about dangerous behaviors at school.	89	3.42	0.68	40
	29. I know how to report bullying at my school.	87	3.35	0.70	40
	30. In case of an emergency, I know what to do.	73	3.35	0.70	40
	31. The school system assures student voices are heard and respected.	40	2.70	0.88	40
	32. I get along well with others.	82	3.22	0.62	40
	33. I know different ways to make and keep friends.	12	3.03	0.77	40
	34. I know how to make friends with new people.	55	3.10	0.71	40
	35. I care about how others feel.	43	3.23	0.74	39
	36. I know how to get along with others, even if I disagree with them.	61	3.10	0.64	39

Older Student response options: 1 = Strongly Disagree, 2 = Disagree, 3 = Agree, 4 = Strongly Agree

Negatively worded items were reverse coded

\*An asterisk indicates that there were fewer than 10 responses on an item, so results can not be shared due to data suppression

## SANTA FE R-X Fall 2023 Older Student Item Results

School	Item Text	Item Percentile Rank	Item Average	Item Standard Deviation	Item Response Count
District	37. I feel socially accepted.	43	2.82	0.82	39
	38. I can help solve problems among my friends in a positive way.	41	3.15	0.58	40
	39. I can work with someone who has different opinions than me.	68	3.15	0.58	40
	40. I know how to disagree without starting a fight or an argument.	52	3.08	0.62	40
	41. I am good at solving conflicts with others.	67	2.97	0.73	40
SANTA FE HIGH	1. I can do well in school.	30	3.30	0.56	40
	2. I know how to get better at things that are hard for me.	24	3.03	0.73	40
	3. I ask for help from my teachers or others when I need it.	27	3.00	0.88	40
	4. I understand how my family and school can support my academic success.	80	3.35	0.66	40
	5. I actively take part in class.	76	3.35	0.58	40
	6. I have goals and plans for the future.	70	3.47	0.82	40
	7. I help make my school a better place.	82	3.13	0.61	40
	8. My teachers encourage students to learn.	10	3.05	0.81	40
	9. My teachers expect very good work from me.	84	3.53	0.51	40
	10. My teachers notice if I have trouble learning something.	35	2.75	0.95	40
	11. My teachers help me improve my work if I do not do well on an assignment.	17	2.80	0.88	40
	12. My teachers let me know when I am doing a good job.	33	2.97	0.86	40
	13. I would attend a different school if I could.	45	2.59	1.02	39

Older Student response options: 1 = Strongly Disagree, 2 = Disagree, 3 = Agree, 4 = Strongly Agree

Negatively worded items were reverse coded

\*An asterisk indicates that there were fewer than 10 responses on an item, so results can not be shared due to data suppression

## SANTA FE R-X Fall 2023 Older Student Item Results

School	Item Text	Item Percentile Rank	Item Average	Item Standard Deviation	Item Response Count
SANTA FE HIGH	14. My teachers and administrators value my opinion.	35	2.63	0.91	38
	15. My teachers care about me.	65	3.18	0.83	38
	16. All students receive high-quality instruction.	12	2.61	0.97	38
	17. My school gives all students a chance to succeed.	32	3.10	0.91	39
	18. I am treated with respect by adults at my school.	65	3.15	0.70	40
	19. I like going to this school.	62	2.95	0.79	39
	20. I am treated fairly at school.	64	3.03	0.83	40
	21. I feel safe at school.	65	3.08	0.89	40
	22. I worry about violence at this school.	70	2.88	0.79	40
	23. Students at my school are often bullied.	19	2.35	1.00	40
	24. My school handles discipline fairly.	71	2.77	0.81	39
	25. This school teaches and reinforces student self-discipline and responsibility.	52	2.95	0.75	40
	26. My school is clean.	86	3.15	0.53	40
	27. If I am overwhelmed because of a crisis, I know how to get help.	76	3.05	0.85	40
	28. I know what to do if I hear about dangerous behaviors at school.	91	3.42	0.68	40
	29. I know how to report bullying at my school.	85	3.35	0.70	40
	30. In case of an emergency, I know what to do.	69	3.35	0.70	40
	31. The school system assures student voices are heard and respected.	41	2.70	0.88	40

Older Student response options: 1 = Strongly Disagree, 2 = Disagree, 3 = Agree, 4 = Strongly Agree

Negatively worded items were reverse coded

\*An asterisk indicates that there were fewer than 10 responses on an item, so results can not be shared due to data suppression

## SANTA FE R-X Fall 2023 Older Student Item Results

School	Item Text	Item Percentile Rank	Item Average	Item Standard Deviation	Item Response Count
SANTA FE HIGH	32. I get along well with others.	80	3.22	0.62	40
	33. I know different ways to make and keep friends.	17	3.03	0.77	40
	34. I know how to make friends with new people.	53	3.10	0.71	40
	35. I care about how others feel.	45	3.23	0.74	39
	36. I know how to get along with others, even if I disagree with them.	56	3.10	0.64	39
	37. I feel socially accepted.	43	2.82	0.82	39
	38. I can help solve problems among my friends in a positive way.	40	3.15	0.58	40
	39. I can work with someone who has different opinions than me.	64	3.15	0.58	40
	40. I know how to disagree without starting a fight or an argument.	43	3.08	0.62	40
	41. I am good at solving conflicts with others.	62	2.97	0.73	40

Older Student response options: 1 = Strongly Disagree, 2 = Disagree, 3 = Agree, 4 = Strongly Agree

Negatively worded items were reverse coded

\*An asterisk indicates that there were fewer than 10 responses on an item, so results can not be shared due to data suppression

## SANTA FE R-X Fall 2023 Older Student Items by Scale

Scale	Item Text	School							
		District				SANTA FE HIGH			
		Item Percentile Rank	Item Average	Item Standard Deviation	Item Response Count	Item Percentile Rank	Item Average	Item Standard Deviation	Item Response Count
Critical Situation Responses	27. If I am overwhelmed because of a crisis, I know how to get help.	76	3.05	0.85	40	76	3.05	0.85	40
	28. I know what to do if I hear about dangerous behaviors at school.	89	3.42	0.68	40	91	3.42	0.68	40
	29. I know how to report bullying at my school.	87	3.35	0.70	40	85	3.35	0.70	40
	30. In case of an emergency, I know what to do.	73	3.35	0.70	40	69	3.35	0.70	40
Respect for Students	14. My teachers and administrators value my opinion.	31	2.63	0.91	38	35	2.63	0.91	38
	16. All students receive high-quality instruction.	11	2.61	0.97	38	12	2.61	0.97	38
	24. My school handles discipline fairly.	74	2.77	0.81	39	71	2.77	0.81	39
	25. This school teaches and reinforces student self-discipline and responsibility.	54	2.95	0.75	40	52	2.95	0.75	40
	26. My school is clean.	87	3.15	0.53	40	86	3.15	0.53	40
	31. The school system assures student voices are heard and respected.	40	2.70	0.88	40	41	2.70	0.88	40
School Climate	13. I would attend a different school if I could.	38	2.59	1.02	39	45	2.59	1.02	39
	19. I like going to this school.	59	2.95	0.79	39	62	2.95	0.79	39
	20. I am treated fairly at school.	65	3.03	0.83	40	64	3.03	0.83	40

Older Student response options: 1 = Strongly Disagree, 2 = Disagree, 3 = Agree, 4 = Strongly Agree

Negatively worded items were reverse coded

\*An asterisk indicates that there were fewer than 10 responses on an item, so results can not be shared due to data suppression

## SANTA FE R-X Fall 2023 Older Student Items by Scale

Scale	Item Text	School							
		District				SANTA FE HIGH			
		Item Percentile Rank	Item Average	Item Standard Deviation	Item Response Count	Item Percentile Rank	Item Average	Item Standard Deviation	Item Response Count
School Climate	21. I feel safe at school.	61	3.08	0.89	40	65	3.08	0.89	40
	22. I worry about violence at this school.	66	2.88	0.79	40	70	2.88	0.79	40
	23. Students at my school are often bullied.	13	2.35	1.00	40	19	2.35	1.00	40
Self-Efficacy	1. I can do well in school.	29	3.30	0.56	40	30	3.30	0.56	40
	2. I know how to get better at things that are hard for me.	23	3.03	0.73	40	24	3.03	0.73	40
	3. I ask for help from my teachers or others when I need it.	22	3.00	0.88	40	27	3.00	0.88	40
	4. I understand how my family and school can support my academic success.	83	3.35	0.66	40	80	3.35	0.66	40
	5. I actively take part in class.	77	3.35	0.58	40	76	3.35	0.58	40
	6. I have goals and plans for the future.	70	3.47	0.82	40	70	3.47	0.82	40
	7. I help make my school a better place.	84	3.13	0.61	40	82	3.13	0.61	40
Social Skills	32. I get along well with others.	82	3.22	0.62	40	80	3.22	0.62	40
	33. I know different ways to make and keep friends.	12	3.03	0.77	40	17	3.03	0.77	40
	34. I know how to make friends with new people.	55	3.10	0.71	40	53	3.10	0.71	40

Older Student response options: 1 = Strongly Disagree, 2 = Disagree, 3 = Agree, 4 = Strongly Agree

Negatively worded items were reverse coded

\*An asterisk indicates that there were fewer than 10 responses on an item, so results can not be shared due to data suppression

## SANTA FE R-X Fall 2023 Older Student Items by Scale

Scale	Item Text	School							
		District				SANTA FE HIGH			
		Item Percentile Rank	Item Average	Item Standard Deviation	Item Response Count	Item Percentile Rank	Item Average	Item Standard Deviation	Item Response Count
Social Skills	35. I care about how others feel.	43	3.23	0.74	39	45	3.23	0.74	39
	36. I know how to get along with others, even if I disagree with them.	61	3.10	0.64	39	56	3.10	0.64	39
	37. I feel socially accepted.	43	2.82	0.82	39	43	2.82	0.82	39
	38. I can help solve problems among my friends in a positive way.	41	3.15	0.58	40	40	3.15	0.58	40
	39. I can work with someone who has different opinions than me.	68	3.15	0.58	40	64	3.15	0.58	40
	40. I know how to disagree without starting a fight or an argument.	52	3.08	0.62	40	43	3.08	0.62	40
	41. I am good at solving conflicts with others.	67	2.97	0.73	40	62	2.97	0.73	40
Teacher-Student Relationships	8. My teachers encourage students to learn.	11	3.05	0.81	40	10	3.05	0.81	40
	9. My teachers expect very good work from me.	86	3.53	0.51	40	84	3.53	0.51	40
	10. My teachers notice if I have trouble learning something.	26	2.75	0.95	40	35	2.75	0.95	40
	11. My teachers help me improve my work if I do not do well on an assignment.	12	2.80	0.88	40	17	2.80	0.88	40
	12. My teachers let me know when I am doing a good job.	30	2.97	0.86	40	33	2.97	0.86	40
	15. My teachers care about me.	62	3.18	0.83	38	65	3.18	0.83	38

Older Student response options: 1 = Strongly Disagree, 2 = Disagree, 3 = Agree, 4 = Strongly Agree

Negatively worded items were reverse coded

\*An asterisk indicates that there were fewer than 10 responses on an item, so results can not be shared due to data suppression

## SANTA FE R-X Fall 2023 Older Student Items by Scale

Scale	Item Text	School							
		District				SANTA FE HIGH			
		Item Percentile Rank	Item Average	Item Standard Deviation	Item Response Count	Item Percentile Rank	Item Average	Item Standard Deviation	Item Response Count
Teacher-Student Relationships	17. My school gives all students a chance to succeed.	31	3.10	0.91	39	32	3.10	0.91	39
	18. I am treated with respect by adults at my school.	65	3.15	0.70	40	65	3.15	0.70	40

Older Student response options: 1 = Strongly Disagree, 2 = Disagree, 3 = Agree, 4 = Strongly Agree

Negatively worded items were reverse coded

\*An asterisk indicates that there were fewer than 10 responses on an item, so results can not be shared due to data suppression

## SANTA FE R-X All Older Student Scale Results

Scale	School	Scale Average		Scale Standard Deviation		Scale Percentile Rank	
		Fall 2022	Fall 2023	Fall 2022	Fall 2023	Fall 2022	Fall 2023
Critical Situation Responses	District	3.80	3.29	0.52	0.74	99	86
	SANTA FE HIGH	3.80	3.29	0.52	0.74	99	85
Respect for Students	District	3.63	2.80	0.49	0.83	99	53
	SANTA FE HIGH	3.63	2.80	0.49	0.83	99	52
School Climate	District	3.61	2.81	0.78	0.92	99	51
	SANTA FE HIGH	3.61	2.81	0.78	0.92	99	58
Self-Efficacy	District	3.69	3.23	0.49	0.71	99	65
	SANTA FE HIGH	3.69	3.23	0.49	0.71	99	61
Social Skills	District	3.74	3.09	0.44	0.69	99	52
	SANTA FE HIGH	3.74	3.09	0.44	0.69	99	49
Teacher-Student Relationships	District	3.79	3.07	0.41	0.84	99	32
	SANTA FE HIGH	3.79	3.07	0.41	0.84	99	40

Staff response options: 1 = Strongly Disagree, 2 = Disagree, 3 = Agree, 4 = Strongly Agree

Negatively worded items were reverse coded

\*An asterisk indicates that there were fewer than 10 responses on an item, so results can not be shared due to data suppression

## SANTA FE R-X All Older Student Item Results

Item Text	School	Item Average		Item Standard Deviation		Item Response Count	
		Fall 2022	Fall 2023	Fall 2022	Fall 2023	Fall 2022	Fall 2023
1. I can do well in school.	District	3.71	3.30	0.47	0.56	14	40
	SANTA FE HIGH	3.71	3.30	0.47	0.56	14	40
2. I know how to get better at things that are hard for me.	District	3.64	3.03	0.50	0.73	14	40
	SANTA FE HIGH	3.64	3.03	0.50	0.73	14	40
3. I ask for help from my teachers or others when I need it.	District	3.57	3.00	0.65	0.88	14	40
	SANTA FE HIGH	3.57	3.00	0.65	0.88	14	40
4. I understand how my family and school can support my academic success.	District	3.64	3.35	0.50	0.66	14	40
	SANTA FE HIGH	3.64	3.35	0.50	0.66	14	40
5. I actively take part in class.	District	3.69	3.35	0.48	0.58	13	40
	SANTA FE HIGH	3.69	3.35	0.48	0.58	13	40
6. I have goals and plans for the future.	District	3.85	3.47	0.38	0.82	13	40
	SANTA FE HIGH	3.85	3.47	0.38	0.82	13	40
7. I help make my school a better place.	District	3.77	3.13	0.44	0.61	13	40
	SANTA FE HIGH	3.77	3.13	0.44	0.61	13	40
8. My teachers encourage students to learn.	District	3.93	3.05	0.27	0.81	14	40
	SANTA FE HIGH	3.93	3.05	0.27	0.81	14	40

Staff response options: 1 = Strongly Disagree, 2 = Disagree, 3 = Agree, 4 = Strongly Agree

Negatively worded items were reverse coded

\*An asterisk indicates that there were fewer than 10 responses on an item, so results can not be shared due to data suppression

## SANTA FE R-X All Older Student Item Results

Item Text	School	Item Average		Item Standard Deviation		Item Response Count	
		Fall 2022	Fall 2023	Fall 2022	Fall 2023	Fall 2022	Fall 2023
9. My teachers expect very good work from me.	District	3.57	3.53	0.51	0.51	14	40
	SANTA FE HIGH	3.57	3.53	0.51	0.51	14	40
10. My teachers notice if I have trouble learning something.	District	3.71	2.75	0.47	0.95	14	40
	SANTA FE HIGH	3.71	2.75	0.47	0.95	14	40
11. My teachers help me improve my work if I do not do well on an assignment.	District	3.79	2.80	0.43	0.88	14	40
	SANTA FE HIGH	3.79	2.80	0.43	0.88	14	40
12. My teachers let me know when I am doing a good job.	District	3.50	2.97	0.52	0.86	14	40
	SANTA FE HIGH	3.50	2.97	0.52	0.86	14	40
13. I would attend a different school if I could.	District	3.14	2.59	1.10	1.02	14	39
	SANTA FE HIGH	3.14	2.59	1.10	1.02	14	39
14. My teachers and administrators value my opinion.	District	3.71	2.63	0.47	0.91	14	38
	SANTA FE HIGH	3.71	2.63	0.47	0.91	14	38
15. My teachers care about me.	District	3.93	3.18	0.27	0.83	14	38
	SANTA FE HIGH	3.93	3.18	0.27	0.83	14	38
16. All students receive high-quality instruction.	District	3.57	2.61	0.51	0.97	14	38
	SANTA FE HIGH	3.57	2.61	0.51	0.97	14	38

Staff response options: 1 = Strongly Disagree, 2 = Disagree, 3 = Agree, 4 = Strongly Agree

Negatively worded items were reverse coded

\*An asterisk indicates that there were fewer than 10 responses on an item, so results can not be shared due to data suppression

## SANTA FE R-X All Older Student Item Results

Item Text	School	Item Average		Item Standard Deviation		Item Response Count	
		Fall 2022	Fall 2023	Fall 2022	Fall 2023	Fall 2022	Fall 2023
17. My school gives all students a chance to succeed.	District	3.93	3.10	0.27	0.91	14	39
	SANTA FE HIGH	3.93	3.10	0.27	0.91	14	39
18. I am treated with respect by adults at my school.	District	3.93	3.15	0.27	0.70	14	40
	SANTA FE HIGH	3.93	3.15	0.27	0.70	14	40
19. I like going to this school.	District	3.62	2.95	0.87	0.79	13	39
	SANTA FE HIGH	3.62	2.95	0.87	0.79	13	39
20. I am treated fairly at school.	District	3.86	3.03	0.36	0.83	14	40
	SANTA FE HIGH	3.86	3.03	0.36	0.83	14	40
21. I feel safe at school.	District	4.00	3.08	0.00	0.89	14	40
	SANTA FE HIGH	4.00	3.08	0.00	0.89	14	40
22. I worry about violence at this school.	District	3.50	2.88	0.94	0.79	14	40
	SANTA FE HIGH	3.50	2.88	0.94	0.79	14	40
23. Students at my school are often bullied.	District	3.57	2.35	0.65	1.00	14	40
	SANTA FE HIGH	3.57	2.35	0.65	1.00	14	40
24. My school handles discipline fairly.	District	3.57	2.77	0.51	0.81	14	39
	SANTA FE HIGH	3.57	2.77	0.51	0.81	14	39

Staff response options: 1 = Strongly Disagree, 2 = Disagree, 3 = Agree, 4 = Strongly Agree

Negatively worded items were reverse coded

\*An asterisk indicates that there were fewer than 10 responses on an item, so results can not be shared due to data suppression

## SANTA FE R-X All Older Student Item Results

Item Text	School	Item Average		Item Standard Deviation		Item Response Count	
		Fall 2022	Fall 2023	Fall 2022	Fall 2023	Fall 2022	Fall 2023
25. This school teaches and reinforces student self-discipline and responsibility.	District	3.36	2.95	0.50	0.75	14	40
	SANTA FE HIGH	3.36	2.95	0.50	0.75	14	40
26. My school is clean.	District	3.79	3.15	0.43	0.53	14	40
	SANTA FE HIGH	3.79	3.15	0.43	0.53	14	40
27. If I am overwhelmed because of a crisis, I know how to get help.	District	3.57	3.05	0.85	0.85	14	40
	SANTA FE HIGH	3.57	3.05	0.85	0.85	14	40
28. I know what to do if I hear about dangerous behaviors at school.	District	3.79	3.42	0.43	0.68	14	40
	SANTA FE HIGH	3.79	3.42	0.43	0.68	14	40
29. I know how to report bullying at my school.	District	3.93	3.35	0.27	0.70	14	40
	SANTA FE HIGH	3.93	3.35	0.27	0.70	14	40
30. In case of an emergency, I know what to do.	District	3.93	3.35	0.27	0.70	14	40
	SANTA FE HIGH	3.93	3.35	0.27	0.70	14	40
31. The school system assures student voices are heard and respected.	District	3.79	2.70	0.43	0.88	14	40
	SANTA FE HIGH	3.79	2.70	0.43	0.88	14	40
32. I get along well with others.	District	3.64	3.22	0.50	0.62	14	40
	SANTA FE HIGH	3.64	3.22	0.50	0.62	14	40

Staff response options: 1 = Strongly Disagree, 2 = Disagree, 3 = Agree, 4 = Strongly Agree

Negatively worded items were reverse coded

\*An asterisk indicates that there were fewer than 10 responses on an item, so results can not be shared due to data suppression

## SANTA FE R-X All Older Student Item Results

Item Text	School	Item Average		Item Standard Deviation		Item Response Count	
		Fall 2022	Fall 2023	Fall 2022	Fall 2023	Fall 2022	Fall 2023
33. I know different ways to make and keep friends.	District	3.86	3.03	0.36	0.77	14	40
	SANTA FE HIGH	3.86	3.03	0.36	0.77	14	40
34. I know how to make friends with new people.	District	3.79	3.10	0.43	0.71	14	40
	SANTA FE HIGH	3.79	3.10	0.43	0.71	14	40
35. I care about how others feel.	District	3.79	3.23	0.43	0.74	14	39
	SANTA FE HIGH	3.79	3.23	0.43	0.74	14	39
36. I know how to get along with others, even if I disagree with them.	District	3.71	3.10	0.47	0.64	14	39
	SANTA FE HIGH	3.71	3.10	0.47	0.64	14	39
37. I feel socially accepted.	District	3.43	2.82	0.51	0.82	14	39
	SANTA FE HIGH	3.43	2.82	0.51	0.82	14	39
38. I can help solve problems among my friends in a positive way.	District	3.79	3.15	0.43	0.58	14	40
	SANTA FE HIGH	3.79	3.15	0.43	0.58	14	40
39. I can work with someone who has different opinions than me.	District	3.79	3.15	0.43	0.58	14	40
	SANTA FE HIGH	3.79	3.15	0.43	0.58	14	40
40. I know how to disagree without starting a fight or an argument.	District	3.86	3.08	0.36	0.62	14	40
	SANTA FE HIGH	3.86	3.08	0.36	0.62	14	40

Staff response options: 1 = Strongly Disagree, 2 = Disagree, 3 = Agree, 4 = Strongly Agree

Negatively worded items were reverse coded

\*An asterisk indicates that there were fewer than 10 responses on an item, so results can not be shared due to data suppression

## SANTA FE R-X All Older Student Item Results

Item Text	School	Item Average		Item Standard Deviation		Item Response Count	
		Fall 2022	Fall 2023	Fall 2022	Fall 2023	Fall 2022	Fall 2023
41. I am good at solving conflicts with others.	District	3.79	2.97	0.43	0.73	14	40
	SANTA FE HIGH	3.79	2.97	0.43	0.73	14	40

Staff response options: 1 = Strongly Disagree, 2 = Disagree, 3 = Agree, 4 = Strongly Agree

Negatively worded items were reverse coded

\*An asterisk indicates that there were fewer than 10 responses on an item, so results can not be shared due to data suppression

# SANTA FE R-X Fall 2023 Parent Scale Results

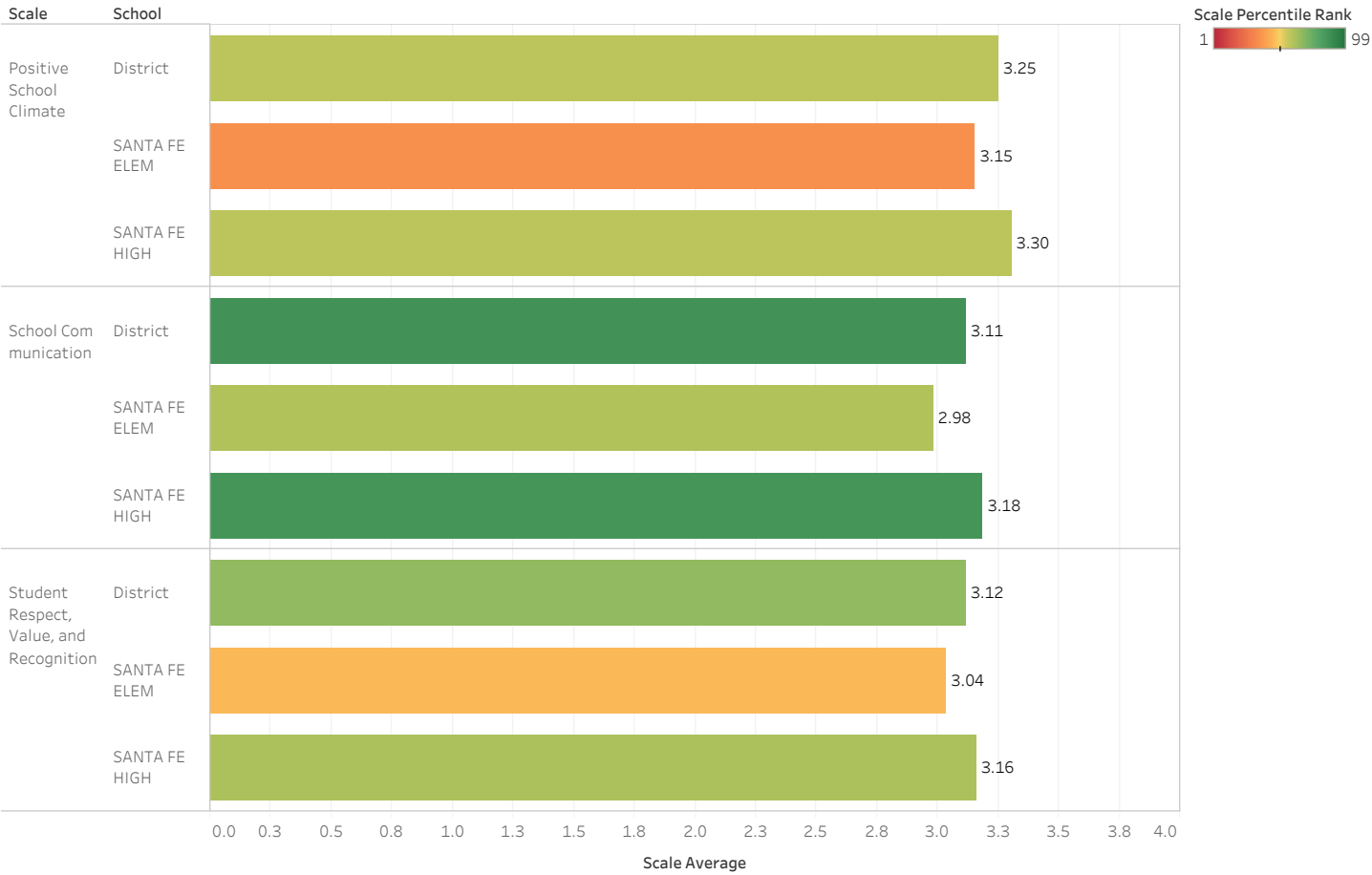
Scale	School	Scale Percentile Rank	Scale Average	Scale Standard Deviation
Positive School Climate	District	58	3.25	0.73
	SANTA FE ELEM	34	3.15	0.66
	SANTA FE HIGH	58	3.30	0.75
School Communication	District	87	3.11	0.76
	SANTA FE ELEM	60	2.98	0.79
	SANTA FE HIGH	86	3.18	0.74
Student Respect, Value, and Recognition	District	66	3.12	0.77
	SANTA FE ELEM	45	3.04	0.72
	SANTA FE HIGH	61	3.16	0.80

Parent response options: 1 = Strongly Disagree, 2 = Disagree, 3 = Agree, 4 = Strongly Agree

Negatively worded items were reverse coded

\*An asterisk indicates that there were fewer than 10 responses on an item, so results can not be shared due to data suppression

Fall 2023 Parent Scales



## SANTA FE R-X Fall 2023 Parent Item Results

School	Item Text	Item Percentile Rank	Item Average	Item Standard Deviation	Item Response Count
District	1. My child receives the educational support they need.	49	3.25	0.58	44
	2. My child's opinions are valued by teachers.	25	3.02	0.77	43
	3. My child has been taught in school about respect for other cultures.	84	3.39	0.49	36
	4. My child likes attending this school.	47	3.25	0.78	44
	5. My child is treated fairly at school.	33	3.16	0.81	44
	6. My child feels physically safe at this school.	69	3.44	0.63	43
	7. My child has been teased or bullied at school this year.	40	2.71	1.06	38
	8. My child's school building is in good condition.	72	3.34	0.61	44
	9. If my child has a problem, there is someone at school who can help.	58	3.31	0.72	42
	10. I receive communication about the school system's progress toward meeting its goals.	82	3.26	0.66	42
	11. I receive information about the educational services available to my child at school.	72	3.16	0.78	44
	12. I am asked for input about school decisions.	77	2.86	0.81	42
	13. I am comfortable talking to teachers at this school.	51	3.33	0.71	43
	14. I feel welcome at this school.	55	3.34	0.75	44
	15. I know who to contact or where to find contact information if I have questions or concerns about safety at my child's school.	67	3.41	0.73	44

Parent response options: 1 = Strongly Disagree, 2 = Disagree, 3 = Agree, 4 = Strongly Agree

Negatively worded items were reverse coded

\*An asterisk indicates that there were fewer than 10 responses on an item, so results can not be shared due to data suppression

## SANTA FE R-X Fall 2023 Parent Item Results

School	Item Text	Item Percentile Rank	Item Average	Item Standard Deviation	Item Response Count
District	16. This school sets high expectations for all students.	62	3.14	0.78	42
	17. The school system provides school culture and climate data and reports periodically to all stakeholders.	89	3.15	0.72	27
	18. This school has programs that develop my child's self-control, responsibility, problem solving, and respect for others.	87	3.29	0.61	38
	19. There are programs available for the birth through prekindergarten population.	93	3.18	0.77	28
	20. This school provides the technology (devices, connectivity, support) necessary to promote student learning.	75	3.38	0.54	40
	21. This school recognizes the accomplishments of my child.	59	3.20	0.75	41
	22. This school has helped my child establish educational and career goals.	77	3.15	0.66	40
	23. This school prioritizes closing achievement gaps among students.	73	3.08	0.69	36
	24. This school values and respects differences among students and their families.	56	3.08	0.83	40
	25. This school treats all children the same regardless of their background.	73	3.11	0.86	38
	26. This school handles student discipline fairly.	59	2.92	0.86	40
	27. This school's environment promotes learning.	47	3.19	0.63	43
	28. My child's school promotes an environment of mutual respect among students.	65	3.15	0.79	41
	29. The school system assures student voices are heard and respected.	76	3.08	0.88	38
SANTA FE ELEM	1. My child receives the educational support they need.	31	3.13	0.52	15

Parent response options: 1 = Strongly Disagree, 2 = Disagree, 3 = Agree, 4 = Strongly Agree

Negatively worded items were reverse coded

\*An asterisk indicates that there were fewer than 10 responses on an item, so results can not be shared due to data suppression

## SANTA FE R-X Fall 2023 Parent Item Results

School	Item Text	Item Percentile Rank	Item Average	Item Standard Deviation	Item Response Count
SANTA FE ELEM	2. My child's opinions are valued by teachers.	28	3.00	0.78	14
	3. My child has been taught in school about respect for other cultures.	66	3.27	0.47	11
	4. My child likes attending this school.	35	3.20	0.68	15
	5. My child is treated fairly at school.	33	3.13	0.52	15
	6. My child feels physically safe at this school.	60	3.43	0.51	14
	7. My child has been teased or bullied at school this year.	3	2.20	0.86	15
	8. My child's school building is in good condition.	65	3.33	0.49	15
	9. If my child has a problem, there is someone at school who can help.	78	3.50	0.52	14
	10. I receive communication about the school system's progress toward meeting its goals.	51	3.08	0.86	13
	11. I receive information about the educational services available to my child at school.	39	3.00	0.76	15
	12. I am asked for input about school decisions.	39	2.64	0.93	14
	13. I am comfortable talking to teachers at this school.	33	3.27	0.59	15
	14. I feel welcome at this school.	23	3.13	0.74	15
	15. I know who to contact or where to find contact information if I have questions or concerns about safety at my child's school.	59	3.40	0.63	15
	16. This school sets high expectations for all students.	54	3.15	0.80	13

Parent response options: 1 = Strongly Disagree, 2 = Disagree, 3 = Agree, 4 = Strongly Agree

Negatively worded items were reverse coded

\*An asterisk indicates that there were fewer than 10 responses on an item, so results can not be shared due to data suppression

## SANTA FE R-X Fall 2023 Parent Item Results

School	Item Text	Item Percentile Rank	Item Average	Item Standard Deviation	Item Response Count
SANTA FE ELEM	17. The school system provides school culture and climate data and reports periodically to all stakeholders.	94	3.30	0.48	10
	18. This school has programs that develop my child's self-control, responsibility, problem solving, and respect for others.	67	3.23	0.60	13
	19. There are programs available for the birth through prekindergarten population.	70	3.00	0.74	12
	20. This school provides the technology (devices, connectivity, support) necessary to promote student learning.	36	3.23	0.44	13
	21. This school recognizes the accomplishments of my child.	18	2.93	0.83	14
	22. This school has helped my child establish educational and career goals.	50	3.00	0.78	14
	23. This school prioritizes closing achievement gaps among students.	52	3.00	0.58	13
	24. This school values and respects differences among students and their families.	43	3.08	0.76	13
	25. This school treats all children the same regardless of their background.	50	3.08	0.79	12
	26. This school handles student discipline fairly.	45	2.93	0.62	14
	27. This school's environment promotes learning.	19	3.00	0.53	15
	28. My child's school promotes an environment of mutual respect among students.	34	3.00	0.78	14
	29. The school system assures student voices are heard and respected.	50	3.00	0.77	11
SANTA FE HIGH	1. My child receives the educational support they need.	54	3.31	0.60	29
	2. My child's opinions are valued by teachers.	32	3.03	0.78	29

Parent response options: 1 = Strongly Disagree, 2 = Disagree, 3 = Agree, 4 = Strongly Agree

Negatively worded items were reverse coded

\*An asterisk indicates that there were fewer than 10 responses on an item, so results can not be shared due to data suppression

## SANTA FE R-X Fall 2023 Parent Item Results

School	Item Text	Item Percentile Rank	Item Average	Item Standard Deviation	Item Response Count
SANTA FE HIGH	3. My child has been taught in school about respect for other cultures.	87	3.44	0.51	25
	4. My child likes attending this school.	44	3.28	0.84	29
	5. My child is treated fairly at school.	38	3.17	0.93	29
	6. My child feels physically safe at this school.	62	3.45	0.69	29
	7. My child has been teased or bullied at school this year.	85	3.04	1.07	23
	8. My child's school building is in good condition.	68	3.34	0.67	29
	9. If my child has a problem, there is someone at school who can help.	38	3.21	0.79	28
	10. I receive communication about the school system's progress toward meeting its goals.	83	3.34	0.55	29
	11. I receive information about the educational services available to my child at school.	75	3.24	0.79	29
	12. I am asked for input about school decisions.	76	2.96	0.74	28
	13. I am comfortable talking to teachers at this school.	46	3.36	0.78	28
	14. I feel welcome at this school.	64	3.45	0.74	29
	15. I know who to contact or where to find contact information if I have questions or concerns about safety at my child's school.	62	3.41	0.78	29
	16. This school sets high expectations for all students.	51	3.14	0.79	29
	17. The school system provides school culture and climate data and reports periodically to all stakeholders.	74	3.06	0.83	17

Parent response options: 1 = Strongly Disagree, 2 = Disagree, 3 = Agree, 4 = Strongly Agree

Negatively worded items were reverse coded

\*An asterisk indicates that there were fewer than 10 responses on an item, so results can not be shared due to data suppression

## SANTA FE R-X Fall 2023 Parent Item Results

School	Item Text	Item Percentile Rank	Item Average	Item Standard Deviation	Item Response Count
SANTA FE HIGH	18. This school has programs that develop my child's self-control, responsibility, problem solving, and respect for others.	78	3.32	0.63	25
	19. There are programs available for the birth through prekindergarten population.	94	3.31	0.79	16
	20. This school provides the technology (devices, connectivity, support) necessary to promote student learning.	73	3.44	0.58	27
	21. This school recognizes the accomplishments of my child.	69	3.33	0.68	27
	22. This school has helped my child establish educational and career goals.	78	3.23	0.59	26
	23. This school prioritizes closing achievement gaps among students.	68	3.13	0.76	23
	24. This school values and respects differences among students and their families.	43	3.07	0.87	27
	25. This school treats all children the same regardless of their background.	52	3.12	0.91	26
	26. This school handles student discipline fairly.	44	2.92	0.98	26
	27. This school's environment promotes learning.	55	3.29	0.66	28
	28. My child's school promotes an environment of mutual respect among students.	59	3.22	0.80	27
	29. The school system assures student voices are heard and respected.	65	3.11	0.93	27

Parent response options: 1 = Strongly Disagree, 2 = Disagree, 3 = Agree, 4 = Strongly Agree

Negatively worded items were reverse coded

\*An asterisk indicates that there were fewer than 10 responses on an item, so results can not be shared due to data suppression

## SANTA FE R-X Fall 2023 Parent Items by Scale

Scale	Item Text	District				School				SANTA FE HIGH			
		Item Percentile Rank	Item Average	Item Standard Deviation	Item Response Count	Item Percentile Rank	Item Average	Item Standard Deviation	Item Response Count	Item Percentile Rank	Item Average	Item Standard Deviation	Item Response Count
Positive School Climate	1. My child receives the educational support they need.	49	3.25	0.58	44	31	3.13	0.52	15	54	3.31	0.60	29
	2. My child's opinions are valued by teachers.	25	3.02	0.77	43	28	3.00	0.78	14	32	3.03	0.78	29
	3. My child has been taught in school about respect for other cultures.	84	3.39	0.49	36	66	3.27	0.47	11	87	3.44	0.51	25
	4. My child likes attending this school.	47	3.25	0.78	44	35	3.20	0.68	15	44	3.28	0.84	29
	5. My child is treated fairly at school.	33	3.16	0.81	44	33	3.13	0.52	15	38	3.17	0.93	29
	6. My child feels physically safe at this school.	69	3.44	0.63	43	60	3.43	0.51	14	62	3.45	0.69	29
	7. My child has been teased or bullied at school this year.	40	2.71	1.06	38	3	2.20	0.86	15	85	3.04	1.07	23
	8. My child's school building is in good condition.	72	3.34	0.61	44	65	3.33	0.49	15	68	3.34	0.67	29
	9. If my child has a problem, there is someone at school who can help.	58	3.31	0.72	42	78	3.50	0.52	14	38	3.21	0.79	28
	13. I am comfortable talking to teachers at this school.	51	3.33	0.71	43	33	3.27	0.59	15	46	3.36	0.78	28
	14. I feel welcome at this school.	55	3.34	0.75	44	23	3.13	0.74	15	64	3.45	0.74	29
	15. I know who to contact or where to find contact information if I have questions ..	67	3.41	0.73	44	59	3.40	0.63	15	62	3.41	0.78	29
	20. This school provides the technology (devices, connectivity, support) necessar..	75	3.38	0.54	40	36	3.23	0.44	13	73	3.44	0.58	27
	27. This school's environment promotes learning.	47	3.19	0.63	43	19	3.00	0.53	15	55	3.29	0.66	28
School Communication	10. I receive communication about the school system's progress toward meeting its go..	82	3.26	0.66	42	51	3.08	0.86	13	83	3.34	0.55	29
	11. I receive information about the educational services available to my child at school.	72	3.16	0.78	44	39	3.00	0.76	15	75	3.24	0.79	29
	12. I am asked for input about school decisions.	77	2.86	0.81	42	39	2.64	0.93	14	76	2.96	0.74	28

Parent response options: 1 = Strongly Disagree, 2 = Disagree, 3 = Agree, 4 = Strongly Agree

Negatively worded items were reverse coded

\*An asterisk indicates that there were fewer than 10 responses on an item, so results can not be shared due to data suppression

## SANTA FE R-X Fall 2023 Parent Items by Scale

Scale	Item Text	District				School				SANTA FE HIGH			
		Item Percentile Rank	Item Average	Item Standard Deviation	Item Response Count	Item Percentile Rank	Item Average	Item Standard Deviation	Item Response Count	Item Percentile Rank	Item Average	Item Standard Deviation	Item Response Count
School Communication	17. The school system provides school culture and climate data and reports periodically to all st..	89	3.15	0.72	27	94	3.30	0.48	10	74	3.06	0.83	17
	19. There are programs available for the birth through prekindergarten population.	93	3.18	0.77	28	70	3.00	0.74	12	94	3.31	0.79	16
Student Respect, Value, and Recognition	16. This school sets high expectations for all students.	62	3.14	0.78	42	54	3.15	0.80	13	51	3.14	0.79	29
	18. This school has programs that develop my child's self-control, responsibility, pro..	87	3.29	0.61	38	67	3.23	0.60	13	78	3.32	0.63	25
	21. This school recognizes the accomplishments of my child.	59	3.20	0.75	41	18	2.93	0.83	14	69	3.33	0.68	27
	22. This school has helped my child establish educational and career goals.	77	3.15	0.66	40	50	3.00	0.78	14	78	3.23	0.59	26
	23. This school prioritizes closing achievement gaps among students.	73	3.08	0.69	36	52	3.00	0.58	13	68	3.13	0.76	23
	24. This school values and respects differences among students and their families.	56	3.08	0.83	40	43	3.08	0.76	13	43	3.07	0.87	27
	25. This school treats all children the same regardless of their background.	73	3.11	0.86	38	50	3.08	0.79	12	52	3.12	0.91	26
	26. This school handles student discipline fairly.	59	2.92	0.86	40	45	2.93	0.62	14	44	2.92	0.98	26
	28. My child's school promotes an environment of mutual respect among students.	65	3.15	0.79	41	34	3.00	0.78	14	59	3.22	0.80	27
	29. The school system assures student voices are heard and respected.	76	3.08	0.88	38	50	3.00	0.77	11	65	3.11	0.93	27

Parent response options: 1 = Strongly Disagree, 2 = Disagree, 3 = Agree, 4 = Strongly Agree

Negatively worded items were reverse coded

\*An asterisk indicates that there were fewer than 10 responses on an item, so results can not be shared due to data suppression

# SANTA FE R-X All Parent Scale Results

Scale	School	Scale Average		Scale Standard Deviation		Scale Percentile Rank	
		Fall 2022	Fall 2023	Fall 2022	Fall 2023	Fall 2022	Fall 2023
Positive School Climate	District	3.28	3.25	0.70	0.73	66	58
	SANTA FE ELEM	3.41	3.15	0.66	0.66	75	34
	SANTA FE HIGH	3.22	3.30	0.71	0.75	45	58
School Communication	District	2.90	3.11	0.80	0.76	55	87
	SANTA FE ELEM	2.96	2.98	0.74	0.79	56	60
	SANTA FE HIGH	2.86	3.18	0.83	0.74	41	86
Student Respect, Value, and Recognition	District	3.03	3.12	0.77	0.77	57	66
	SANTA FE ELEM	3.27	3.04	0.72	0.72	76	45
	SANTA FE HIGH	2.91	3.16	0.77	0.80	31	61

Staff response options: 1 = Strongly Disagree, 2 = Disagree, 3 = Agree, 4 = Strongly Agree

Negatively worded items were reverse coded

\*An asterisk indicates that there were fewer than 10 responses on an item, so results can not be shared due to data suppression

## SANTA FE R-X All Parent Item Results

Item Text	School	Item Average		Item Standard Deviation		Item Response Count	
		Fall 2022	Fall 2023	Fall 2022	Fall 2023	Fall 2022	Fall 2023
1. My child receives the educational support they need.	District	3.30	3.25	0.70	0.58	73	44
	SANTA FE ELEM	3.44	3.13	0.71	0.52	25	15
	SANTA FE HIGH	3.23	3.31	0.69	0.60	48	29
2. My child's opinions are valued by teachers.	District	3.23	3.02	0.74	0.77	73	43
	SANTA FE ELEM	3.32	3.00	0.75	0.78	25	14
	SANTA FE HIGH	3.19	3.03	0.73	0.78	48	29
3. My child has been taught in school about respect for other cultures.	District	3.18	3.39	0.66	0.49	71	36
	SANTA FE ELEM	3.38	3.27	0.65	0.47	24	11
	SANTA FE HIGH	3.09	3.44	0.65	0.51	47	25
4. My child likes attending this school.	District	3.49	3.25	0.63	0.78	73	44
	SANTA FE ELEM	3.60	3.20	0.50	0.68	25	15
	SANTA FE HIGH	3.44	3.28	0.68	0.84	48	29
5. My child is treated fairly at school.	District	3.27	3.16	0.72	0.81	71	44
	SANTA FE ELEM	3.46	3.13	0.59	0.52	24	15
	SANTA FE HIGH	3.17	3.17	0.76	0.93	47	29
6. My child feels physically safe at this school.	District	3.51	3.44	0.53	0.63	70	43

Staff response options: 1 = Strongly Disagree, 2 = Disagree, 3 = Agree, 4 = Strongly Agree

Negatively worded items were reverse coded

\*An asterisk indicates that there were fewer than 10 responses on an item, so results can not be shared due to data suppression

## SANTA FE R-X All Parent Item Results

Item Text	School	Item Average		Item Standard Deviation		Item Response Count	
		Fall 2022	Fall 2023	Fall 2022	Fall 2023	Fall 2022	Fall 2023
6. My child feels physically safe at this school.	SANTA FE ELEM	3.58	3.43	0.50	0.51	24	14
	SANTA FE HIGH	3.48	3.45	0.55	0.69	46	29
7. My child has been teased or bullied at school this year.	District	2.78	2.71	0.97	1.06	68	38
	SANTA FE ELEM	2.86	2.20	0.99	0.86	22	15
	SANTA FE HIGH	2.74	3.04	0.98	1.07	46	23
8. My child's school building is in good condition.	District	3.19	3.34	0.62	0.61	72	44
	SANTA FE ELEM	3.29	3.33	0.55	0.49	24	15
	SANTA FE HIGH	3.15	3.34	0.65	0.67	48	29
9. If my child has a problem, there is someone at school who can help.	District	3.31	3.31	0.67	0.72	70	42
	SANTA FE ELEM	3.38	3.50	0.71	0.52	24	14
	SANTA FE HIGH	3.28	3.21	0.66	0.79	46	28
10. I receive communication about the school system's progress toward meeting its goals.	District	2.96	3.26	0.79	0.66	69	42
	SANTA FE ELEM	2.96	3.08	0.62	0.86	24	13
	SANTA FE HIGH	2.96	3.34	0.88	0.55	45	29
11. I receive information about the educational services available to my child at school.	District	3.03	3.16	0.80	0.78	72	44
	SANTA FE ELEM	3.08	3.00	0.76	0.76	25	15

Staff response options: 1 = Strongly Disagree, 2 = Disagree, 3 = Agree, 4 = Strongly Agree

Negatively worded items were reverse coded

\*An asterisk indicates that there were fewer than 10 responses on an item, so results can not be shared due to data suppression

## SANTA FE R-X All Parent Item Results

Item Text	School	Item Average		Item Standard Deviation		Item Response Count	
		Fall 2022	Fall 2023	Fall 2022	Fall 2023	Fall 2022	Fall 2023
11. I receive information about the educational services available to my child at school.	SANTA FE HIGH	3.00	3.24	0.83	0.79	47	29
12. I am asked for input about school decisions.	District	2.80	2.86	0.83	0.81	70	42
	SANTA FE ELEM	2.83	2.64	0.87	0.93	24	14
	SANTA FE HIGH	2.78	2.96	0.81	0.74	46	28
13. I am comfortable talking to teachers at this school.	District	3.38	3.33	0.74	0.71	72	43
	SANTA FE ELEM	3.48	3.27	0.77	0.59	25	15
	SANTA FE HIGH	3.32	3.36	0.73	0.78	47	28
14. I feel welcome at this school.	District	3.42	3.34	0.65	0.75	71	44
	SANTA FE ELEM	3.54	3.13	0.59	0.74	24	15
	SANTA FE HIGH	3.36	3.45	0.67	0.74	47	29
15. I know who to contact or where to find contact information if I have questions or concerns about safety at my child's school.	District	3.49	3.41	0.60	0.73	72	44
	SANTA FE ELEM	3.60	3.40	0.58	0.63	25	15
	SANTA FE HIGH	3.43	3.41	0.62	0.78	47	29
16. This school sets high expectations for all students.	District	3.05	3.14	0.83	0.78	73	42
	SANTA FE ELEM	3.36	3.15	0.81	0.80	25	13
	SANTA FE HIGH	2.90	3.14	0.81	0.79	48	29

Staff response options: 1 = Strongly Disagree, 2 = Disagree, 3 = Agree, 4 = Strongly Agree

Negatively worded items were reverse coded

\*An asterisk indicates that there were fewer than 10 responses on an item, so results can not be shared due to data suppression

## SANTA FE R-X All Parent Item Results

Item Text	School	Item Average		Item Standard Deviation		Item Response Count	
		Fall 2022	Fall 2023	Fall 2022	Fall 2023	Fall 2022	Fall 2023
17. The school system provides school culture and climate data and reports periodically to all stakeholders.	District	2.70	3.15	0.82	0.72	66	27
	SANTA FE ELEM	2.83	3.30	0.65	0.48	23	10
	SANTA FE HIGH	2.63	3.06	0.90	0.83	43	17
18. This school has programs that develop my child's self-control, responsibility, problem solving, and respect for others.	District	3.10	3.29	0.68	0.61	71	38
	SANTA FE ELEM	3.44	3.23	0.51	0.60	25	13
	SANTA FE HIGH	2.91	3.32	0.69	0.63	46	25
19. There are programs available for the birth through prekindergarten population.	District	3.00	3.18	0.70	0.77	62	28
	SANTA FE ELEM	3.09	3.00	0.79	0.74	23	12
	SANTA FE HIGH	2.95	3.31	0.65	0.79	39	16
20. This school provides the technology (devices, connectivity, support) necessary to promote student learning.	District	3.08	3.38	0.69	0.54	72	40
	SANTA FE ELEM	3.24	3.23	0.60	0.44	25	13
	SANTA FE HIGH	3.00	3.44	0.72	0.58	47	27
21. This school recognizes the accomplishments of my child.	District	3.22	3.20	0.68	0.75	72	41
	SANTA FE ELEM	3.40	2.93	0.65	0.83	25	14
	SANTA FE HIGH	3.13	3.33	0.68	0.68	47	27
22. This school has helped my child establish educational and	District	3.01	3.15	0.81	0.66	69	40

Staff response options: 1 = Strongly Disagree, 2 = Disagree, 3 = Agree, 4 = Strongly Agree

Negatively worded items were reverse coded

\*An asterisk indicates that there were fewer than 10 responses on an item, so results can not be shared due to data suppression

## SANTA FE R-X All Parent Item Results

Item Text	School	Item Average		Item Standard Deviation		Item Response Count	
		Fall 2022	Fall 2023	Fall 2022	Fall 2023	Fall 2022	Fall 2023
22. This school has helped my child establish educational and career goals.	SANTA FE ELEM	3.27	3.00	0.88	0.78	22	14
	SANTA FE HIGH	2.89	3.23	0.76	0.59	47	26
23. This school prioritizes closing achievement gaps among students.	District	2.95	3.08	0.85	0.69	66	36
	SANTA FE ELEM	3.22	3.00	0.90	0.58	23	13
	SANTA FE HIGH	2.81	3.13	0.79	0.76	43	23
24. This school values and respects differences among students and their families.	District	3.17	3.08	0.70	0.83	71	40
	SANTA FE ELEM	3.36	3.08	0.70	0.76	25	13
	SANTA FE HIGH	3.07	3.07	0.68	0.87	46	27
25. This school treats all children the same regardless of their background.	District	2.92	3.11	0.87	0.86	71	38
	SANTA FE ELEM	3.20	3.08	0.76	0.79	25	12
	SANTA FE HIGH	2.76	3.12	0.90	0.91	46	26
26. This school handles student discipline fairly.	District	2.96	2.92	0.82	0.86	71	40
	SANTA FE ELEM	3.21	2.93	0.72	0.62	24	14
	SANTA FE HIGH	2.83	2.92	0.84	0.98	47	26
27. This school's environment promotes learning.	District	3.30	3.19	0.54	0.63	73	43
	SANTA FE ELEM	3.48	3.00	0.51	0.53	25	15

Staff response options: 1 = Strongly Disagree, 2 = Disagree, 3 = Agree, 4 = Strongly Agree

Negatively worded items were reverse coded

\*An asterisk indicates that there were fewer than 10 responses on an item, so results can not be shared due to data suppression

## SANTA FE R-X All Parent Item Results

Item Text	School	Item Average		Item Standard Deviation		Item Response Count	
		Fall 2022	Fall 2023	Fall 2022	Fall 2023	Fall 2022	Fall 2023
27. This school's environment promotes learning.	SANTA FE HIGH	3.21	3.29	0.54	0.66	48	28
28. My child's school promotes an environment of mutual respect among students.	District	3.07	3.15	0.70	0.79	72	41
	SANTA FE ELEM	3.16	3.00	0.62	0.78	25	14
	SANTA FE HIGH	3.02	3.22	0.74	0.80	47	27
29. The school system assures student voices are heard and respected.	District	2.83	3.08	0.75	0.88	72	38
	SANTA FE ELEM	3.04	3.00	0.68	0.77	25	11
	SANTA FE HIGH	2.72	3.11	0.77	0.93	47	27

Staff response options: 1 = Strongly Disagree, 2 = Disagree, 3 = Agree, 4 = Strongly Agree

Negatively worded items were reverse coded

\*An asterisk indicates that there were fewer than 10 responses on an item, so results can not be shared due to data suppression

## SANTA FE R-X Fall 2023 Staff Scale Results

Scale	School	Scale Percentile Rank	Scale Average	Scale Standard Deviation
Bullying	District	74	2.97	0.68
	SANTA FE ELEM	*	*	*
	SANTA FE HIGH	69	3.00	0.72
Collaboration and Leadership	District	45	3.24	0.67
	SANTA FE ELEM	*	*	*
	SANTA FE HIGH	32	3.12	0.72
Consistent Discipline and Procedures	District	68	3.35	0.57
	SANTA FE ELEM	*	*	*
	SANTA FE HIGH	54	3.26	0.60
Effective Student Practices	District	47	3.29	0.64
	SANTA FE ELEM	*	*	*
	SANTA FE HIGH	36	3.18	0.69
Instructional Design	District	18	3.09	0.73
	SANTA FE ELEM	*	*	*
	SANTA FE HIGH	7	2.89	0.76
Positive Mindset	District	23	3.35	0.62
	SANTA FE ELEM	*	*	*
	SANTA FE HIGH	25	3.29	0.66
Positive School Community	District	39	3.38	0.54
	SANTA FE ELEM	*	*	*
	SANTA FE HIGH	35	3.33	0.56
Staff Support and Resources	District	55	3.15	0.71
	SANTA FE ELEM	*	*	*
	SANTA FE HIGH	53	3.10	0.76

Staff response options: 1 = Strongly Disagree, 2 = Disagree, 3 = Agree, 4 = Strongly Agree

Negatively worded items were reverse coded

\*An asterisk indicates that there were fewer than 10 responses on an item, so results can not be shared due to data suppression

## Fall 2023 Staff Scales



## SANTA FE R-X Fall 2023 Staff Item Results

School	Item Text	Item Percentile Rank	Item Average	Item Standard Deviation	Item Response Count
District	1. The school's mission is clear.	51	3.46	0.59	24
	2. My principal fosters a shared vision and a sense of community and cooperation at this school.	72	3.63	0.49	24
	3. There are open channels of communication among students, staff, and administrators.	79	3.48	0.51	23
	4. Staff help formulate schoolwide decisions and policies.	58	3.13	0.61	24
	5. Staff actively collaborate to improve student outcomes.	9	3.04	0.82	23
	6. School leadership addresses differences in achievement between student groups.	60	3.25	0.53	24
	7. The school system provides school culture and climate data and reports periodically to all stakeholders.	62	3.14	0.64	22
	8. Student's level of prior knowledge is assessed before initiating instruction.	52	3.22	0.60	23
	9. An assessment is used that provides timely feedback on specific knowledge and skills for individual students.	45	3.29	0.69	24
	10. Teachers use assessment data to evaluate and align curriculum.	17	3.13	0.76	23
	11. Teachers routinely adjust instructional strategies based on data.	10	3.04	0.62	24
	12. Educators work in collaborative teams to develop curriculum and/or design lessons.	10	2.79	0.88	24
	13. School administrators give useful feedback on instructional practices.	60	3.25	0.53	24
	14. There is collaboration among staff in our school.	5	2.91	0.90	23
	15. This school provides teachers time and support for planning.	46	3.08	0.72	24
	16. Professional development activities focus on best practices to improve student achievement.	34	3.04	0.82	23
	17. This school encourages students to think critically.	41	3.17	0.70	24
	18. Student opinions are valued by teachers and administrators.	25	3.13	0.69	23

Staff response options: 1 = Strongly Disagree, 2 = Disagree, 3 = Agree, 4 = Strongly Agree

Negatively worded items were reverse coded

\*An asterisk indicates that there were fewer than 10 responses on an item, so results can not be shared due to data suppression

## SANTA FE R-X Fall 2023 Staff Item Results

School	Item Text	Item Percentile Rank	Item Average	Item Standard Deviation	Item Response Count
District	19. This school recognizes and acknowledges student academic achievement.	50	3.42	0.50	24
	20. This school treats students fairly.	61	3.46	0.59	24
	21. This school teaches and reinforces student self-discipline and responsibility.	82	3.46	0.51	24
	22. Staff use effective practices to promote positive behavior.	55	3.35	0.49	23
	23. There are high expectations for student achievement at this school.	48	3.25	0.85	24
	24. All students receive high-quality instruction.	52	3.26	0.54	23
	25. This school makes students feel they belong.	43	3.35	0.57	23
	26. Educator teams address positive classroom learning environments.	20	3.05	0.90	22
	27. Relevant, high-quality career technical education and/or advanced professional studies are provided based upon Individual Career Academic Plans.	65	3.22	0.67	23
	28. Materials, resources, and professional development needed to work with special education students are provided.	65	3.24	0.77	21
	29. Effective resources and training are provided for teaching students across different languages and cultures.	54	2.87	0.87	23
	30. Instructional materials are up to date and in good condition.	37	3.00	0.74	23
	31. The school provides the technology (i.e., devices, connectivity, support) necessary to promote student learning.	8	3.21	0.59	24
	32. This school allocates resources to support student learning and engagement.	36	3.32	0.48	22
	33. Learning supports and services in my school meet the needs of all students.	49	3.19	0.51	21
	34. This school building is well-maintained.	87	3.63	0.49	24
	35. This school allocates space in ways that maximize student learning.	43	3.25	0.61	24
	36. Effective channels are in place for parents and community to communicate with the school.	38	3.42	0.50	24

Staff response options: 1 = Strongly Disagree, 2 = Disagree, 3 = Agree, 4 = Strongly Agree

Negatively worded items were reverse coded

\*An asterisk indicates that there were fewer than 10 responses on an item, so results can not be shared due to data suppression

## SANTA FE R-X Fall 2023 Staff Item Results

School	Item Text	Item Percentile Rank	Item Average	Item Standard Deviation	Item Response Count
District	37. Parents are viewed as partners in the educational process at this school.	68	3.43	0.59	23
	38. Parents are encouraged to discuss their child's educational needs with school staff.	48	3.50	0.51	24
	39. Staff are intentional in building and maintaining relationships with all students.	25	3.42	0.50	24
	40. This school places value on and respects differences among students and their families.	21	3.29	0.55	24
	41. There are schoolwide practices to foster self-care and wellbeing among staff.	64	3.04	0.75	24
	42. There is a clear set of rules regarding student behavior at this school.	61	3.29	0.69	24
	43. Staff in our school respond to inappropriate behaviors quickly and effectively.	63	3.29	0.55	24
	44. Bullying via electronic means or devices is a problem at this school.	63	2.88	0.70	17
	45. Bullying is a problem at this school.	80	3.05	0.67	21
	46. Rules concerning student conduct are fair.	61	3.38	0.49	24
	47. This school's discipline is fairly applied.	67	3.29	0.55	24
	48. There are clear procedures for handling school emergencies.	51	3.48	0.51	23
	49. There is a school plan to handle emergencies that addresses the mental health needs of students and staff in any crisis.	83	3.41	0.67	22
	50. I usually look forward to each working day as an educator.	65	3.33	0.82	24
	51. I believe I can positively affect student performance.	45	3.55	0.51	22
	52. I have the skills necessary to meet the needs of all learners in my classroom.	6	3.17	0.70	24
	53. I feel supported by the people I work with.	20	3.17	0.76	24
	54. I feel like I belong at this school.	33	3.35	0.57	23

Staff response options: 1 = Strongly Disagree, 2 = Disagree, 3 = Agree, 4 = Strongly Agree

Negatively worded items were reverse coded

\*An asterisk indicates that there were fewer than 10 responses on an item, so results can not be shared due to data suppression

## SANTA FE R-X Fall 2023 Staff Item Results

School	Item Text	Item Percentile Rank	Item Average	Item Standard Deviation	Item Response Count
District	55. I am treated with respect at this school.	37	3.33	0.56	24
	56. I know how to support my students who are experiencing trauma.	40	3.17	0.64	24
	57. I recognize that students in my school are in different educational levels.	12	3.50	0.51	24
	58. I emphasize the importance of effort with students.	6	3.50	0.51	24
	59. I feel safe at this school.	40	3.46	0.51	24
	60. The school system assures student voices are heard and respected.	66	3.29	0.55	24
SANTA FE ELEM	1. The school's mission is clear.	*	*	*	*
	2. My principal fosters a shared vision and a sense of community and cooperation at this school.	*	*	*	*
	3. There are open channels of communication among students, staff, and administrators.	*	*	*	*
	4. Staff help formulate schoolwide decisions and policies.	*	*	*	*
	5. Staff actively collaborate to improve student outcomes.	*	*	*	*
	6. School leadership addresses differences in achievement between student groups.	*	*	*	*
	7. The school system provides school culture and climate data and reports periodically to all stakeholders.	*	*	*	*
	8. Student's level of prior knowledge is assessed before initiating instruction.	*	*	*	*
	9. An assessment is used that provides timely feedback on specific knowledge and skills for individual students.	*	*	*	*
	10. Teachers use assessment data to evaluate and align curriculum.	*	*	*	*
	11. Teachers routinely adjust instructional strategies based on data.	*	*	*	*
	12. Educators work in collaborative teams to develop curriculum and/or design lessons.	*	*	*	*

Staff response options: 1 = Strongly Disagree, 2 = Disagree, 3 = Agree, 4 = Strongly Agree

Negatively worded items were reverse coded

\*An asterisk indicates that there were fewer than 10 responses on an item, so results can not be shared due to data suppression

## SANTA FE R-X Fall 2023 Staff Item Results

School	Item Text	Item Percentile Rank	Item Average	Item Standard Deviation	Item Response Count
SANTA FE ELEM	13. School administrators give useful feedback on instructional practices.	*	*	*	*
	14. There is collaboration among staff in our school.	*	*	*	*
	15. This school provides teachers time and support for planning.	*	*	*	*
	16. Professional development activities focus on best practices to improve student achievement.	*	*	*	*
	17. This school encourages students to think critically.	*	*	*	*
	18. Student opinions are valued by teachers and administrators.	*	*	*	*
	19. This school recognizes and acknowledges student academic achievement.	*	*	*	*
	20. This school treats students fairly.	*	*	*	*
	21. This school teaches and reinforces student self-discipline and responsibility.	*	*	*	*
	22. Staff use effective practices to promote positive behavior.	*	*	*	*
	23. There are high expectations for student achievement at this school.	*	*	*	*
	24. All students receive high-quality instruction.	*	*	*	*
	25. This school makes students feel they belong.	*	*	*	*
	26. Educator teams address positive classroom learning environments.	*	*	*	*
	27. Relevant, high-quality career technical education and/or advanced professional studies are provided based upon Individual Career Academic Plans.	*	*	*	*
	28. Materials, resources, and professional development needed to work with special education students are provided.	*	*	*	*
	29. Effective resources and training are provided for teaching students across different languages and cultures.	*	*	*	*
	30. Instructional materials are up to date and in good condition.	*	*	*	*

Staff response options: 1 = Strongly Disagree, 2 = Disagree, 3 = Agree, 4 = Strongly Agree

Negatively worded items were reverse coded

\*An asterisk indicates that there were fewer than 10 responses on an item, so results can not be shared due to data suppression

## SANTA FE R-X Fall 2023 Staff Item Results

School	Item Text	Item Percentile Rank	Item Average	Item Standard Deviation	Item Response Count
SANTA FE ELEM	31. The school provides the technology (i.e., devices, connectivity, support) necessary to promote student learning.	*	*	*	*
	32. This school allocates resources to support student learning and engagement.	*	*	*	*
	33. Learning supports and services in my school meet the needs of all students.	*	*	*	*
	34. This school building is well-maintained.	*	*	*	*
	35. This school allocates space in ways that maximize student learning.	*	*	*	*
	36. Effective channels are in place for parents and community to communicate with the school.	*	*	*	*
	37. Parents are viewed as partners in the educational process at this school.	*	*	*	*
	38. Parents are encouraged to discuss their child's educational needs with school staff.	*	*	*	*
	39. Staff are intentional in building and maintaining relationships with all students.	*	*	*	*
	40. This school places value on and respects differences among students and their families.	*	*	*	*
	41. There are schoolwide practices to foster self-care and wellbeing among staff.	*	*	*	*
	42. There is a clear set of rules regarding student behavior at this school.	*	*	*	*
	43. Staff in our school respond to inappropriate behaviors quickly and effectively.	*	*	*	*
	44. Bullying via electronic means or devices is a problem at this school.	*	*	*	*
	45. Bullying is a problem at this school.	*	*	*	*
	46. Rules concerning student conduct are fair.	*	*	*	*
	47. This school's discipline is fairly applied.	*	*	*	*
	48. There are clear procedures for handling school emergencies.	*	*	*	*

Staff response options: 1 = Strongly Disagree, 2 = Disagree, 3 = Agree, 4 = Strongly Agree

Negatively worded items were reverse coded

\*An asterisk indicates that there were fewer than 10 responses on an item, so results can not be shared due to data suppression

## SANTA FE R-X Fall 2023 Staff Item Results

School	Item Text	Item Percentile Rank	Item Average	Item Standard Deviation	Item Response Count
SANTA FE ELEM	49. There is a school plan to handle emergencies that addresses the mental health needs of students and staff in any crisis.	*	*	*	*
	50. I usually look forward to each working day as an educator.	*	*	*	*
	51. I believe I can positively affect student performance.	*	*	*	*
	52. I have the skills necessary to meet the needs of all learners in my classroom.	*	*	*	*
	53. I feel supported by the people I work with.	*	*	*	*
	54. I feel like I belong at this school.	*	*	*	*
	55. I am treated with respect at this school.	*	*	*	*
	56. I know how to support my students who are experiencing trauma.	*	*	*	*
	57. I recognize that students in my school are in different educational levels.	*	*	*	*
	58. I emphasize the importance of effort with students.	*	*	*	*
	59. I feel safe at this school.	*	*	*	*
	60. The school system assures student voices are heard and respected.	*	*	*	*
SANTA FE HIGH	1. The school's mission is clear.	37	3.33	0.62	15
	2. My principal fosters a shared vision and a sense of community and cooperation at this school.	62	3.60	0.51	15
	3. There are open channels of communication among students, staff, and administrators.	65	3.40	0.51	15
	4. Staff help formulate schoolwide decisions and policies.	55	3.13	0.64	15
	5. Staff actively collaborate to improve student outcomes.	5	2.80	0.86	15
	6. School leadership addresses differences in achievement between student groups.	44	3.13	0.52	15

Staff response options: 1 = Strongly Disagree, 2 = Disagree, 3 = Agree, 4 = Strongly Agree

Negatively worded items were reverse coded

\*An asterisk indicates that there were fewer than 10 responses on an item, so results can not be shared due to data suppression

## SANTA FE R-X Fall 2023 Staff Item Results

School	Item Text	Item Percentile Rank	Item Average	Item Standard Deviation	Item Response Count
SANTA FE HIGH	7. The school system provides school culture and climate data and reports periodically to all stakeholders.	46	3.00	0.58	13
	8. Student's level of prior knowledge is assessed before initiating instruction.	33	3.07	0.62	14
	9. An assessment is used that provides timely feedback on specific knowledge and skills for individual students.	18	3.07	0.70	15
	10. Teachers use assessment data to evaluate and align curriculum.	5	2.86	0.77	14
	11. Teachers routinely adjust instructional strategies based on data.	6	2.87	0.64	15
	12. Educators work in collaborative teams to develop curriculum and/or design lessons.	5	2.60	0.99	15
	13. School administrators give useful feedback on instructional practices.	55	3.20	0.56	15
	14. There is collaboration among staff in our school.	4	2.60	0.91	15
	15. This school provides teachers time and support for planning.	53	3.13	0.83	15
	16. Professional development activities focus on best practices to improve student achievement.	20	2.80	0.86	15
	17. This school encourages students to think critically.	15	2.93	0.70	15
	18. Student opinions are valued by teachers and administrators.	18	3.00	0.78	14
	19. This school recognizes and acknowledges student academic achievement.	47	3.40	0.51	15
	20. This school treats students fairly.	51	3.40	0.63	15
	21. This school teaches and reinforces student self-discipline and responsibility.	69	3.40	0.51	15
	22. Staff use effective practices to promote positive behavior.	38	3.21	0.43	14
	23. There are high expectations for student achievement at this school.	23	3.00	0.93	15
	24. All students receive high-quality instruction.	43	3.14	0.53	14

Staff response options: 1 = Strongly Disagree, 2 = Disagree, 3 = Agree, 4 = Strongly Agree

Negatively worded items were reverse coded

\*An asterisk indicates that there were fewer than 10 responses on an item, so results can not be shared due to data suppression

## SANTA FE R-X Fall 2023 Staff Item Results

School	Item Text	Item Percentile Rank	Item Average	Item Standard Deviation	Item Response Count
SANTA FE HIGH	25. This school makes students feel they belong.	36	3.29	0.61	14
	26. Educator teams address positive classroom learning environments.	11	2.93	1.07	14
	27. Relevant, high-quality career technical education and/or advanced professional studies are provided based upon Individual Career Academic Plans.	49	3.07	0.70	15
	28. Materials, resources, and professional development needed to work with special education students are provided.	59	3.15	0.90	13
	29. Effective resources and training are provided for teaching students across different languages and cultures.	38	2.71	0.83	14
	30. Instructional materials are up to date and in good condition.	53	3.14	0.66	14
	31. The school provides the technology (i.e., devices, connectivity, support) necessary to promote student learning.	27	3.27	0.70	15
	32. This school allocates resources to support student learning and engagement.	61	3.43	0.51	14
	33. Learning supports and services in my school meet the needs of all students.	52	3.15	0.55	13
	34. This school building is well-maintained.	95	3.80	0.41	15
	35. This school allocates space in ways that maximize student learning.	46	3.20	0.68	15
	36. Effective channels are in place for parents and community to communicate with the school.	44	3.40	0.51	15
	37. Parents are viewed as partners in the educational process at this school.	46	3.29	0.61	14
	38. Parents are encouraged to discuss their child's educational needs with school staff.	38	3.40	0.51	15
	39. Staff are intentional in building and maintaining relationships with all students.	34	3.40	0.51	15
	40. This school places value on and respects differences among students and their families.	14	3.13	0.52	15
	41. There are schoolwide practices to foster self-care and wellbeing among staff.	41	2.87	0.83	15
	42. There is a clear set of rules regarding student behavior at this school.	44	3.13	0.74	15

Staff response options: 1 = Strongly Disagree, 2 = Disagree, 3 = Agree, 4 = Strongly Agree

Negatively worded items were reverse coded

\*An asterisk indicates that there were fewer than 10 responses on an item, so results can not be shared due to data suppression

## SANTA FE R-X Fall 2023 Staff Item Results

School	Item Text	Item Percentile Rank	Item Average	Item Standard Deviation	Item Response Count
SANTA FE HIGH	43. Staff in our school respond to inappropriate behaviors quickly and effectively.	58	3.27	0.59	15
	44. Bullying via electronic means or devices is a problem at this school.	48	2.82	0.75	11
	45. Bullying is a problem at this school.	84	3.15	0.69	13
	46. Rules concerning student conduct are fair.	44	3.27	0.46	15
	47. This school's discipline is fairly applied.	56	3.20	0.56	15
	48. There are clear procedures for handling school emergencies.	49	3.43	0.51	14
	49. There is a school plan to handle emergencies that addresses the mental health needs of students and staff in any crisis.	68	3.29	0.73	14
	50. I usually look forward to each working day as an educator.	46	3.20	0.94	15
	51. I believe I can positively affect student performance.	34	3.46	0.52	13
	52. I have the skills necessary to meet the needs of all learners in my classroom.	5	3.00	0.76	15
	53. I feel supported by the people I work with.	19	3.07	0.88	15
	54. I feel like I belong at this school.	36	3.29	0.61	14
	55. I am treated with respect at this school.	35	3.27	0.59	15
	56. I know how to support my students who are experiencing trauma.	50	3.20	0.56	15
	57. I recognize that students in my school are in different educational levels.	10	3.47	0.52	15
	58. I emphasize the importance of effort with students.	8	3.47	0.52	15
	59. I feel safe at this school.	51	3.47	0.52	15
	60. The school system assures student voices are heard and respected.	61	3.27	0.59	15

Staff response options: 1 = Strongly Disagree, 2 = Disagree, 3 = Agree, 4 = Strongly Agree

Negatively worded items were reverse coded

\*An asterisk indicates that there were fewer than 10 responses on an item, so results can not be shared due to data suppression

## SANTA FE R-X Fall 2023 Staff Items by Scale

Scale	Item Text	District				School SANTA FE ELEM				SANTA FE HIGH			
		Item Percentile Rank	Item Average	Item Standard Deviation	Item Response Count	Item Percentile Rank	Item Average	Item Standard Deviation	Item Response Count	Item Percentile Rank	Item Average	Item Standard Deviation	Item Response Count
Bullying	44. Bullying via electronic means or devices is a problem at this school.	63	2.88	0.70	17	*	*	*	*	48	2.82	0.75	11
	45. Bullying is a problem at this school.	80	3.05	0.67	21	*	*	*	*	84	3.15	0.69	13
Collaboration and Leadership	2. My principal fosters a shared vision and a sense of community and cooperation at this school.	72	3.63	0.49	24	*	*	*	*	62	3.60	0.51	15
	3. There are open channels of communication among students, staff, and administrators.	79	3.48	0.51	23	*	*	*	*	65	3.40	0.51	15
	4. Staff help formulate schoolwide decisions and policies.	58	3.13	0.61	24	*	*	*	*	55	3.13	0.64	15
	5. Staff actively collaborate to improve student outcomes.	9	3.04	0.82	23	*	*	*	*	5	2.80	0.86	15
	6. School leadership addresses differences in achievement between student groups.	60	3.25	0.53	24	*	*	*	*	44	3.13	0.52	15
	13. School administrators give useful feedback on instructional practices.	60	3.25	0.53	24	*	*	*	*	55	3.20	0.56	15
	14. There is collaboration among staff in our school.	5	2.91	0.90	23	*	*	*	*	4	2.60	0.91	15
Consistent Discipline and Procedures	42. There is a clear set of rules regarding student behavior at this school.	61	3.29	0.69	24	*	*	*	*	44	3.13	0.74	15
	43. Staff in our school respond to inappropriate behaviors quickly and effectively.	63	3.29	0.55	24	*	*	*	*	58	3.27	0.59	15
	46. Rules concerning student conduct are fair.	61	3.38	0.49	24	*	*	*	*	44	3.27	0.46	15
	47. This school's discipline is fairly applied.	67	3.29	0.55	24	*	*	*	*	56	3.20	0.56	15
	48. There are clear procedures for handling school emergencies.	51	3.48	0.51	23	*	*	*	*	49	3.43	0.51	14
	49. There is a school plan to handle emergencies that addresses the mental health needs of students and staff in any crisis.	83	3.41	0.67	22	*	*	*	*	68	3.29	0.73	14

Staff response options: 1 = Strongly Disagree, 2 = Disagree, 3 = Agree, 4 = Strongly Agree  
Negatively worded items were reverse coded

\*An asterisk indicates that there were fewer than 10 responses on an item, so results can not be shared due to data suppression

## SANTA FE R-X Fall 2023 Staff Items by Scale

Scale	Item Text	District				School SANTA FE ELEM				SANTA FE HIGH			
		Item Percentile Rank	Item Average	Item Standard Deviation	Item Response Count	Item Percentile Rank	Item Average	Item Standard Deviation	Item Response Count	Item Percentile Rank	Item Average	Item Standard Deviation	Item Response Count
Effective Student Practices	17. This school encourages students to think critically.	41	3.17	0.70	24	*	*	*	*	15	2.93	0.70	15
	18. Student opinions are valued by teachers and administrators.	25	3.13	0.69	23	*	*	*	*	18	3.00	0.78	14
	19. This school recognizes and acknowledges student academic achievement.	50	3.42	0.50	24	*	*	*	*	47	3.40	0.51	15
	20. This school treats students fairly.	61	3.46	0.59	24	*	*	*	*	51	3.40	0.63	15
	21. This school teaches and reinforces student self-discipline and responsibility.	82	3.46	0.51	24	*	*	*	*	69	3.40	0.51	15
	22. Staff use effective practices to promote positive behavior.	55	3.35	0.49	23	*	*	*	*	38	3.21	0.43	14
	23. There are high expectations for student achievement at this school.	48	3.25	0.85	24	*	*	*	*	23	3.00	0.93	15
	24. All students receive high-quality instruction.	52	3.26	0.54	23	*	*	*	*	43	3.14	0.53	14
	25. This school makes students feel they belong.	43	3.35	0.57	23	*	*	*	*	36	3.29	0.61	14
	26. Educator teams address positive classroom learning environments.	20	3.05	0.90	22	*	*	*	*	11	2.93	1.07	14
	60. The school system assures student voices are heard and respected.	66	3.29	0.55	24	*	*	*	*	61	3.27	0.59	15
Instructional Design	8. Student's level of prior knowledge is assessed before initiating instruction.	52	3.22	0.60	23	*	*	*	*	33	3.07	0.62	14
	9. An assessment is used that provides timely feedback on specific knowledge and skills for individual students.	45	3.29	0.69	24	*	*	*	*	18	3.07	0.70	15
	10. Teachers use assessment data to evaluate and align curriculum.	17	3.13	0.76	23	*	*	*	*	5	2.86	0.77	14
	11. Teachers routinely adjust instructional strategies based on data.	10	3.04	0.62	24	*	*	*	*	6	2.87	0.64	15

Staff response options: 1 = Strongly Disagree, 2 = Disagree, 3 = Agree, 4 = Strongly Agree

Negatively worded items were reverse coded

\*An asterisk indicates that there were fewer than 10 responses on an item, so results can not be shared due to data suppression

## SANTA FE R-X Fall 2023 Staff Items by Scale

Scale	Item Text	District				School SANTA FE ELEM				SANTA FE HIGH			
		Item Percentile Rank	Item Average	Item Standard Deviation	Item Response Count	Item Percentile Rank	Item Average	Item Standard Deviation	Item Response Count	Item Percentile Rank	Item Average	Item Standard Deviation	Item Response Count
Instructional Design	12. Educators work in collaborative teams to develop curriculum and/or design lessons.	10	2.79	0.88	24	*	*	*	*	5	2.60	0.99	15
Positive Mindset	50. I usually look forward to each working day as an educator.	65	3.33	0.82	24	*	*	*	*	46	3.20	0.94	15
	51. I believe I can positively affect student performance.	45	3.55	0.51	22	*	*	*	*	34	3.46	0.52	13
	52. I have the skills necessary to meet the needs of all learners in my classroom.	6	3.17	0.70	24	*	*	*	*	5	3.00	0.76	15
	53. I feel supported by the people I work with.	20	3.17	0.76	24	*	*	*	*	19	3.07	0.88	15
	54. I feel like I belong at this school.	33	3.35	0.57	23	*	*	*	*	36	3.29	0.61	14
	55. I am treated with respect at this school.	37	3.33	0.56	24	*	*	*	*	35	3.27	0.59	15
	56. I know how to support my students who are experiencing trauma.	40	3.17	0.64	24	*	*	*	*	50	3.20	0.56	15
	57. I recognize that students in my school are in different educational levels.	12	3.50	0.51	24	*	*	*	*	10	3.47	0.52	15
	58. I emphasize the importance of effort with students.	6	3.50	0.51	24	*	*	*	*	8	3.47	0.52	15
	59. I feel safe at this school.	40	3.46	0.51	24	*	*	*	*	51	3.47	0.52	15
Positive School Community	1. The school's mission is clear.	51	3.46	0.59	24	*	*	*	*	37	3.33	0.62	15
	31. The school provides the technology (i.e., devices, connectivity, support) necessary to promote student learning.	8	3.21	0.59	24	*	*	*	*	27	3.27	0.70	15
	32. This school allocates resources to support student learning and engagement.	36	3.32	0.48	22	*	*	*	*	61	3.43	0.51	14
	36. Effective channels are in place for parents and community to communicate with the school.	38	3.42	0.50	24	*	*	*	*	44	3.40	0.51	15

Staff response options: 1 = Strongly Disagree, 2 = Disagree, 3 = Agree, 4 = Strongly Agree

Negatively worded items were reverse coded

\*An asterisk indicates that there were fewer than 10 responses on an item, so results can not be shared due to data suppression

## SANTA FE R-X Fall 2023 Staff Items by Scale

Scale	Item Text	District				School SANTA FE ELEM				SANTA FE HIGH			
		Item Percentile Rank	Item Average	Item Standard Deviation	Item Response Count	Item Percentile Rank	Item Average	Item Standard Deviation	Item Response Count	Item Percentile Rank	Item Average	Item Standard Deviation	Item Response Count
Positive School Community	37. Parents are viewed as partners in the educational process at this school.	68	3.43	0.59	23	*	*	*	*	46	3.29	0.61	14
	38. Parents are encouraged to discuss their child's educational needs with school staff.	48	3.50	0.51	24	*	*	*	*	38	3.40	0.51	15
	39. Staff are intentional in building and maintaining relationships with all students.	25	3.42	0.50	24	*	*	*	*	34	3.40	0.51	15
	40. This school places value on and respects differences among students and their families.	21	3.29	0.55	24	*	*	*	*	14	3.13	0.52	15
Staff Support and Resources	7. The school system provides school culture and climate data and reports periodically to all stakeholders.	62	3.14	0.64	22	*	*	*	*	46	3.00	0.58	13
	15. This school provides teachers time and support for planning.	46	3.08	0.72	24	*	*	*	*	53	3.13	0.83	15
	16. Professional development activities focus on best practices to improve student achievement.	34	3.04	0.82	23	*	*	*	*	20	2.80	0.86	15
	27. Relevant, high-quality career technical education and/or advanced professional studies are provided based upon Individual C..	65	3.22	0.67	23	*	*	*	*	49	3.07	0.70	15
	28. Materials, resources, and professional development needed to work with special education students are provided.	65	3.24	0.77	21	*	*	*	*	59	3.15	0.90	13
	29. Effective resources and training are provided for teaching students across different languages and cultures.	54	2.87	0.87	23	*	*	*	*	38	2.71	0.83	14
	30. Instructional materials are up to date and in good condition.	37	3.00	0.74	23	*	*	*	*	53	3.14	0.66	14
	33. Learning supports and services in my school meet the needs of all students.	49	3.19	0.51	21	*	*	*	*	52	3.15	0.55	13
	34. This school building is well-maintained.	87	3.63	0.49	24	*	*	*	*	95	3.80	0.41	15
	35. This school allocates space in ways that maximize student learning.	43	3.25	0.61	24	*	*	*	*	46	3.20	0.68	15
	41. There are schoolwide practices to foster self-care and wellbeing among staff.	64	3.04	0.75	24	*	*	*	*	41	2.87	0.83	15

Staff response options: 1 = Strongly Disagree, 2 = Disagree, 3 = Agree, 4 = Strongly Agree

Negatively worded items were reverse coded

\*An asterisk indicates that there were fewer than 10 responses on an item, so results can not be shared due to data suppression

## SANTA FE R-X All Staff Scale Results

Scale	School	Scale Average		Scale Standard Deviation		Scale Percentile Rank	
		Fall 2022	Fall 2023	Fall 2022	Fall 2023	Fall 2022	Fall 2023
Bullying	District	2.79	2.97	0.72	0.68	46	74
	SANTA FE ELEM	3.09	*	0.60	*	76	*
	SANTA FE HIGH	2.57	3.00	0.73	0.72	27	69
Collaboration and Leadership	District	3.51	3.24	0.57	0.67	84	45
	SANTA FE ELEM	3.58	*	0.52	*	85	*
	SANTA FE HIGH	3.45	3.12	0.60	0.72	73	32
Consistent Discipline and Procedures	District	3.52	3.35	0.55	0.57	88	68
	SANTA FE ELEM	3.61	*	0.54	*	91	*
	SANTA FE HIGH	3.46	3.26	0.54	0.60	79	54
Effective Student Practices	District	3.44	3.29	0.58	0.64	77	47
	SANTA FE ELEM	3.62	*	0.49	*	88	*
	SANTA FE HIGH	3.29	3.18	0.62	0.69	50	36
Instructional Design	District	3.21	3.09	0.72	0.73	43	18
	SANTA FE ELEM	3.38	*	0.55	*	63	*
	SANTA FE HIGH	3.07	2.89	0.81	0.76	21	7
Positive Mindset	District	3.51	3.35	0.54	0.62	67	23
	SANTA FE ELEM	3.62	*	0.49	*	82	*
	SANTA FE HIGH	3.43	3.29	0.56	0.66	50	25
Positive School Community	District	3.50	3.38	0.58	0.54	69	39
	SANTA FE ELEM	3.60	*	0.49	*	80	*
	SANTA FE HIGH	3.42	3.33	0.63	0.56	51	35
Staff Support and Resources	District	3.30	3.15	0.65	0.71	81	55
	SANTA FE ELEM	3.40	*	0.56	*	88	*

Staff response options: 1 = Strongly Disagree, 2 = Disagree, 3 = Agree, 4 = Strongly Agree

Negatively worded items were reverse coded

\*An asterisk indicates that there were fewer than 10 responses on an item, so results can not be shared due to data suppression

# SANTA FE R-X All Staff Scale Results

		Scale Average		Scale Standard Deviation		Scale Percentile Rank	
Scale	School	Fall 2022	Fall 2023	Fall 2022	Fall 2023	Fall 2022	Fall 2023
Staff Support and Resources	SANTA FE HIGH	3.22	3.10	0.71	0.76	75	53

Staff response options: 1 = Strongly Disagree, 2 = Disagree, 3 = Agree, 4 = Strongly Agree  
Negatively worded items were reverse coded

\*An asterisk indicates that there were fewer than 10 responses on an item, so results can not be shared due to data suppression

## SANTA FE R-X All Staff Item Results

Item Text	School	Item Average		Item Standard Deviation		Item Response Count	
		Fall 2022	Fall 2023	Fall 2022	Fall 2023	Fall 2022	Fall 2023
1. The school's mission is clear.	District	3.54	3.46	0.74	0.59	28	24
	SANTA FE ELEM	3.77	*	0.44	*	13	*
	SANTA FE HIGH	3.33	3.33	0.90	0.62	15	15
2. My principal fosters a shared vision and a sense of community and cooperation at this school.	District	3.75	3.63	0.44	0.49	28	24
	SANTA FE ELEM	3.85	*	0.38	*	13	*
	SANTA FE HIGH	3.67	3.60	0.49	0.51	15	15
3. There are open channels of communication among students, staff, and administrators.	District	3.46	3.48	0.64	0.51	28	23
	SANTA FE ELEM	3.54	*	0.66	*	13	*
	SANTA FE HIGH	3.40	3.40	0.63	0.51	15	15
4. Staff help formulate schoolwide decisions and policies.	District	3.54	3.13	0.51	0.61	28	24
	SANTA FE ELEM	3.54	*	0.52	*	13	*
	SANTA FE HIGH	3.53	3.13	0.52	0.64	15	15
5. Staff actively collaborate to improve student outcomes.	District	3.39	3.04	0.63	0.82	28	23
	SANTA FE ELEM	3.46	*	0.52	*	13	*
	SANTA FE HIGH	3.33	2.80	0.72	0.86	15	15
6. School leadership addresses differences in achievement between student groups.	District	3.37	3.25	0.63	0.53	27	24
	SANTA FE ELEM	3.58	*	0.51	*	12	*
	SANTA FE HIGH	3.20	3.13	0.68	0.52	15	15

Staff response options: 1 = Strongly Disagree, 2 = Disagree, 3 = Agree, 4 = Strongly Agree

Negatively worded items were reverse coded

\*An asterisk indicates that there were fewer than 10 responses on an item, so results can not be shared due to data suppression

## SANTA FE R-X All Staff Item Results

Item Text	School	Item Average		Item Standard Deviation		Item Response Count	
		Fall 2022	Fall 2023	Fall 2022	Fall 2023	Fall 2022	Fall 2023
7. The school system provides school culture and climate data and reports periodically to all stakeholders.	District	3.35	3.14	0.49	0.64	26	22
	SANTA FE ELEM	3.45	*	0.52	*	11	*
	SANTA FE HIGH	3.27	3.00	0.46	0.58	15	13
8. Student's level of prior knowledge is assessed before initiating instruction.	District	3.18	3.22	0.67	0.60	28	23
	SANTA FE ELEM	3.38	*	0.51	*	13	*
	SANTA FE HIGH	3.00	3.07	0.76	0.62	15	14
9. An assessment is used that provides timely feedback on specific knowledge and skills for individual students.	District	3.39	3.29	0.79	0.69	28	24
	SANTA FE ELEM	3.62	*	0.51	*	13	*
	SANTA FE HIGH	3.20	3.07	0.94	0.70	15	15
10. Teachers use assessment data to evaluate and align curriculum.	District	3.32	3.13	0.61	0.76	28	23
	SANTA FE ELEM	3.54	*	0.52	*	13	*
	SANTA FE HIGH	3.13	2.86	0.64	0.77	15	14
11. Teachers routinely adjust instructional strategies based on data.	District	3.29	3.04	0.71	0.62	28	24
	SANTA FE ELEM	3.38	*	0.51	*	13	*
	SANTA FE HIGH	3.20	2.87	0.86	0.64	15	15
12. Educators work in collaborative teams to develop curriculum and/or design lessons.	District	2.89	2.79	0.74	0.88	28	24
	SANTA FE ELEM	3.00	*	0.58	*	13	*
	SANTA FE HIGH	2.80	2.60	0.86	0.99	15	15

Staff response options: 1 = Strongly Disagree, 2 = Disagree, 3 = Agree, 4 = Strongly Agree

Negatively worded items were reverse coded

\*An asterisk indicates that there were fewer than 10 responses on an item, so results can not be shared due to data suppression

## SANTA FE R-X All Staff Item Results

Item Text	School	Item Average		Item Standard Deviation		Item Response Count	
		Fall 2022	Fall 2023	Fall 2022	Fall 2023	Fall 2022	Fall 2023
13. School administrators give useful feedback on instructional practices.	District	3.63	3.25	0.49	0.53	27	24
	SANTA FE ELEM	3.58	*	0.51	*	12	*
	SANTA FE HIGH	3.67	3.20	0.49	0.56	15	15
14. There is collaboration among staff in our school.	District	3.43	2.91	0.57	0.90	28	23
	SANTA FE ELEM	3.54	*	0.52	*	13	*
	SANTA FE HIGH	3.33	2.60	0.62	0.91	15	15
15. This school provides teachers time and support for planning.	District	3.41	3.08	0.57	0.72	27	24
	SANTA FE ELEM	3.50	*	0.52	*	12	*
	SANTA FE HIGH	3.33	3.13	0.62	0.83	15	15
16. Professional development activities focus on best practices to improve student achievement.	District	3.33	3.04	0.62	0.82	27	23
	SANTA FE ELEM	3.42	*	0.51	*	12	*
	SANTA FE HIGH	3.27	2.80	0.70	0.86	15	15
17. This school encourages students to think critically.	District	3.29	3.17	0.60	0.70	28	24
	SANTA FE ELEM	3.46	*	0.52	*	13	*
	SANTA FE HIGH	3.13	2.93	0.64	0.70	15	15
18. Student opinions are valued by teachers and administrators.	District	3.39	3.13	0.50	0.69	28	23
	SANTA FE ELEM	3.46	*	0.52	*	13	*
	SANTA FE HIGH	3.33	3.00	0.49	0.78	15	14

Staff response options: 1 = Strongly Disagree, 2 = Disagree, 3 = Agree, 4 = Strongly Agree

Negatively worded items were reverse coded

\*An asterisk indicates that there were fewer than 10 responses on an item, so results can not be shared due to data suppression

## SANTA FE R-X All Staff Item Results

Item Text	School	Item Average		Item Standard Deviation		Item Response Count	
		Fall 2022	Fall 2023	Fall 2022	Fall 2023	Fall 2022	Fall 2023
19. This school recognizes and acknowledges student academic achievement.	District	3.43	3.42	0.63	0.50	28	24
	SANTA FE ELEM	3.62	*	0.51	*	13	*
	SANTA FE HIGH	3.27	3.40	0.70	0.51	15	15
20. This school treats students fairly.	District	3.54	3.46	0.58	0.59	28	24
	SANTA FE ELEM	3.69	*	0.48	*	13	*
	SANTA FE HIGH	3.40	3.40	0.63	0.63	15	15
21. This school teaches and reinforces student self-discipline and responsibility.	District	3.46	3.46	0.64	0.51	28	24
	SANTA FE ELEM	3.77	*	0.44	*	13	*
	SANTA FE HIGH	3.20	3.40	0.68	0.51	15	15
22. Staff use effective practices to promote positive behavior.	District	3.54	3.35	0.51	0.49	28	23
	SANTA FE ELEM	3.69	*	0.48	*	13	*
	SANTA FE HIGH	3.40	3.21	0.51	0.43	15	14
23. There are high expectations for student achievement at this school.	District	3.54	3.25	0.74	0.85	28	24
	SANTA FE ELEM	3.85	*	0.38	*	13	*
	SANTA FE HIGH	3.27	3.00	0.88	0.93	15	15
24. All students receive high-quality instruction.	District	3.50	3.26	0.58	0.54	28	23
	SANTA FE ELEM	3.62	*	0.51	*	13	*
	SANTA FE HIGH	3.40	3.14	0.63	0.53	15	14

Staff response options: 1 = Strongly Disagree, 2 = Disagree, 3 = Agree, 4 = Strongly Agree

Negatively worded items were reverse coded

\*An asterisk indicates that there were fewer than 10 responses on an item, so results can not be shared due to data suppression

## SANTA FE R-X All Staff Item Results

Item Text	School	Item Average		Item Standard Deviation		Item Response Count	
		Fall 2022	Fall 2023	Fall 2022	Fall 2023	Fall 2022	Fall 2023
25. This school makes students feel they belong.	District	3.54	3.35	0.51	0.57	28	23
	SANTA FE ELEM	3.69	*	0.48	*	13	*
	SANTA FE HIGH	3.40	3.29	0.51	0.61	15	14
26. Educator teams address positive classroom learning environments.	District	3.37	3.05	0.56	0.90	27	22
	SANTA FE ELEM	3.50	*	0.52	*	12	*
	SANTA FE HIGH	3.27	2.93	0.59	1.07	15	14
27. Relevant, high-quality career technical education and/or advanced professional studies are provided based upon Individual Career Academic Plans.	District	3.38	3.22	0.57	0.67	26	23
	SANTA FE ELEM	3.45	*	0.69	*	11	*
	SANTA FE HIGH	3.33	3.07	0.49	0.70	15	15
28. Materials, resources, and professional development needed to work with special education students are provided.	District	3.18	3.24	0.77	0.77	28	21
	SANTA FE ELEM	3.38	*	0.51	*	13	*
	SANTA FE HIGH	3.00	3.15	0.93	0.90	15	13
29. Effective resources and training are provided for teaching students across different languages and cultures.	District	2.81	2.87	0.75	0.87	26	23
	SANTA FE ELEM	2.82	*	0.40	*	11	*
	SANTA FE HIGH	2.80	2.71	0.94	0.83	15	14
30. Instructional materials are up to date and in good condition.	District	2.89	3.00	0.74	0.74	28	23
	SANTA FE ELEM	3.00	*	0.58	*	13	*
	SANTA FE HIGH	2.80	3.14	0.86	0.66	15	14

Staff response options: 1 = Strongly Disagree, 2 = Disagree, 3 = Agree, 4 = Strongly Agree

Negatively worded items were reverse coded

\*An asterisk indicates that there were fewer than 10 responses on an item, so results can not be shared due to data suppression

## SANTA FE R-X All Staff Item Results

Item Text	School	Item Average		Item Standard Deviation		Item Response Count	
		Fall 2022	Fall 2023	Fall 2022	Fall 2023	Fall 2022	Fall 2023
<b>31. The school provides the technology (i.e., devices, connectivity, support) necessary to promote student learning.</b>	District	3.29	3.21	0.66	0.59	28	24
	SANTA FE ELEM	3.54	*	0.52	*	13	*
	SANTA FE HIGH	3.07	3.27	0.70	0.70	15	15
<b>32. This school allocates resources to support student learning and engagement.</b>	District	3.48	3.32	0.51	0.48	27	22
	SANTA FE ELEM	3.58	*	0.51	*	12	*
	SANTA FE HIGH	3.40	3.43	0.51	0.51	15	14
<b>33. Learning supports and services in my school meet the needs of all students.</b>	District	3.41	3.19	0.57	0.51	27	21
	SANTA FE ELEM	3.58	*	0.51	*	12	*
	SANTA FE HIGH	3.27	3.15	0.59	0.55	15	13
<b>34. This school building is well-maintained.</b>	District	3.68	3.63	0.48	0.49	28	24
	SANTA FE ELEM	3.54	*	0.52	*	13	*
	SANTA FE HIGH	3.80	3.80	0.41	0.41	15	15
<b>35. This school allocates space in ways that maximize student learning.</b>	District	3.48	3.25	0.58	0.61	27	24
	SANTA FE ELEM	3.67	*	0.49	*	12	*
	SANTA FE HIGH	3.33	3.20	0.62	0.68	15	15
<b>36. Effective channels are in place for parents and community to communicate with the school.</b>	District	3.61	3.42	0.50	0.50	28	24
	SANTA FE ELEM	3.62	*	0.51	*	13	*
	SANTA FE HIGH	3.60	3.40	0.51	0.51	15	15

Staff response options: 1 = Strongly Disagree, 2 = Disagree, 3 = Agree, 4 = Strongly Agree

Negatively worded items were reverse coded

\*An asterisk indicates that there were fewer than 10 responses on an item, so results can not be shared due to data suppression

## SANTA FE R-X All Staff Item Results

Item Text	School	Item Average		Item Standard Deviation		Item Response Count	
		Fall 2022	Fall 2023	Fall 2022	Fall 2023	Fall 2022	Fall 2023
37. Parents are viewed as partners in the educational process at this school.	District	3.56	3.43	0.58	0.59	27	23
	SANTA FE ELEM	3.58	*	0.51	*	12	*
	SANTA FE HIGH	3.53	3.29	0.64	0.61	15	14
38. Parents are encouraged to discuss their child's educational needs with school staff.	District	3.54	3.50	0.51	0.51	28	24
	SANTA FE ELEM	3.54	*	0.52	*	13	*
	SANTA FE HIGH	3.53	3.40	0.52	0.51	15	15
39. Staff are intentional in building and maintaining relationships with all students.	District	3.52	3.42	0.51	0.50	27	24
	SANTA FE ELEM	3.58	*	0.51	*	12	*
	SANTA FE HIGH	3.47	3.40	0.52	0.51	15	15
40. This school places value on and respects differences among students and their families.	District	3.50	3.29	0.58	0.55	28	24
	SANTA FE ELEM	3.62	*	0.51	*	13	*
	SANTA FE HIGH	3.40	3.13	0.63	0.52	15	15
41. There are schoolwide practices to foster self-care and wellbeing among staff.	District	3.39	3.04	0.57	0.75	28	24
	SANTA FE ELEM	3.54	*	0.52	*	13	*
	SANTA FE HIGH	3.27	2.87	0.59	0.83	15	15
42. There is a clear set of rules regarding student behavior at this school.	District	3.50	3.29	0.58	0.69	28	24
	SANTA FE ELEM	3.62	*	0.51	*	13	*
	SANTA FE HIGH	3.40	3.13	0.63	0.74	15	15

Staff response options: 1 = Strongly Disagree, 2 = Disagree, 3 = Agree, 4 = Strongly Agree

Negatively worded items were reverse coded

\*An asterisk indicates that there were fewer than 10 responses on an item, so results can not be shared due to data suppression

## SANTA FE R-X All Staff Item Results

Item Text	School	Item Average		Item Standard Deviation		Item Response Count	
		Fall 2022	Fall 2023	Fall 2022	Fall 2023	Fall 2022	Fall 2023
43. Staff in our school respond to inappropriate behaviors quickly and effectively.	District	3.54	3.29	0.58	0.55	28	24
	SANTA FE ELEM	3.54	*	0.52	*	13	*
	SANTA FE HIGH	3.53	3.27	0.64	0.59	15	15
44. Bullying via electronic means or devices is a problem at this school.	District	2.81	2.88	0.75	0.70	26	17
	SANTA FE ELEM	3.18	*	0.60	*	11	*
	SANTA FE HIGH	2.53	2.82	0.74	0.75	15	11
45. Bullying is a problem at this school.	District	2.78	3.05	0.70	0.67	27	21
	SANTA FE ELEM	3.00	*	0.60	*	12	*
	SANTA FE HIGH	2.60	3.15	0.74	0.69	15	13
46. Rules concerning student conduct are fair.	District	3.56	3.38	0.51	0.49	27	24
	SANTA FE ELEM	3.75	*	0.45	*	12	*
	SANTA FE HIGH	3.40	3.27	0.51	0.46	15	15
47. This school's discipline is fairly applied.	District	3.52	3.29	0.51	0.55	27	24
	SANTA FE ELEM	3.67	*	0.49	*	12	*
	SANTA FE HIGH	3.40	3.20	0.51	0.56	15	15
48. There are clear procedures for handling school emergencies.	District	3.57	3.48	0.50	0.51	28	23
	SANTA FE ELEM	3.62	*	0.51	*	13	*
	SANTA FE HIGH	3.53	3.43	0.52	0.51	15	14

Staff response options: 1 = Strongly Disagree, 2 = Disagree, 3 = Agree, 4 = Strongly Agree

Negatively worded items were reverse coded

\*An asterisk indicates that there were fewer than 10 responses on an item, so results can not be shared due to data suppression

## SANTA FE R-X All Staff Item Results

Item Text	School	Item Average		Item Standard Deviation		Item Response Count	
		Fall 2022	Fall 2023	Fall 2022	Fall 2023	Fall 2022	Fall 2023
49. There is a school plan to handle emergencies that addresses the mental health needs of students and staff in any crisis.	District	3.46	3.41	0.64	0.67	28	22
	SANTA FE ELEM	3.46	*	0.78	*	13	*
	SANTA FE HIGH	3.47	3.29	0.52	0.73	15	14
50. I usually look forward to each working day as an educator.	District	3.29	3.33	0.66	0.82	28	24
	SANTA FE ELEM	3.46	*	0.52	*	13	*
	SANTA FE HIGH	3.13	3.20	0.74	0.94	15	15
51. I believe I can positively affect student performance.	District	3.57	3.55	0.50	0.51	28	22
	SANTA FE ELEM	3.62	*	0.51	*	13	*
	SANTA FE HIGH	3.53	3.46	0.52	0.52	15	13
52. I have the skills necessary to meet the needs of all learners in my classroom.	District	3.46	3.17	0.58	0.70	28	24
	SANTA FE ELEM	3.62	*	0.51	*	13	*
	SANTA FE HIGH	3.33	3.00	0.62	0.76	15	15
53. I feel supported by the people I work with.	District	3.46	3.17	0.58	0.76	28	24
	SANTA FE ELEM	3.69	*	0.48	*	13	*
	SANTA FE HIGH	3.27	3.07	0.59	0.88	15	15
54. I feel like I belong at this school.	District	3.61	3.35	0.50	0.57	28	23
	SANTA FE ELEM	3.69	*	0.48	*	13	*
	SANTA FE HIGH	3.53	3.29	0.52	0.61	15	14

Staff response options: 1 = Strongly Disagree, 2 = Disagree, 3 = Agree, 4 = Strongly Agree

Negatively worded items were reverse coded

\*An asterisk indicates that there were fewer than 10 responses on an item, so results can not be shared due to data suppression

## SANTA FE R-X All Staff Item Results

Item Text	School	Item Average		Item Standard Deviation		Item Response Count	
		Fall 2022	Fall 2023	Fall 2022	Fall 2023	Fall 2022	Fall 2023
55. I am treated with respect at this school.	District	3.54	3.33	0.51	0.56	28	24
	SANTA FE ELEM	3.62	*	0.51	*	13	*
	SANTA FE HIGH	3.47	3.27	0.52	0.59	15	15
56. I know how to support my students who are experiencing trauma.	District	3.36	3.17	0.49	0.64	28	24
	SANTA FE ELEM	3.38	*	0.51	*	13	*
	SANTA FE HIGH	3.33	3.20	0.49	0.56	15	15
57. I recognize that students in my school are in different educational levels.	District	3.57	3.50	0.50	0.51	28	24
	SANTA FE ELEM	3.69	*	0.48	*	13	*
	SANTA FE HIGH	3.47	3.47	0.52	0.52	15	15
58. I emphasize the importance of effort with students.	District	3.68	3.50	0.48	0.51	28	24
	SANTA FE ELEM	3.77	*	0.44	*	13	*
	SANTA FE HIGH	3.60	3.47	0.51	0.52	15	15
59. I feel safe at this school.	District	3.61	3.46	0.50	0.51	28	24
	SANTA FE ELEM	3.62	*	0.51	*	13	*
	SANTA FE HIGH	3.60	3.47	0.51	0.52	15	15
60. The school system assures student voices are heard and respected.	District	3.29	3.29	0.53	0.55	28	24
	SANTA FE ELEM	3.46	*	0.52	*	13	*
	SANTA FE HIGH	3.13	3.27	0.52	0.59	15	15

Staff response options: 1 = Strongly Disagree, 2 = Disagree, 3 = Agree, 4 = Strongly Agree

Negatively worded items were reverse coded

\*An asterisk indicates that there were fewer than 10 responses on an item, so results can not be shared due to data suppression

## Fall 2022 Response Gender Demographics

	Female	Male	Prefer not to answer	Total District Responses
Older Student	*	*	*	14
Younger Student	25	18	*	43

\*An asterisk indicates that there were fewer than 10 responses, so results can not be shared due to data suppression

## Fall 2023 Response Gender Demographics

	Female	Male	Prefer not to answer	Total District Responses
Older Student	23	14	*	40
Younger Student	27	22	*	51

\*An asterisk indicates that there were fewer than 10 responses, so results can not be shared due to data suppression

### Fall 2022 Response Race/Ethnicity Demographics

	American Indian or Alaska Native	Asian/ Pacific Islander	Black (not Hispanic)	Hispanic	Multiracial	White (not Hispanic)	Prefer not to answer	Total District Responses
Older Student	*	*	*	*	*	10	*	14
Parent	*	*	*	*	*	69	*	73
Younger Student	*	*	*	*	*	27	*	43

\*An asterisk indicates that there were fewer than 10 responses, so results can not be shared due to data suppression

### Fall 2023 Response Race/Ethnicity Demographics

	American Indian or Alaska Native	Asian/ Pacific Islander	Black (not Hispanic)	Hispanic	Multiracial	White (not Hispanic)	Prefer not to answer	Total District Responses
Older Student	*	*	*	*	*	35	*	40
Parent	*	*	*	*	*	40	*	44
Younger Student	*	*	*	*	*	39	*	51

\*An asterisk indicates that there were fewer than 10 responses, so results can not be shared due to data suppression

Fall 2022 Younger Student Grade Level Demographics

3rd Grade	4th Grade	5th Grade	Total District Responses
*	19	22	43

\*An asterisk indicates that there were fewer than 10 responses, so results can not be shared due to data suppression

Fall 2023 Younger Student Grade Level Demographics

3rd Grade	4th Grade	5th Grade	Total District Responses
22	12	16	51

\*An asterisk indicates that there were fewer than 10 responses, so results can not be shared due to data suppression

### Fall 2022 Older Student Grade Level Demographics

6th Grade	7th Grade	8th Grade	9th Grade	10th Grade	11th Grade	12th Grade	Total District Responses
14	*	*	*	*	*	*	14

\*An asterisk indicates that there were fewer than 10 responses, so results can not be shared due to data suppression

### Fall 2023 Older Student Grade Level Demographics

6th Grade	7th Grade	8th Grade	9th Grade	10th Grade	11th Grade	12th Grade	Total District Responses
*	*	*	*	*	*	*	40

\*An asterisk indicates that there were fewer than 10 responses, so results can not be shared due to data suppression

### Fall 2022 Parent Grade Level Responses

PreK	*
Kindergarten	*
1st Grade	*
2nd Grade	*
3rd Grade	*
4th Grade	*
5th Grade	*
6th Grade	*
7th Grade	*
8th Grade	*
9th Grade	*
10th Grade	*
11th Grade	*
12th Grade	*
Total District Responses	73

### Fall 2023 Parent Grade Level Responses

PreK	*
Kindergarten	*
1st Grade	*
2nd Grade	*
3rd Grade	*
4th Grade	*
5th Grade	*
6th Grade	*
7th Grade	*
8th Grade	*
9th Grade	*
10th Grade	*
11th Grade	*
12th Grade	*
Total District Responses	44

\*An asterisk indicates that there were fewer than 10 responses, so results can not be shared due to data suppression

### Fall 2022 Staff Primary Assignment Responses

Survey	Administrator	Classroom Teacher	Library Media Specialist	School Counselor	Special Education Teacher	Other	Total District Responses
Staff	*	20	*	*	*	*	28

\*An asterisk indicates that there were fewer than 10 responses, so results can not be shared due to data suppression

### Fall 2023 Staff Primary Assignment Responses

Survey	Administrator	Classroom Teacher	Library Media Specialist	School Counselor	Special Education Teacher	Other	Total District Responses
Staff	*	19	*	*	*	*	24

\*An asterisk indicates that there were fewer than 10 responses, so results can not be shared due to data suppression