



# Third Grade Parent Meeting

Grade Level Teachers

Kimberly Taylor, Leisa Hollis,  
Krystal Johnson, and Ally McNeal






# Third Grade Expectations

## Classroom

- Be prepared for class
- Follow directions
- Be Respectful
- Be Responsible
- Be Safe

## Academic

- Read on or above grade level.
- Fluent in math facts.
- Have increased mental focus and stamina.
- Write a paragraph or more.



# Difference between lower & upper grades

## Lower Grades (K-2)

- No state mandated test
- No class changes
- Learning how to read

## Upper Grades (3-5)

- Georgia Milestones Assessment
- Class changes
- Increased content area rigor
- Increased student responsibility



# What is the GMAS?

GMAS stands for the Georgia Milestone Assessment System. This end of grade assessment is given to all students (Grades 3-8) to determine whether or not they have mastered their grade level standards. In third grade, students will take the GMAS for ELA and Math.



# Why is the GMAS important?

In order to be promoted to fourth grade, third grade students must score a level 2 (Developing Learner) or higher in ELA and demonstrate that they are reading at grade level (520L) or above on the GMAS ELA test.



# Promotion Requirements

- Pass the ELA portion of the Georgia Milestones Assessment.
- Pass ELA and Math content areas with a 70 or higher average at the end of the school year.






# How can I help my child?

- Read with your child daily for 15-20 minutes.
- Check their homework calendars and reinforce skills at home.
- Practice Math facts daily.
- Create math story problems together.
- Go over graded papers together.
- Do not talk negatively about your child's teacher or school.
- Make sure your child is getting plenty of rest and is ready for school.
- Ask your child about school and encourage them to talk about their day.
- Stay involved and communicate concerns with your child's teacher.



# When is the GMAS?

- April 23 - ELA 1
- April 24- ELA 2
- April 25 - ELA 3
- April 30 - Math 1
- May 1 - Math 2







# What is the GMAS Testing format?

- All students in grades 3-5 will take the **GMAS** online.
- Students will receive all required testing accommodations (small group, read-aloud, extended time, etc...).
- **GMAS** is a timed test.



# What does the ELA GMAS include?

- Reading and Vocabulary 53%
- Writing 27%
- Language 20%
- Selected Response or Multiple Choice
- Constructed (Written) Response




# Writing Expectations

- Short Constructed Response (2 pt)
- Narrative – tells a story (4 pt)
- Informational – writing to inform, factual (7 pt) **OR**
- Opinion – persuasive writing using evidence to support an opinion (7 pt)
- Students will complete only one 7 pt extended writing response.



# What does the Math GMAS include?

- Numerical Reasoning 24%
- Patterning and Algebraic Reasoning 34%
- Measurement and Data Reasoning 17%
- Geometric and Spatial Reasoning 24%
- Selected Response (Multiple Choice) and Technology Enhanced Questions



# Testing Resources for Parents and Students

## GEORGIA ONLINE EXPERIENCE

This is a site that allows you to do a practice online GMAS with the exact testing format used by students. The test practice links to demonstration tests, online study guides, and online assessment guides.

Testing Practice Site <http://www.gaexperienceonline.com/>

Testing Manual <http://assets.drctdirect.com/States/GA/Experience/UserGuide.pdf>

## 3<sup>rd</sup> Grade GMAS Study / Resource Guide

This is a 154-page resource for parents and students. It contains sample questions and helpful activities to give you an idea of what test questions look like on Georgia Milestones and what the Grade 3 End-of-Grade (EOG) assessment covers.

[https://www.gadoe.org/Curriculum-Instruction-and-Assessment/Assessment/Documents/Milestones/Study-Resource%20Guides/Study\\_Guide\\_GR03\\_2020.pdf](https://www.gadoe.org/Curriculum-Instruction-and-Assessment/Assessment/Documents/Milestones/Study-Resource%20Guides/Study_Guide_GR03_2020.pdf)



# Resources for Help at Home

- **CLEVER** – Clever is a digital learning platform that has access to learning resources that are used in school, but can also be used at home.  
[www.clever.com](http://www.clever.com) *\*Login as a student using the student's google account.*
- **IXL (accessed through Clever platform)** –interactive practice on hundreds of 3<sup>rd</sup> grade ELA and Math skills. We often use this site in class to practice and reinforce skills we are working on. *\*Make sure to click on Math or ELA > 3<sup>rd</sup> grade*
- **STUDY ISLAND (accessed through Clever platform)** - lessons, worksheets, and interactive practice on 3<sup>rd</sup> grade Math and ELA skills that are tailored to our 3<sup>rd</sup> grade Georgia Standards of Excellence.
- **REFLEX MATH (accessed through Clever platform)** interactive Fact Fluency (multiplication) which provides customized, systematic practice in math fact fluency. *This program can be accessed through the Clever platform.*
- **KHAN ACADEMY MATH**  
<https://www.khanacademy.org/math/cc-third-grade-math> - provides short math video lessons with practice - Make sure to click on Courses > 3<sup>rd</sup> grade.
- **PROGRESS LEARNING (accessed through Clever platform)** Interactive activities and practice designed to meet Georgia Standards of Excellence in ELA, Math, Science, and Social Studies.





# Waresboro's Website

All of the links on the previous slides are available on our website.


- *How do I get to it?*
- <http://www.ware.k12.ga.us>
- *Click on Schools*
- *Select Waresboro*






# Testing Tips for Parents

- **Make sure all necessary medications have been taken.**
- **Eat breakfast! W.E.S. Breakfast is free for all students!**
- **Wear comfortable clothes.**
- **Get up at a time so you will not be rushed and can be on time.**



# Testing Tips for Parents

- **Keep to your regular routine: don't go to bed too early or too late. Get a good night's sleep!**
- **Get up at a time so you will not be rushed and can be on time.**



# Testing Tips for Parents

- Be calm, positive, and have drama-free mornings (children pick up on your stress).
- Make every effort to be present on testing days. Contact your child's teacher if there are special circumstances (illness, family crisis).
- Remind them that the test is important and that you believe in them (they can do it!).



# Questions?

- Thank you for being here!  
You are important to your  
child's success at school!

