MEDFIELD PUBLIC SCHOOLS

PROPOSED BUDGET FY 26











Important Background Information

- Superintendent is the budget officer- “The three general areas of responsibility for the Superintendent as budget officer will be budget preparation, budget presentation, and budget administration”
- Tonight’s budget is called “Superintendent’s Recommended Budget”
- There is no official FY26 budget until the Medfield School Committee votes this evening
- If the budget is voted tonight it is submitted to the Town, but is not necessarily the final budget
- Changes can still be made after the School Committee votes the budget tonight
- Budget organization/line item (Chart of Accounts) are assigned by DESE

Important Budget Terms

- **Chapter 70 Funds**- State funds earmarked for education-sent directly to the Town
- **Circuit Breaker-** State reimbursements for Special Education costs
- **Collective Bargaining Agreement (CBA)-** Contracts with Teachers, Teacher Assistants, Custodians, Secretaries, and Cafeteria Workers
- **Steps/Lanes/% Increase/Longevity** Pay structure in a CBA. Step is a yearly increase on the salary grid. Lanes are an increase based on degree attainment. Percent increase is the amount added to the base. Longevity is a bonus for time accrued in Medfield
- **Full Time Equivalent (FTE) -** A full time employee or fraction of full time
- **Level Service Budget-** Same people, same programs
- **Capital Budget-** separate from operating budget, it typically purchases large items that will last 5 years or longer

Medfield Public Schools

- Mission Statement
- Budget Timeline
- FY 26 Budget Process
- FY 26 Budget Assumptions
- FY 26 Budget Drivers
- Strategic Initiatives
- Student Enrollment
- Budget Offsets/Revenue
- FY26 Analysis
- Per Pupil Expenditures
- Capital
- Going Forward





Inclusivity - Respect - Responsibility - Continuous Growth

Medfield Public Schools
Mission Statement

The Medfield Public Schools, in partnership with families and the community, fosters a safe, inclusive learning environment, empowering our students to meet high standards, adapt to change, and become responsible contributing members of society.







Inclusivity - Respect - Responsibility - Continuous Growth

BUDGET TIMELINE

October 8, 2024
Warrant Committee Preliminary FY26 Budget Guidance

October 10, 2024
School Committee adopts the FY26 Budget Calendar/timetable

November 1-November 15, 2024
Superintendent and Director of Finance and Operations meet with Leadership Team and Department Chairs to review the Operational and Capital Budgets

November 18, 2024
Submission of preliminary budgets to the Director of Finance and Operations

November 19–December 2, 2024
Superintendent and Director of Finance and Operations meet with all Principals and Department Chairs to identify staffing needs and operational expenses

December 10, 2024
Annual Budget Meeting with Select Board and Warrant Committee

December 12, 2024
School Committee review of preliminary FY26 Budget

January 9, 2025
School Committee continues to review preliminary FY26 Budget

January 30, 2025
FY26 Public Hearing. Presentation of the Operational and Capital Budgets. School Committee Vote to transfer the FY26 Budget from the Superintendent to the School Committee

January 31, 2025
Submission of the FY26 Budget to Select Board and Warrant Committee

February-March, 2025
February 11th meetings with Warrant Committee and ongoing public input from community members

May 5, 2025
Annual Town Meeting

FY26 Budget Process To Date…

- Medfield School Committee established budget timeline
- Leadership Team established priorities for schools
- Principals, Directors and Department Chairs developed budgets
- Superintendent and Director of Finance conducted 21 budget meetings with Principals and Department Chairs to review requests
- Superintendent and Leadership Team met to review budget requests and input
- Superintendent and Director of Finance met to develop the FY26 Initial Budget
- Superintendent presented FY26 Initial Budget (First Pass) at School Committee meeting in December

FY26 Budget Assumptions

- Federal Entitlement Grants will be level funded
- Chapter 70 will be increased by $178,050 (Gov's Budget)
- Continuation and reduction of tuition for FDK
- Circuit Breaker will be funded at 75%







Inclusivity - Respect - Responsibility - Continuous Growth

FY26 Budget Drivers



- Personnel
- Technology
- Transportation
- Student Services









Inclusivity - Respect - Responsibility - Continuous Growth

FY26 BUDGET DRIVERS 4.17% INCREASE

EXISTING STAFF	**TEACHERS** - *Steps, Lanes, % of Increase, Longevity*	$ 1,260,318
	PARAPROFESSIONALS	$ (38,653)
	ALL OTHER STAFF - *Steps, % of Increase*	$ 188,431
		$ 1,410,096
NEW POSITIONS	**2.0 KINDERGARTEN TEACHERS** *Year 1 transition from Rev. Acct.*	$ 149,909
	1.0 BEHAVIORAL THERAPIST *Memorial School*	$ 96,668
	0.3 SPEECH THERAPIST *Medfield High School*	$ 28,779
	0.5 ADJUSTMENT COUNSELOR *Dale Street School*	$ 37,341
		$ 312,697
OTHER EXPENSES	**SUPPLIES**	$ 17,500
	OTHER EXPENSES	$ 51,900
	TECHNOLOGY	$ 70,000
	SPECIAL ED. OUT OF DISTRICT TUITIONS	$ (179,751)
	REGULAR TRANSPORTATION	$ 64,644
	OUT OF DISTRICT TRANSPORTATION	$ 50,000
		$ 74,293
	TOTAL BUDGET CHANGE FROM FY25:	**$ 1,797,086**

Medfield Strategic Initiatives in the FY26 Budget

- Full Day Kindergarten (Year 1 into Operating Budget)
- School Safety & Technology
- Communication
- Professional Development
- Facility Improvements (School Dept. Capital Budget)





Inclusivity - Respect - Responsibility - Continuous Growth

STUDENT ENROLLMENT

Enrollment data taken from NESDEC projections.

GRADE	FY22	FY23	FY24	FY25	FY26	FY27	FY28
PK	49	48	51	47	47	47	48
K	197	169	193	179	172	233	182
1	181	205	177	198	186	179	242
2	200	179	207	184	203	191	184
3	196	201	182	208	186	205	193
4	194	198	206	181	210	188	207
5	197	191	198	203	179	208	186
SUBTOTAL	**1,214**	**1,191**	**1,214**	**1,200**	**1,183**	**1,251**	**1,242**

GRADE	FY22	FY23	FY24	FY25	FY26	FY27	FY28
6	206	198	193	192	201	177	206
7	184	202	192	190	187	196	172
8	176	182	200	192	186	184	192
SUBTOTAL	**566**	**582**	**585**	**574**	**574**	**557**	**570**

GRADE	FY22	FY23	FY24	FY25	FY26	FY27	FY28
9	179	177	163	194	184	179	177
10	183	177	176	160	191	181	177
11	197	186	175	175	160	191	181
12	190	200	185	175	174	159	190
SUBTOTAL	749	740	699	704	709	710	725

STUDENT ENROLLMENT

	FY22	FY23	FY24	FY25	FY26	FY27	FY28
TOTAL	2,529	2,513	2,498	2,478	2,466	2,518	2,537

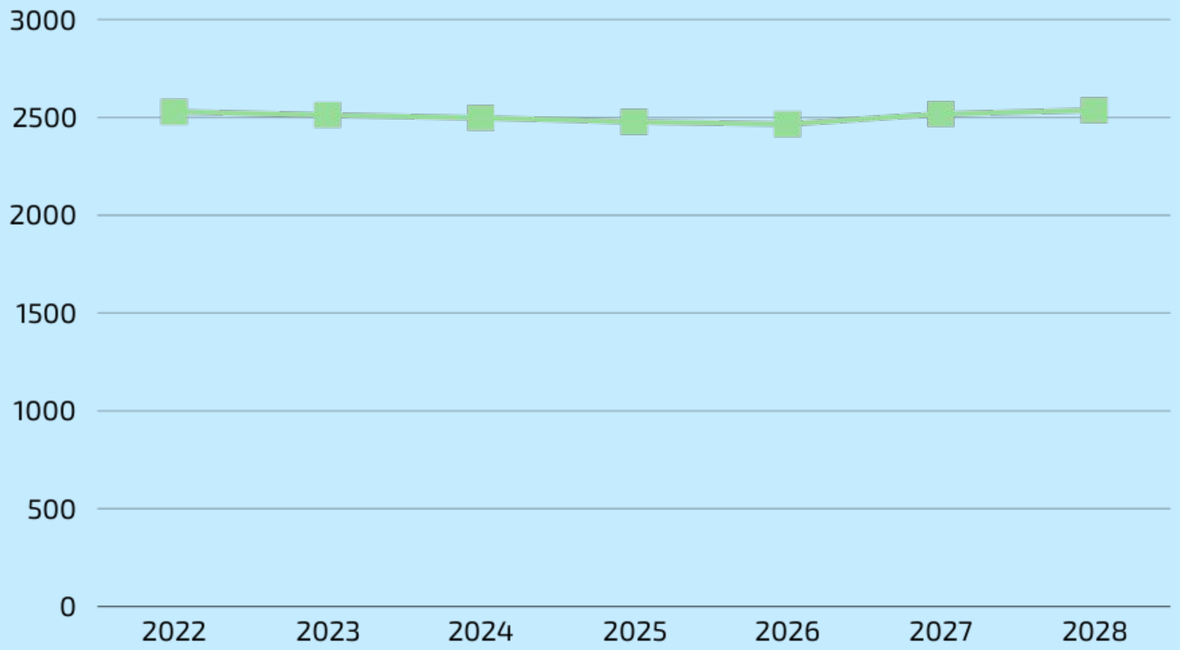

Enrollment data taken from NESDEC projections.





© 2024 Dan Busler Photography



PROJECTED OFFSETS

REVOLVING ACCOUNTS	REVENUE	PROFESSIONAL SALARIES	OTHER SALARIES	CONTRACTUAL SERVICES	SUPPLIES	TRANSPORT-ATION	TUITION	OTHER EXPENSES	TOTAL EXPENSES
SPECIAL ED. CIRCUIT BREAKER	$685,363						$685,363		**$685,363**
PRE-SCHOOL	$221,100	$175,747	$45,353						**$221,100**
KINDERGARTEN	$371,250	$153,657	$148,709		$10,000				**$312,366**
ATHLETICS	$332,800			$91,542	$77,300	$60,000		$102,230	**$331,072**
BUILDING USE	$157,350		$77,050		$10,000			$50,232	**$137,282**
PARKING FEE	$31,215		$10,000					$85,000	**$95,000**
INTRAMURALS	$23,000		$4,000					$18,000	**$22,000**
MUSIC LESSONS	$97,650			$82,250				$10,760	**$93,010**
BEFORE & AFTER SCHOOL CARE	$20,350							$2,000	**$2,000**
SCHOOL LUNCH	$1,583,215		$472,748	$180,800	$630,000			$120,000	**$1,403,548**
TOTAL	**$3,523,293**	**$329,404**	**$757,860**	**$354,592**	**$727,300**	**$60,000**	**$685,363**	**$388,222**	**$3,302,741**

PROJECTED GRANTS

REVENUE SOURCE	REVENUE	PROFESSIONAL SALARIES	CLERICAL SALARIES	OTHER SALARIES	CONTRACTED SERVICES	SUPPLIES	OTHER EXPENSES	TOTAL EXPENSES
262 EARLY CHILDHOOD SPECIAL ED. (Federal Grant)	$18,793			$18,793				**$18,793**
240 SPECIAL ED (IDEA) (Federal Grant)	$674,090	$6,000	$13,724	$565,996	$48,000	$15,000	$25,370	**$674,090**
140 TITLE II, SUPPORTING EFFECTIVE INSTRUCTION (Federal Grant)	$22,820	$15,805			$6,015	$1,000		**$22,820**
309 TITLE IV STUDENT SUPPORT (Federal Grant)	$10,000				$10,000			**$10,000**
CHAPTER 70 (State Funding)	$7,077,728	$7,077,728						**$7,077,728**
TOTAL	**$7,803,431**	**$7,099,533**	**$13,724**	**$584,789**	**$64,015**	**$16,000**	**$25,370**	**$7,803,431**

	FY2024 ACTUAL	FY2025 BUDGET	FY2026 REQUEST	Change FY25-FY26	FY2025 FTE	FY2026 FTE	Variance FY25- FY26
Memorial School	$4,418,117	$4,274,202	$4,644,271	$370,069	48.5	51.5	3.0
Ralph Wheelock School	$4,512,656	$4,684,198	$4,859,842	$175,644	51.0	51.0	0.0
Dale Street School	$4,793,859	$4,973,410	$5,261,806	$288,396	57.0	57.5	0.5
Blake Middle School	$8,385,681	$8,605,305	$8,838,316	$233,011	85.2	85.2	0.0
High School	$11,072,430	$11,425,992	$11,772,715	$346,723	105.9	106.2	0.3
District Services	$3,556,546	$3,827,718	$3,996,826	$169,108	11.2	11.2	0.0
Student Services	$2,515,686	$3,525,668	$3,611,019	$85,351	14.5	14.5	0.0
Policy/ Administration	$1,848,905	$1,795,918	$1,924,701	$128,783	7.4	7.4	0.0
TOTALS	**$41,103,878**	**$43,112,411**	**$44,909,496**	**$1,797,086**	**380.7**	**384.5**	**3.8**

FY2026 REQUEST

1000	**ADMINISTRATION**	$1,799,797	4.0%
2000	**INSTRUCTION**	$34,440,952	76.6%
3000	**OTHER SERVICES**	$4,132,602	9.2%
4000	**OPERATIONS**	$3,248,523	7.2%
5000	**FIXED CHARGES**	$184,000	0.4%
7000	**EQUIPMENT**	$63,000	0.1%
9000	**TUITIONS**	$1,040,622	2.4%
	TOTALS:	$44,909,496	100%

INCREASE: 4.17%

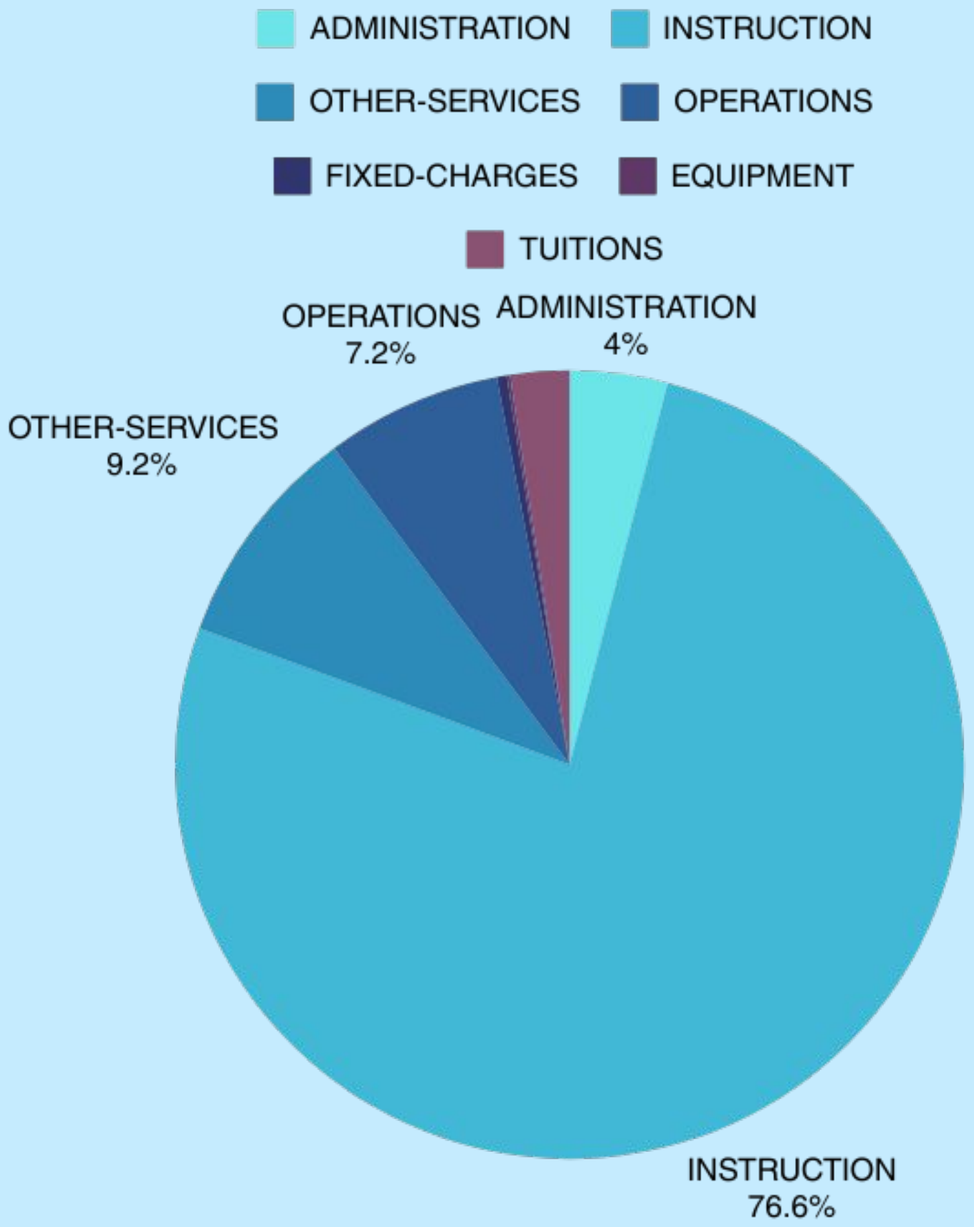

Inclusivity - Respect - Responsibility - Continuous Growth

2 YEAR PROJECTION BY DESE FUNCTION

DESE FUNCTION	FY2024 ACTUAL	FY2025 BUDGET	FY2026 REQUESTED	FY2027 PROJECTED	FY2028 PROJECTED
1000 District Leadership	$1,619,189.72	$1,692,283	$1,799,797	$1,853,791	$1,909,405
2000 Instructional Services	$31,816,969.89	$32,785,037	$34,440,952	$36,163,000	$37,971,150
3000 Other Student Services	$3,774,070.77	$3,973,046	$4,132,602	$4,318,569	$4,512,905
4000 Operations & Maintenance	$2,876,806.60	$3,202,672	$3,248,523	$3,336,233	$3,426,311
5000 Fixed Charges	$122,010.73	$174,000	$184,000	$188,968	$194,070
7000 Replacement of Assets	$90,650.68	$65,000	$63,000	$64,701	$66,448
9000 Programs	$804,180.02	$1,220,373	$1,040,622	$1,078,813	$1,118,405
	$41,103,878.41	**$43,112,411**	**$44,909,496**	**$47,004,075**	**$49,198,694**

What Does the 4.17% Increase Include?

- 2.0 FTE from Kindergarten Revolving Account
- 1.0 FTE BCBA at Memorial
- 0.5 Adjustment Counselor at Dale Street
- Instructional Software/ Software Licenses increases
- Increase to COLA, Steps, Lanes, and Longevity
- Increase to Transportation (General & Special Ed.)
- Increase to Supplies & Services







Inclusivity - Respect - Responsibility - Continuous Growth

Superintendent Recommended Budget FY26 Increase...



FY25 Approved Budget

$43,112,411

FY26 Recommended Budget

$44,909,496

Change in Budget

Increase of $1,797,085 or 4.17%



Inclusivity - Respect - Responsibility - Continuous Growth

Superintendent Recommended FY26 Increase...



FY26 Recommended Budget

$44,909,496 (4.17%)

FY26 Warrant Committee Guidelines

$44,658,173 (3.59%)

Current Budget Gap

$251,323



Inclusivity - Respect - Responsibility - Continuous Growth

Additional Positions NOT in the Recommended FY26 Budget

.5	Adjustment Counselor - Dale Street	$37,341
1.0	Math Specialist - Dale Street	$77,827
.3	Reading Specialist - Wheelock	$31,445
1.0	Building Sub - Blake Middle School	$28,815
.2	Math Specialist - Blake Middle School	$15,565
.4	Wellness Teacher - High School	$48,829
2.0	Instructional Coaches	$248,710





It's important to note that even though these are not funded in FY26, the NEED does not go away.

Area Per Pupil Expenditures- How Do We Compare?

By Communities: https://www.doe.mass.edu/finance/statistics/per-pupil-exp.html

Dedham	**$ 26,693.47**
Dover	**$ 25,177.60**
Westwood	**$ 24,051.61**
Sherborn	**$ 23,934.86**
Needham	**$ 23,407.01**
Norwood	**$ 22,144.23**
Foxboro	**$ 21,553.64**
Millis	**$ 20,662.95**
Medfield	**$ 19,960.05**
Medway	**$ 19,622.34**



Per Pupil Expenditure

Using the most updated information on the DESE website :
https://www.doe.mass.edu/finance/statistics/per-pupil-exp.html

Medfield: Per Pupil Expenditure **$ 19,960.05**

State Average: Per Pupil Expenditure **$21,377.40**

If we were to spend the **state average** per pupil expenditure, the FY26 Budget would be **$48,404,681** or an **increase of $3,495,185** to the FY26 Budget request.

SCHOOL DEPARTMENT CAPITAL BUDGET PRIORITIES FY26

MEDFIELD HIGH SCHOOL	Electrical Upgrades	$15,000.00
	Building Envelope	$25,000.00
	Medfield Outreach Work (Town)	$100,000.00
	Flooring	$40,000.00
	HVAC Improvements/Repairs	$135,000.00
	Miscellaneous Site Work	$10,000.00
BLAKE MIDDLE SCHOOL	Miscellaneous Site Work	$10,000.00
	Building Envelope	$20,000.00
	Flooring Replacement	$60,000.00
	Interior Improvements	$20,000.00
	HVAC Improvements/Repairs	$50,000.00
DALE STREET SCHOOL	Interior Improvements	$25,000.00
	Flooring/VCT Abatement	$35,000.00
WHEELOCK SCHOOL	Flooring / VCT Abatement	$40,000.00
	Building Envelope	$10,000.00
MEMORIAL SCHOOL	HVAC Upgrades/Repairs	$10,000.00
	Flooring	$20,000.00
	Building Envelope	$50,000.00
DISTRICT WIDE	Paving/Parking Lot Renovations	$235,000.00

TOTAL REQUESTED: $1,110,000.00

MHS, BLAKE, WHEELOCK & MEMORIAL	Estimated Roof Replacement Cost (as part of the new 20 Year Capital Plan)	$19,100,000

Going Forward…

- School Committee Meetings Currently Scheduled:
  - February 13th
  - March 13th
  - March 27th
- Warrant Committee
  - February 11th
- Town Meeting (Final Budget)
  - May 5th









Questions…

Medfield Public Schools

Strategic Plan 2023 2028

Our Mission

The Medfield Public Schools, in partnership with families and the community, fosters a safe, inclusive learning environment, empowering our students to meet high standards, adapt to change, and become responsible, contributing members of society.

Our Vision

Embracing our time together to empower students to make a meaningful difference

Our Core Values

Inclusivity • Responsibility
Respect • Continuous Growth

Priorities and Strategies

After developing a mission, core values, and a vision, the Strategic Planning Committee began the work of developing the priorities that will serve as the core focus of district improvement for the next five years.

1. **Safety, Belonging, and Well-Being**
2. **Community Engagement and Communication**
3. **Curriculum, Instruction, and Assessment**
4. **Finance, Facilities, and Personnel**







