

# Hey Columbia School District!

From work, to home, to school, our phones are a key tool to navigate and communicate throughout the day. The custom-built Columbia School District app makes it easy for your families to stay up to date with district news and events.

Now, Columbia School District is making it easier for families to stay in touch with teachers and class information from that same app. Using the Columbia School District app families can easily switch from district and school information to Rooms, where they can see their student's classes and engage directly with teachers. Rooms can be accessed via the web and from our district app, which is available for free and can be used from both Apple and Android phones. Families will need to create a login and password to use Rooms.

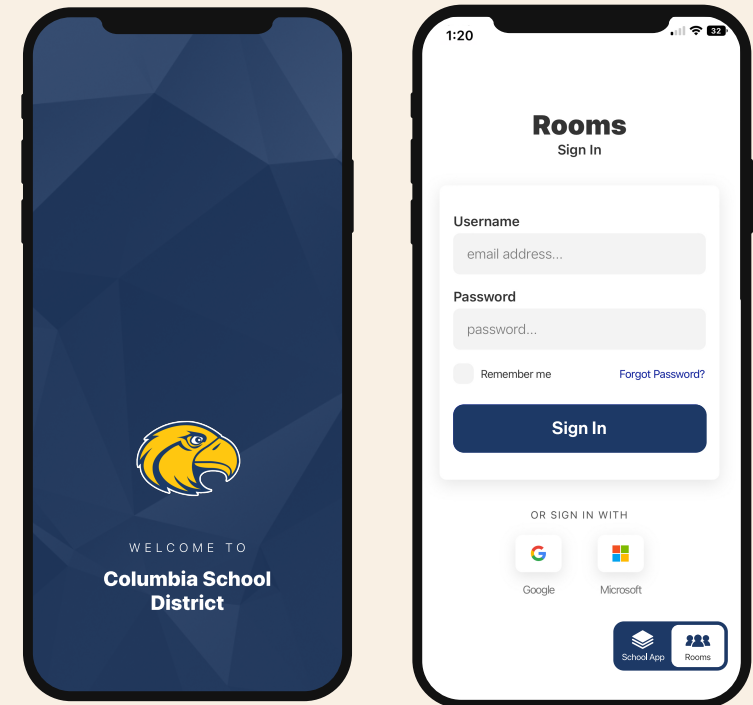
## Three Main Benefits:

- **All important information lives in one app for everything Columbia School District**
- **Keep families informed at the classroom-level**
- **Message parents directly**



**Keaton**  
Implementation/Client Success

# Rooms is a communication & messaging tool integrated directly with your Columbia School District app.



# Make Rooms the hub of your digital learning & communication



**Stream**



**Two-Way Messaging**



**Materials**

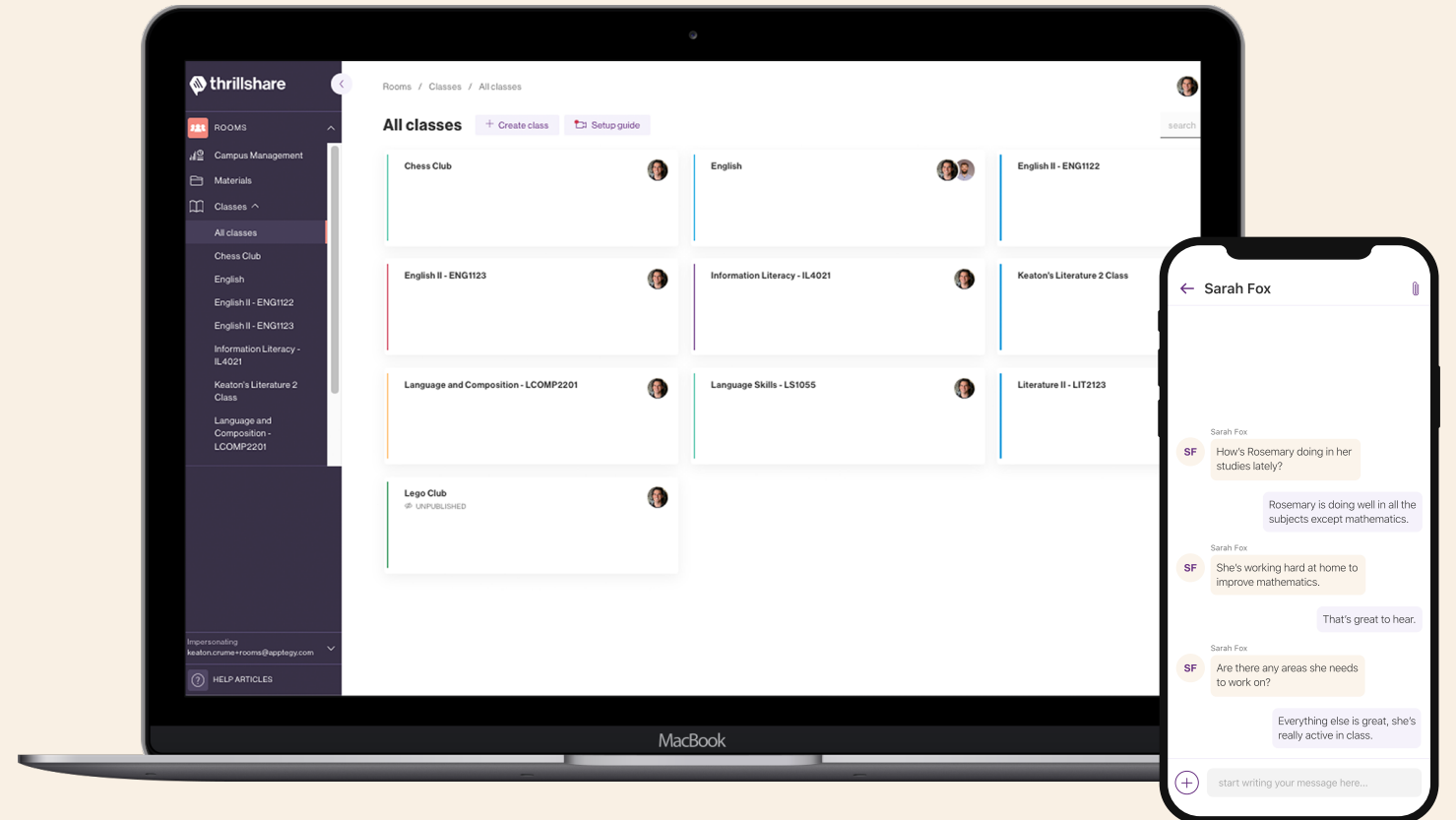


**Behavior**



**Classes**

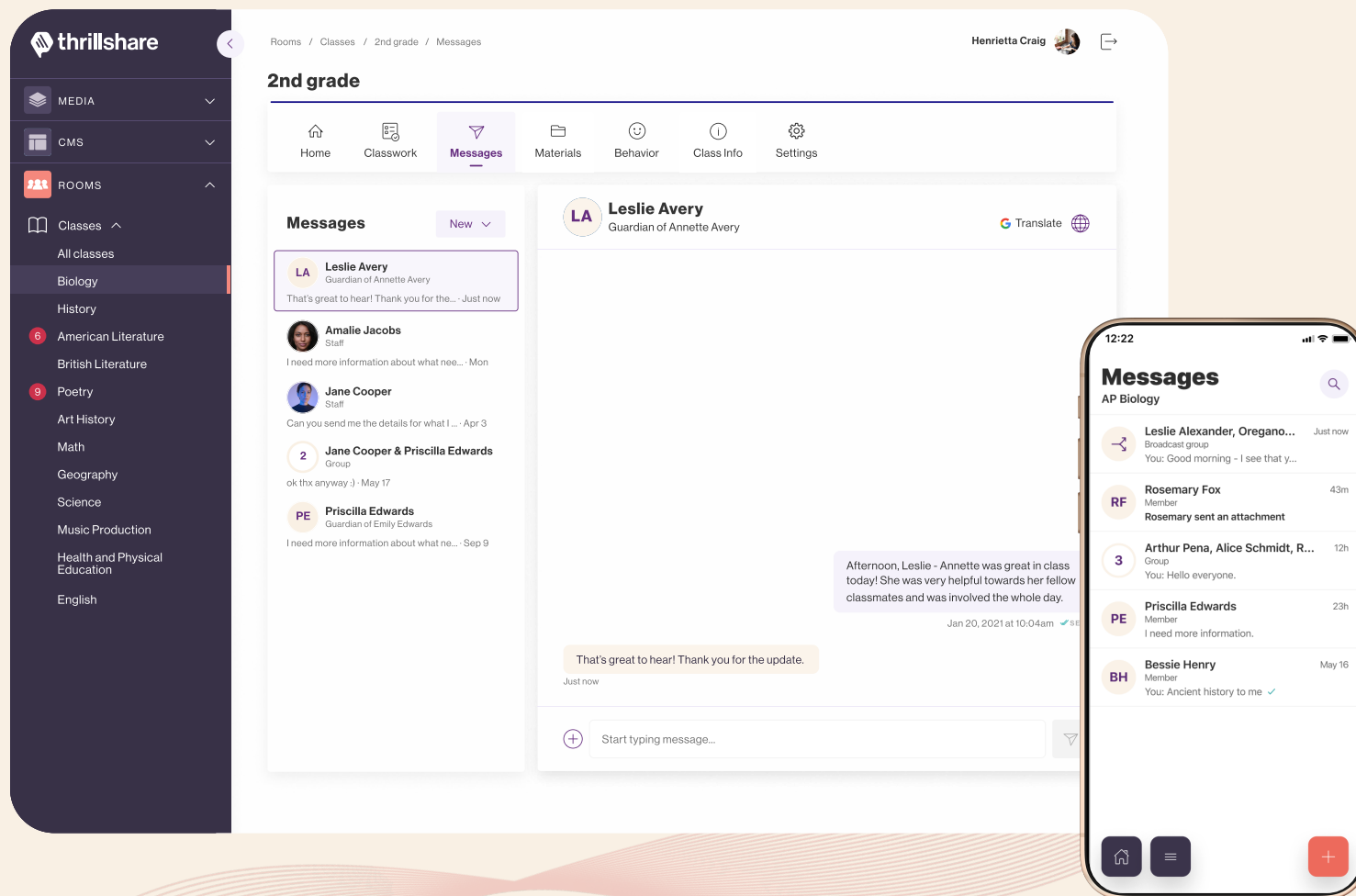
Parent, student and teacher user experience is at the heart of what makes Rooms so powerful. Rooms simplifies the digital classroom while bringing all communication into one place.





# Two-Way Messaging

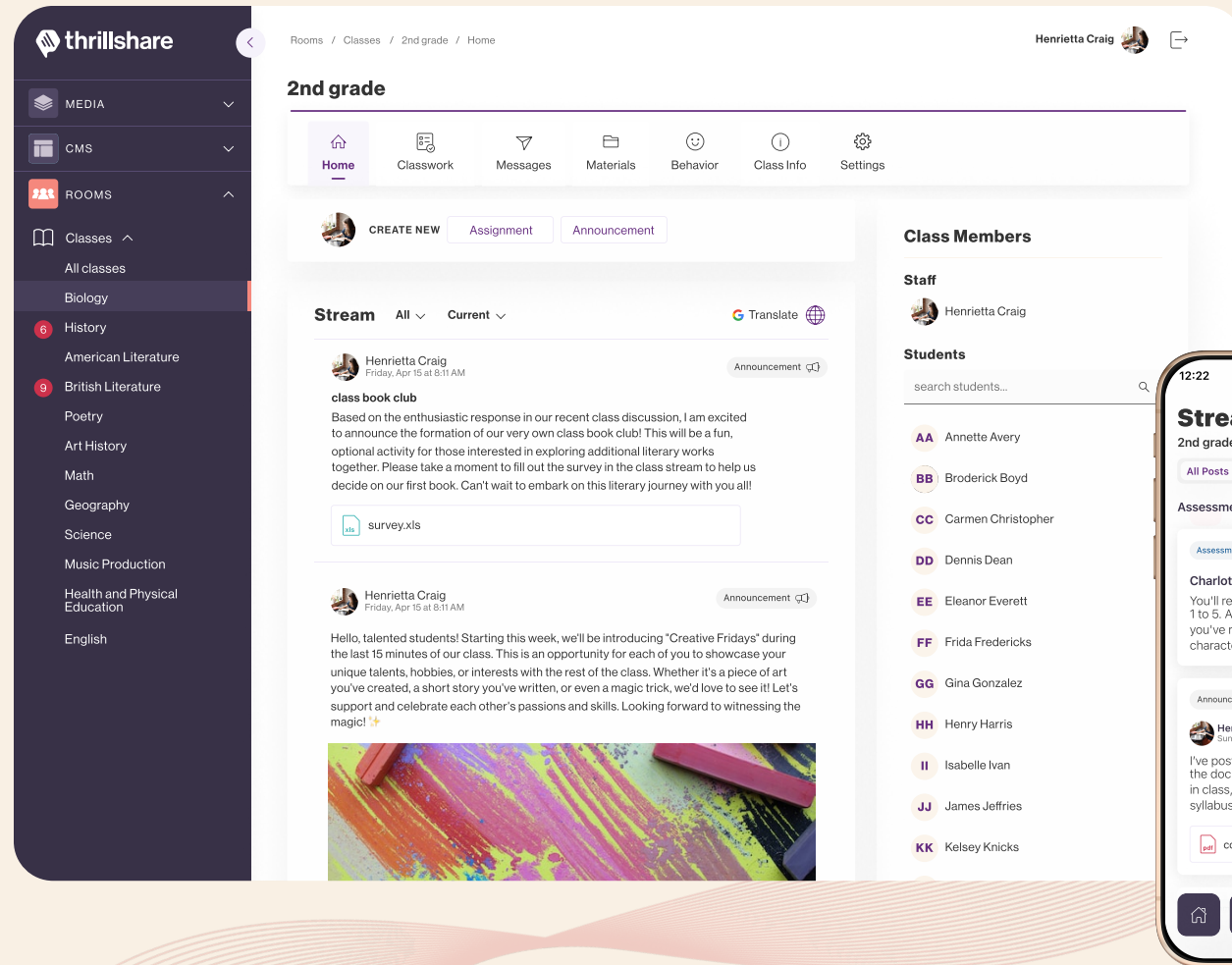
Rooms offers better parent-teacher communication. Parents can see classroom announcements and message teachers in the same app where they get district and school news and updates. Teachers can find all of their messages on one platform. Students can message their teacher directly with questions about upcoming assignments. This is a safe space for student-teacher communication that is monitored by administrators.





# Stream

Students can see class **announcements** and upcoming **assignments** within a particular class. Teachers and staff can upload class content, and students and guardians can view any new updates.





# Materials

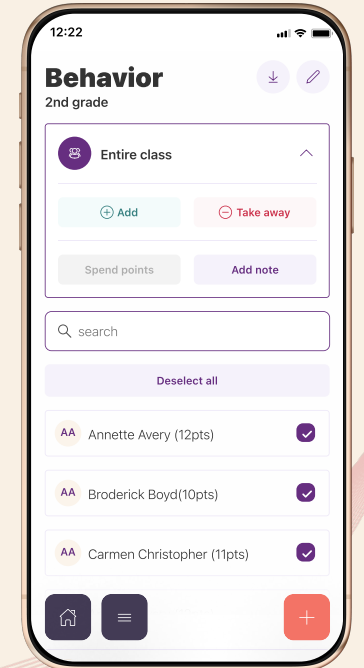
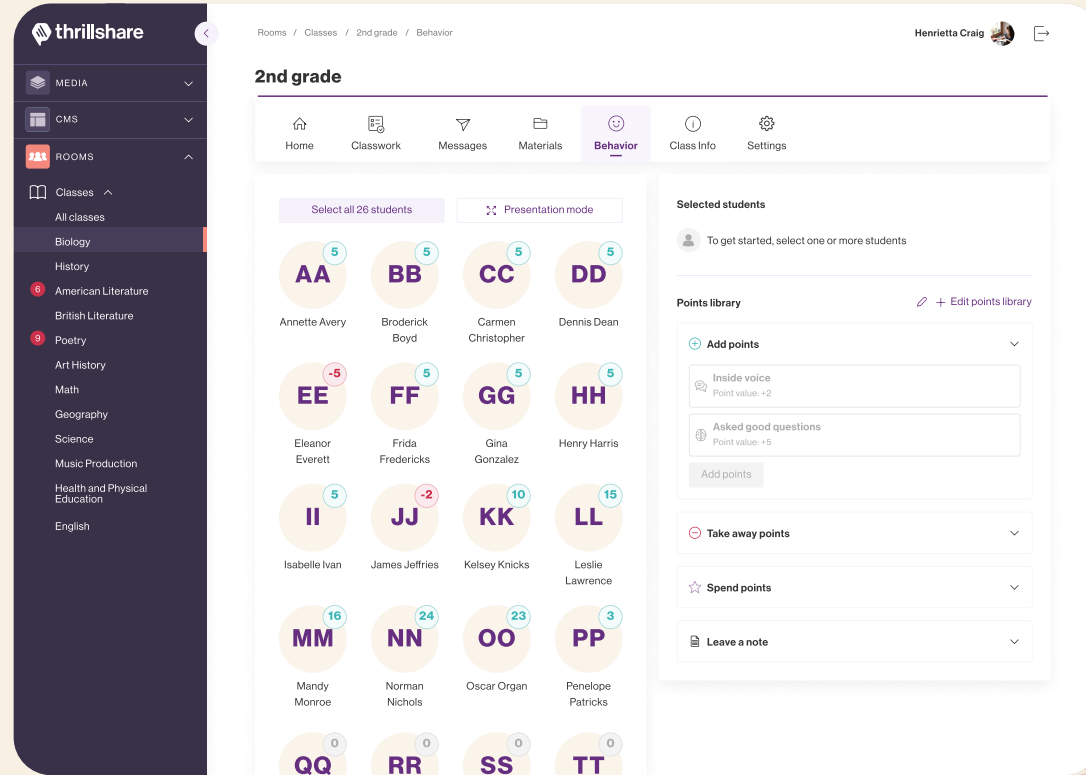
Our Materials feature takes away the time and stress of filing hard copy supplemental resources and curriculum notes. Teachers can upload and organize their entire semester's worth of documents in one sitting. The best part? When a new semester begins, simply copy, paste and recycle your previous curriculum documents. Your new semester is ready in a matter of minutes!

The screenshot displays the Thrillshare interface for a teacher named Henrietta Craig. The left sidebar lists various subject categories under 'Rooms' and 'Classes', including Media, CMS, and a list of subjects like Biology, History, American Literature, British Literature, Poetry, Art History, Math, Geography, Science, Music Production, Health and Physical Education, and English. The main content area is titled '2nd grade' and shows a 'Materials' section. It includes a navigation bar with options like Home, Classwork, Messages, Materials (selected), Behavior, Class Info, and Settings. Below this, there's a 'Materials' header with a 'Create Folder' button and an 'Add' dropdown. A search bar is present with the text 'search materials...'. The materials are organized into folders: 'Practice Tests' (6 items, Added: Feb 15, 2021), 'Second Semester' (12 items, Added: Jan 1, 2021), 'Images' (12 items, Added: Mar 12, 2021), 'Documents' (5 items, Added: Jan 5, 2021), 'Another Folder' (5 items, Added: Feb 28, 2021), 'First Semester' (15 items, Added: Apr 17, 2021), 'More Images' (12 items, Added: Mar 12, 2021), and 'More Documents' (5 items, Added: Jan 5, 2021). At the bottom, there are individual document tiles for 'Board minutes' (Scheduled: June 1, 2022), 'Announcement-2.doc' (Added: Feb 15, 2021), 'Announcement-4.pdf' (Added: Feb 15, 2021), and 'Document128911293838392.docx' (Added: Feb 15, 2021).



# Behavior

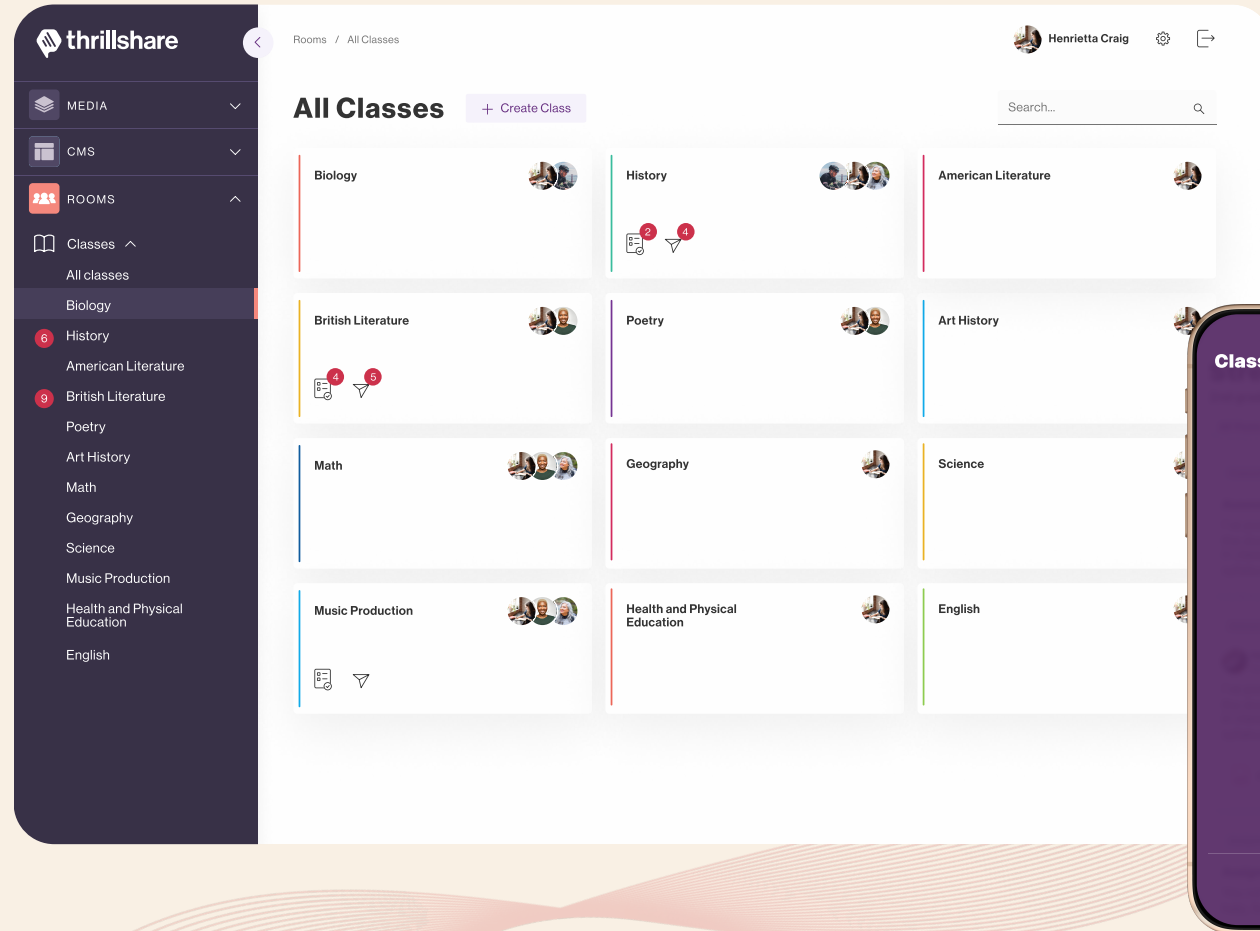
Your students are doing great things in the classroom—and Rooms helps everyone celebrate. With Behavior, teachers can allocate points to their students for classroom participation, good behavior, and demonstrating your school's values. Positive behavior can easily be seen by guardians right inside the app, allowing them to stay connected with their student's points and achievements.





# Classes

When a student logs into Rooms, the first page they'll see is the Classes Homepage. This page gives them quick and easy access to all of their classes, and they can view notifications within each class.

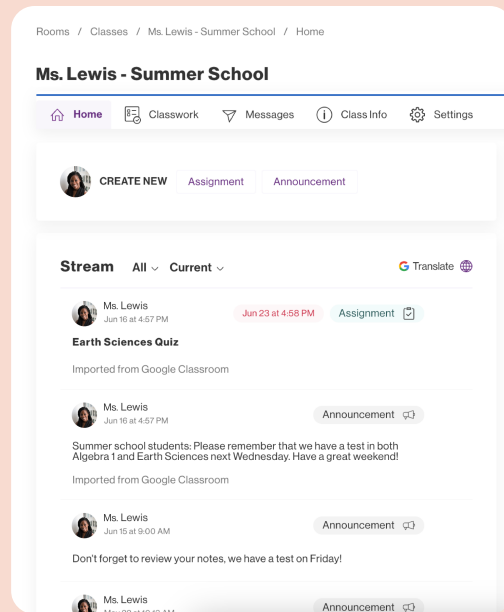




Google

## Classroom Import

Rooms allows you to connect your Google Classrooms so that you can automatically import Announcements and Assignments.



Translations

Translate any message, class information, or Class Stream content quickly and easily across both desktop and mobile. Built on Google's framework, teachers and guardians can be on the same page regardless of what language is spoken at home.



Unlimited

## Training & Support

Apptegy is the first company in K-12 Technology to offer unlimited, free training and support to every single teacher, coach, and staff member at your district.

