



DUVAL COUNTY PUBLIC SCHOOLS LAKE SHORE MIDDLE

2519 Bayview Rd, Jacksonville, FL 32210-5399
904-381-7440

School Hours: 9:30 AM - 4:15 PM Grades: 06-08



SUPERINTENDENT
Dr. Christopher Bernier
bernierc@duvalschools.org

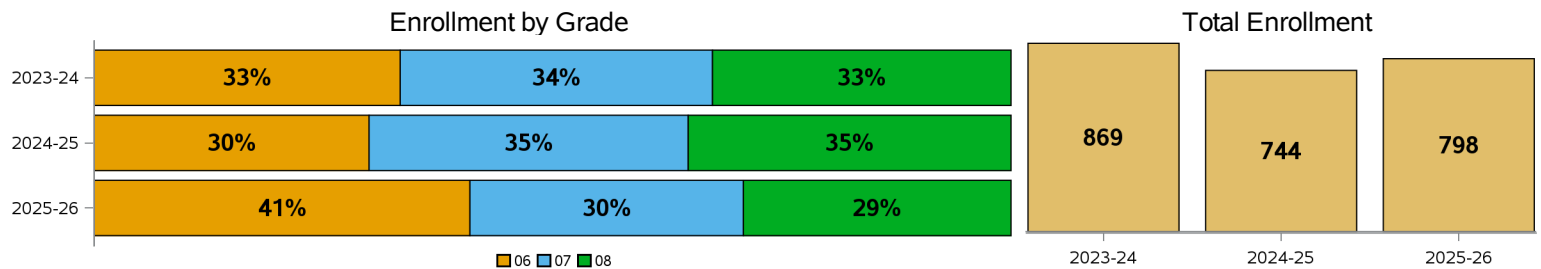
BOARD MEMBER
Reginald Blount
blountr@duvalschools.org

REGIONAL SUPERVISOR
Jenifer Boatright
raulersonj1@duvalschools.org

PRINCIPAL
Dr. Latasha Clark
clarkl2@duvalschools.org

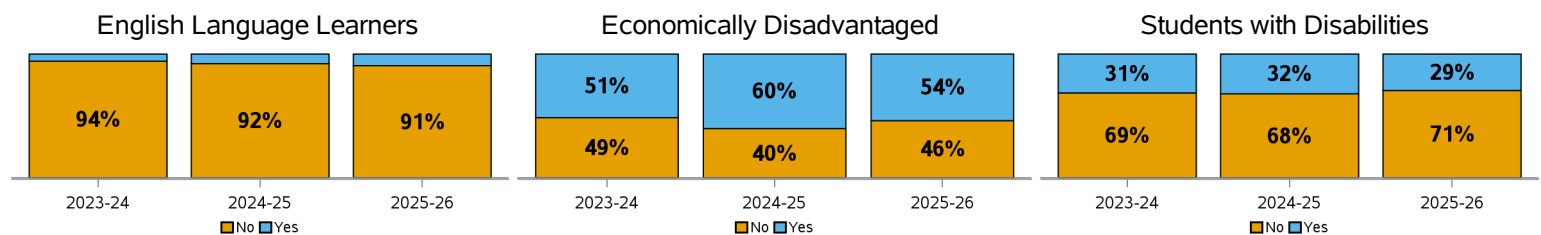
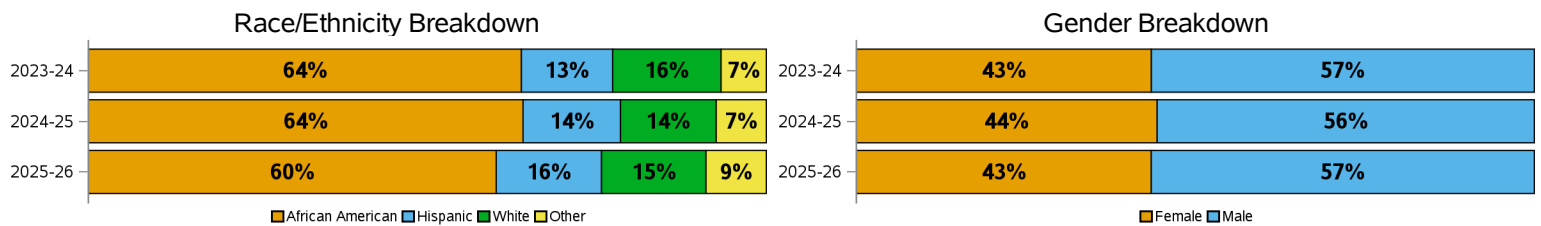
ENROLLMENT

School Year	Enrollment	06	07	08
2023-24	869	290	296	283
2024-25	744	223	259	262
2025-26	798	327	238	233



DEMOGRAPHICS

School Year	African American	Hispanic	White	Other	Female	Male	English Language	Economically Disadvantaged	Students with Disabilities
2023-24	64%	13%	16%	7%	43%	57%	6%	51%	31%
2024-25	64%	14%	14%	7%	44%	56%	8%	60%	32%
2025-26	60%	16%	15%	9%	43%	57%	9%	54%	29%



SCHOOL GRADES

2022-23	2023-24	2024-25
D	C	B

SCHOOL CLIMATE

Suspension Event % is determined by the number of total Referrals that had an Internal/Out of School event as part of the Referral.

Average Daily Attendance

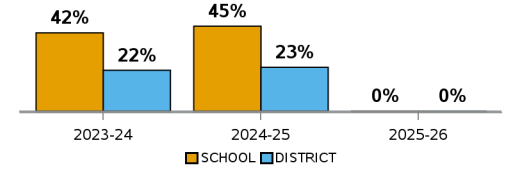
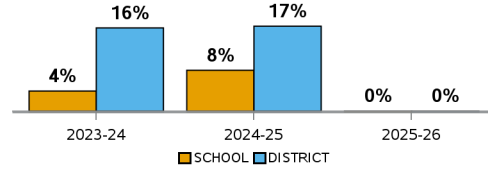
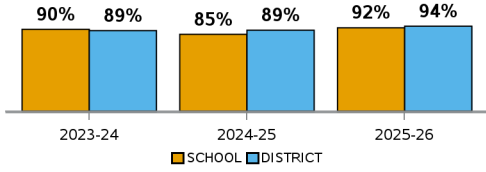
	SCHOOL	DISTRICT
2023-24	90%	89%
2024-25	85%	89%
2025-26	92%	94%

Internal Suspension Events

	SCHOOL	DISTRICT
2023-24	4%	16%
2024-25	8%	17%
2025-26	0%	0%

Out of School Suspension Events

	SCHOOL	DISTRICT
2023-24	42%	22%
2024-25	45%	23%
2025-26	0%	0%



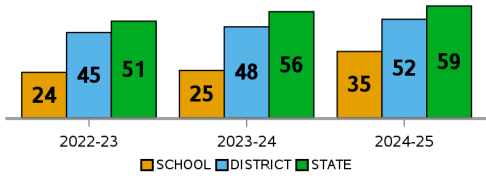
STUDENT PERFORMANCE

Achievement - Percentage of full-year enrolled students who achieved a passing score (level 3+).

Gain - Percentage of full-year enrolled students who achieved a learning gain from the prior year to the current year. No gains were reported in 2022-23.

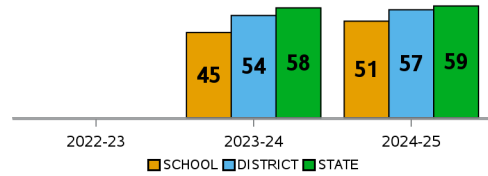
ELA Achievement

	SCHOOL	DISTRICT	STATE
2022-23	24	45	51
2023-24	25	48	56
2024-25	35	52	59



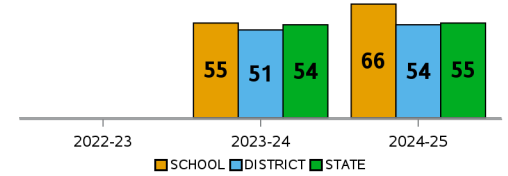
ELA Gains

	SCHOOL	DISTRICT	STATE
2023-24	45	54	58
2024-25	51	57	59



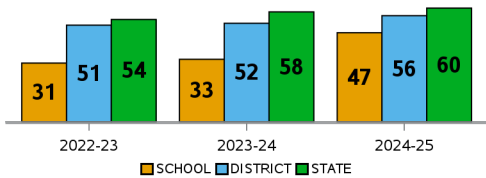
ELA Gains (Bottom Quartile)

	SCHOOL	DISTRICT	STATE
2023-24	55	51	54
2024-25	66	54	55



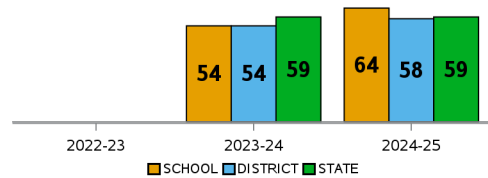
Math Achievement

	SCHOOL	DISTRICT	STATE
2022-23	31	51	54
2023-24	33	52	58
2024-25	47	56	60



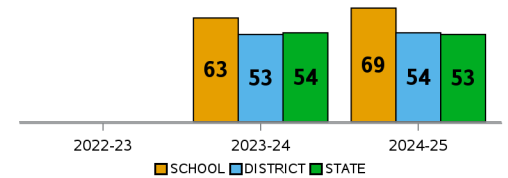
Math Gains

	SCHOOL	DISTRICT	STATE
2023-24	54	54	59
2024-25	64	58	59



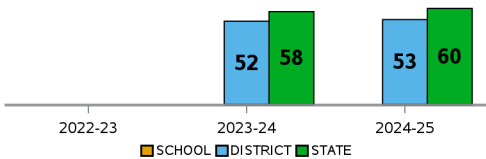
Math Gains (Bottom Quartile)

	SCHOOL	DISTRICT	STATE
2023-24	63	53	54
2024-25	69	54	53



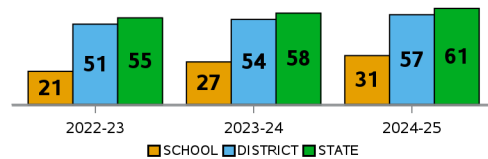
ELA Grade 03 Achievement

	DISTRICT	STATE
2023-24	52	58
2024-25	53	60



Science Achievement

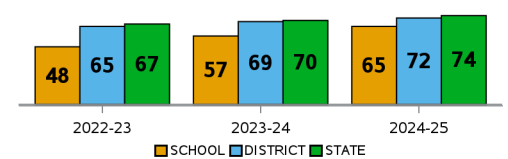
	SCHOOL	DISTRICT	STATE
2022-23	21	51	55
2023-24	27	54	58
2024-25	31	57	61



Social Studies Achievement

Only applies for Middle & High School

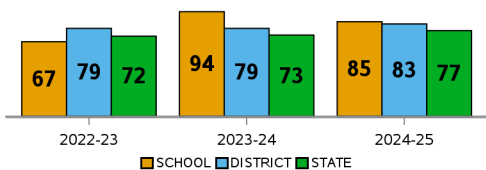
	SCHOOL	DISTRICT	STATE
2022-23	48	65	67
2023-24	57	69	70
2024-25	65	72	74



Middle-School Acceleration

This is the percentage of 8th grade students who are proficient in a High School Honors Course, or earned an Industry Certification the prior year.

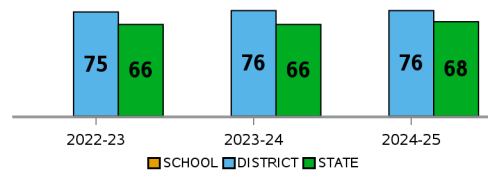
	SCHOOL	DISTRICT	STATE
2022-23	67	79	72
2023-24	94	79	73
2024-25	85	83	77



College & Career Acceleration

Percentage of graduates who earned a Dual Enrollment College Credit, an Industry Certification or passed an AP, AICE, or IB exam.

	DISTRICT	STATE
2022-23	75	66
2023-24	76	66
2024-25	76	68



Four-Year Graduation Rate

Percentage of Cohort students who graduated within 4 years.

	DISTRICT	STATE
2022-23	86	88
2023-24	87	88
2024-25	91	90

