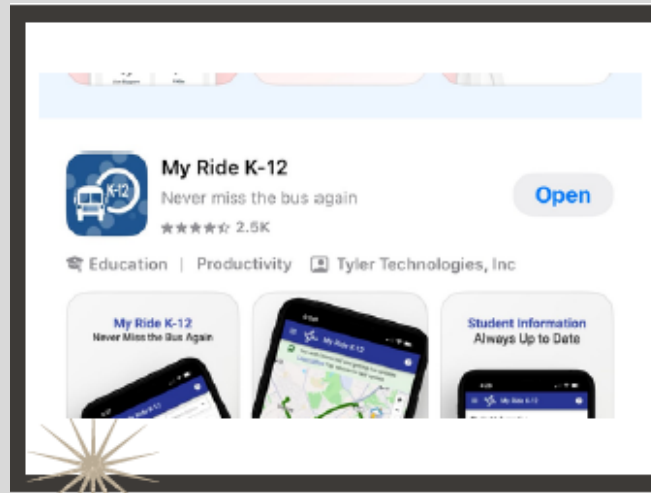


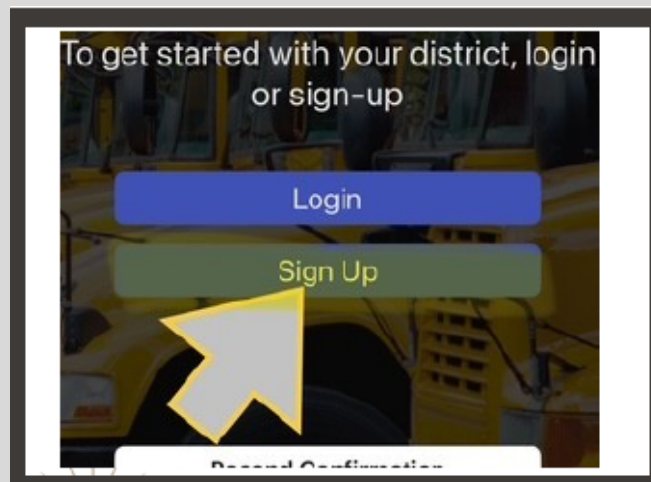
# NEW CESAR CHAVEZ TRANSPORTATION SYSTEM

1



Download the My Ride K-12 App

2



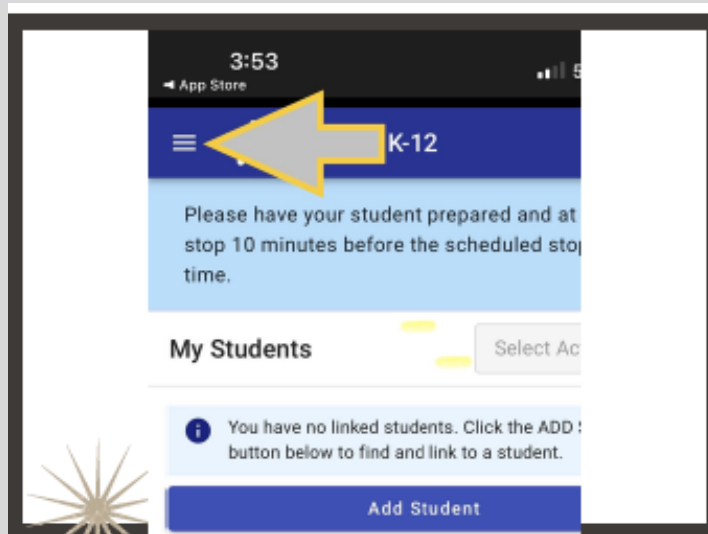
Sign up

3

A screenshot of the app's sign-up form. The form is titled 'Sign up with a new account' and features the Tyler Technologies logo at the top. The form fields include 'Email' (with a placeholder 'name@host.com'), 'Given name', 'Family name', 'Password', and a second 'Password' field for confirmation. A blue 'Sign up' button is at the bottom. Below the button, there is a link that says 'Already have an account? Sign in'.

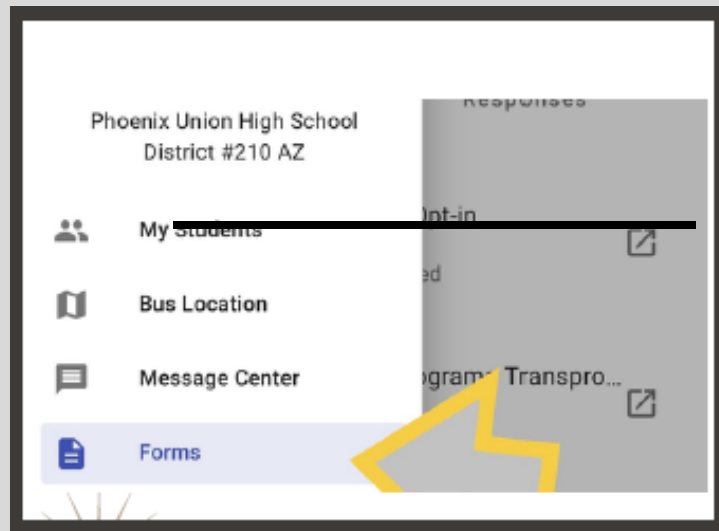
Use email and confirm

4



Click the 3 bars on the top left

5



Click FORMS

6

Arizona State statute does not mandate school bus transportation. However, Phoenix Union High School District provides this service as a courtesy to eligible students who reside within the school's attendance area and live more than a one-and-a-half-mile radius from the campus.

To ensure efficient bus routes, eligible students intending to use transportation services should complete this form.

Each individual student must complete their own bus application and will be required to scan a bus card each time they board the bus.

If you are eligible for Transportation Services, kindly fill out the form below to request school bus transportation.

Attending School \*

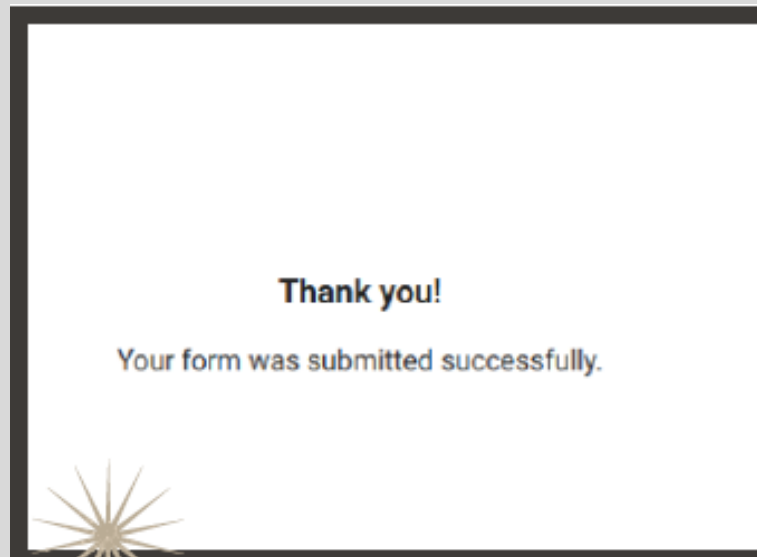
Cesar Chavez

Student Last Name \*

Student First Name \*

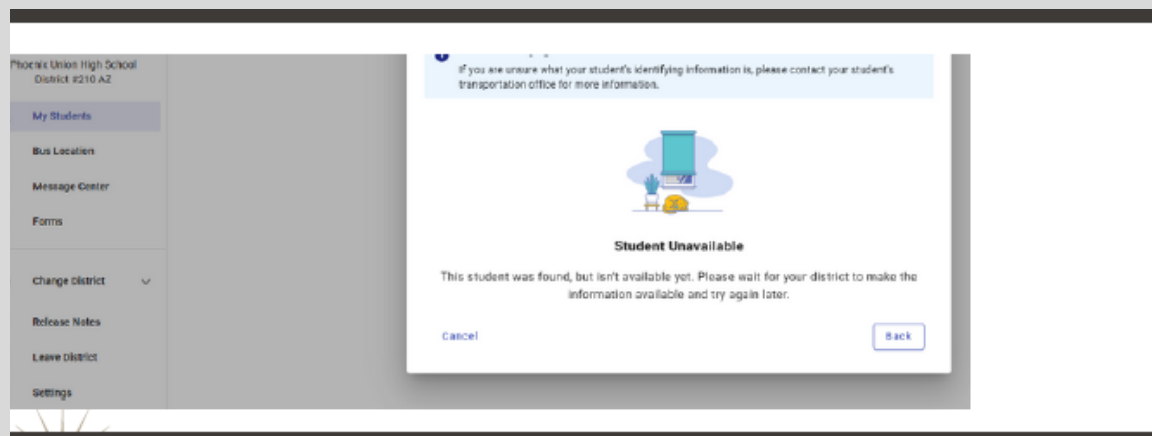
Complete the form and submit

7



You will see confirmation of your submission

8



Please note, you may not be able to see your student until Transportation populates routes.

\*Ensure that you know your student's ID number before you start the process.