

# Whiteface CISD

# 2023-2024 Annual Report

including the  
Texas Academic Performance Report (TAPR)

---

FEBRUARY 17, 2025

# Contents of the 2023-2024 Annual Report

1. 2023-24 Texas Academic Performance Report (PDF TAPR)
  - For the District and each Campus in the District
2. PEIMS Financial Standard Report (2022-23 Financial Actual Report)
  - For the District and each Campus in the District
3. 2023-24 District Accreditation Status
4. Campus Performance Objectives
5. Report on Violent or Criminal Incidents on Campuses
6. Student Performance in Postsecondary Institutions
  - For each High School Campus in the District
7. Progress Toward Board-Adopted HB 3 Goals
  - For the District and each Campus in the District
  - Early Childhood Literacy and Math
  - CCMR
8. 2023-24 TAPR Glossary

# Section 1:

## Texas Academic Performance Report (TAPR)

---

The Texas Academic Performance Report (TAPR) is compiled using PEIMS and Student Assessment Data. It provides information on:

- The performance of students in the district and each campus, disaggregated by students groups, including ethnicity and socioeconomic status.
- Information on campus and district staff
- Information about campus and district programs
- Information regarding student and staff demographics

# Access to District and Campus Texas Academic Performance Reports (TAPR)

---

The Whiteface CISD full TAPR report and each campus TAPR report are available at the following link:

<https://www.whitefaceschool.net/documents/whiteface/502655>

or on TEA's website:

[https://rptsvr1.tea.texas.gov/perfreport/tapr/tapr\\_srch.html?srch=D](https://rptsvr1.tea.texas.gov/perfreport/tapr/tapr_srch.html?srch=D)

# Whiteface CISD 2024 Accountability Ratings

---

The 2023-2024 TAPR does not include A–F ratings or Distinction Designations. The issuance of A–F ratings under 2024 rule is pending legal proceedings for all schools in Texas.

# Special Education Determination Status

---

Represents an integrated determination level status based on an evaluation of data from multiple sources, such as Results Driven Accountability, Federally Required Elements and Data Integrity

Whiteface CISD's 2024 Special Education Determination Status:

*Meets Requirements*

# TAPR: STAAR Performance & School Progress

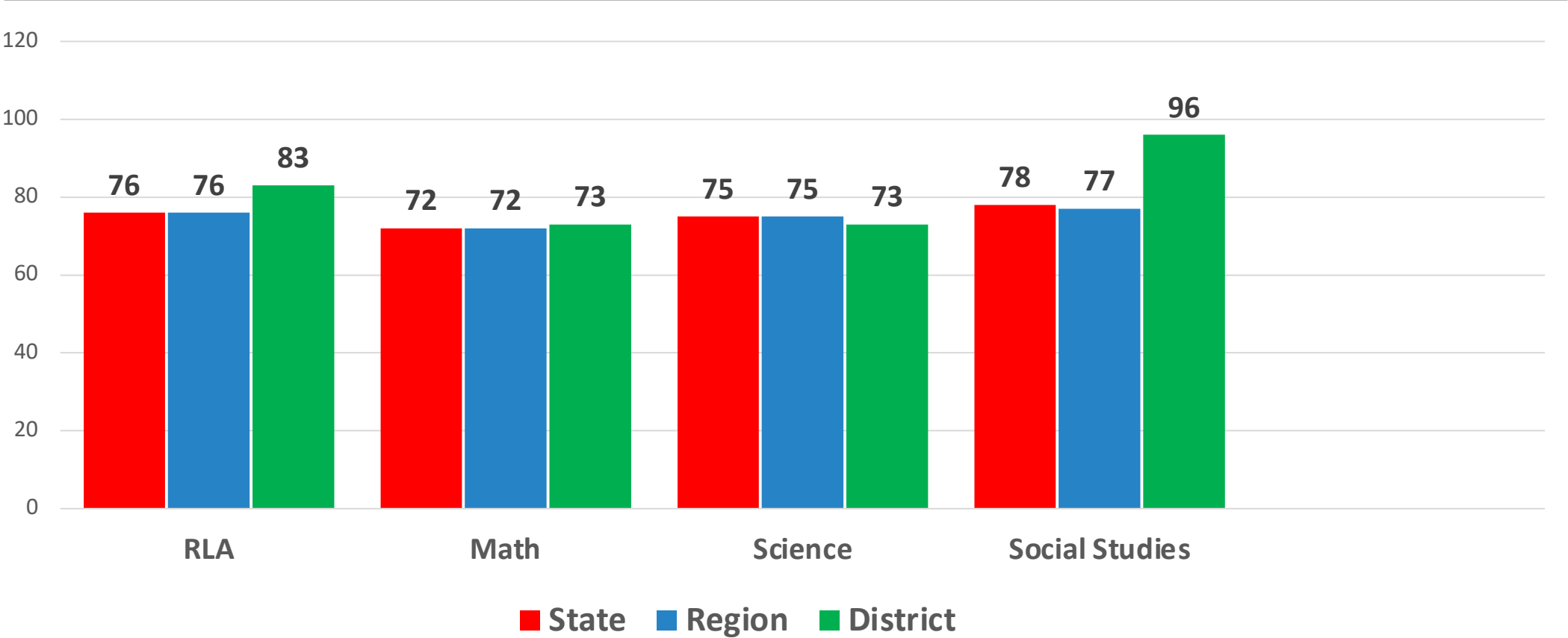
## (Reported for 2023 & 2024)

---

- All 3 Performance rates
  - Approaches Grade Level and Above
  - Meets Grade Level and Above
  - Masters Grade Level
- Reported for:
  - Each Assessment (including SAT/ACT for Accelerated Testers)
  - All Grades All Subjects
  - All Grades By Subject
  - By Enrolled Grade and EOCs at Meets Grade level or Above in Reading and Math
- School Progress
  - Annual Growth- Reported by grade and subject for RLA & Math
  - Accelerated Learning --Reported by grade and subject for RLA & Math

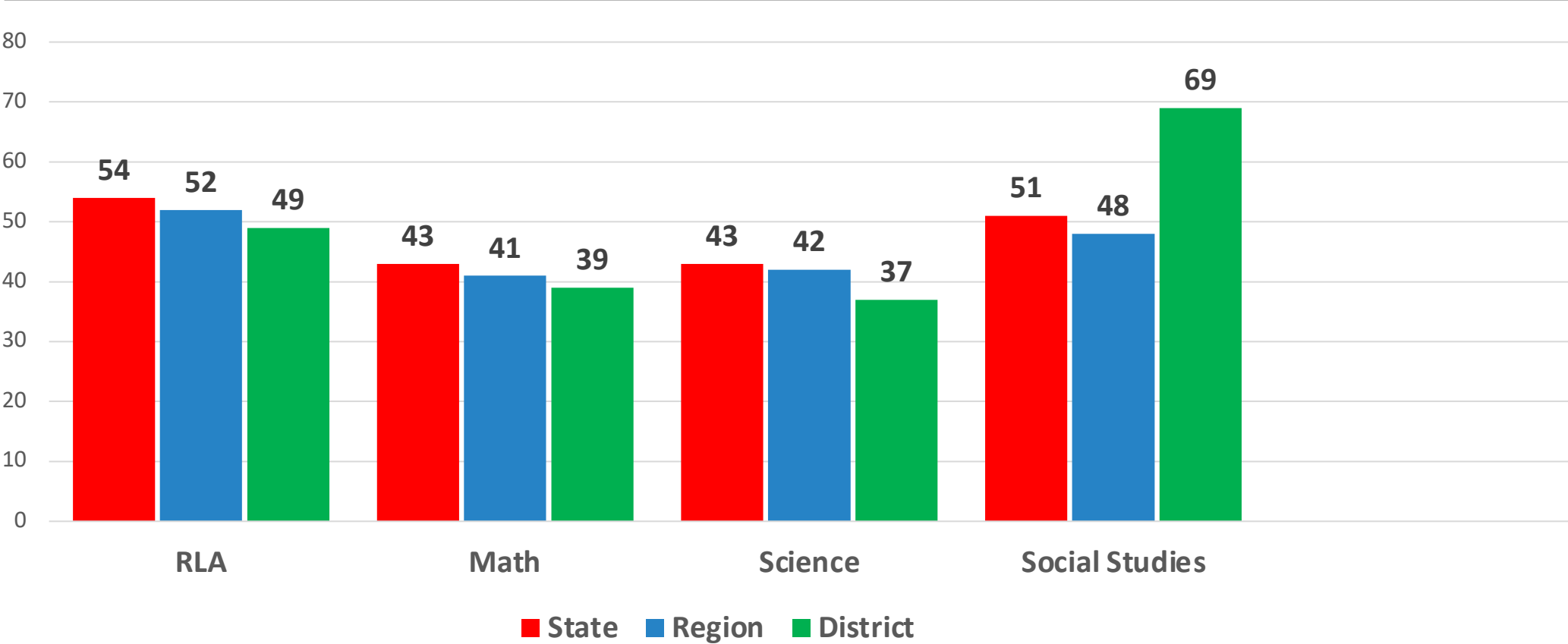
# Whiteface CISD 2024 STAAR Assessment Results

## Percent of All Students at Approaches Grade Level or Above



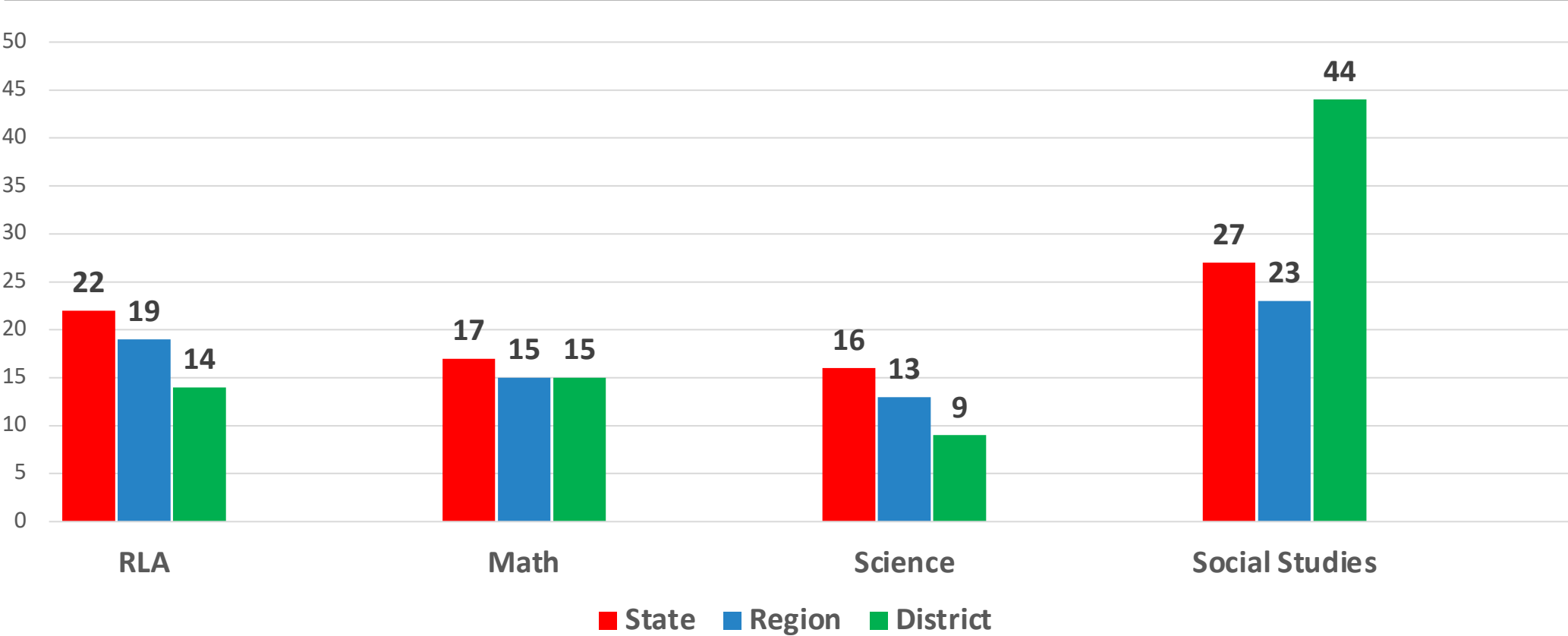
# Whiteface CISD 2024 STAAR Assessment Results

## Percent of Students at Meets Grade Level or Above

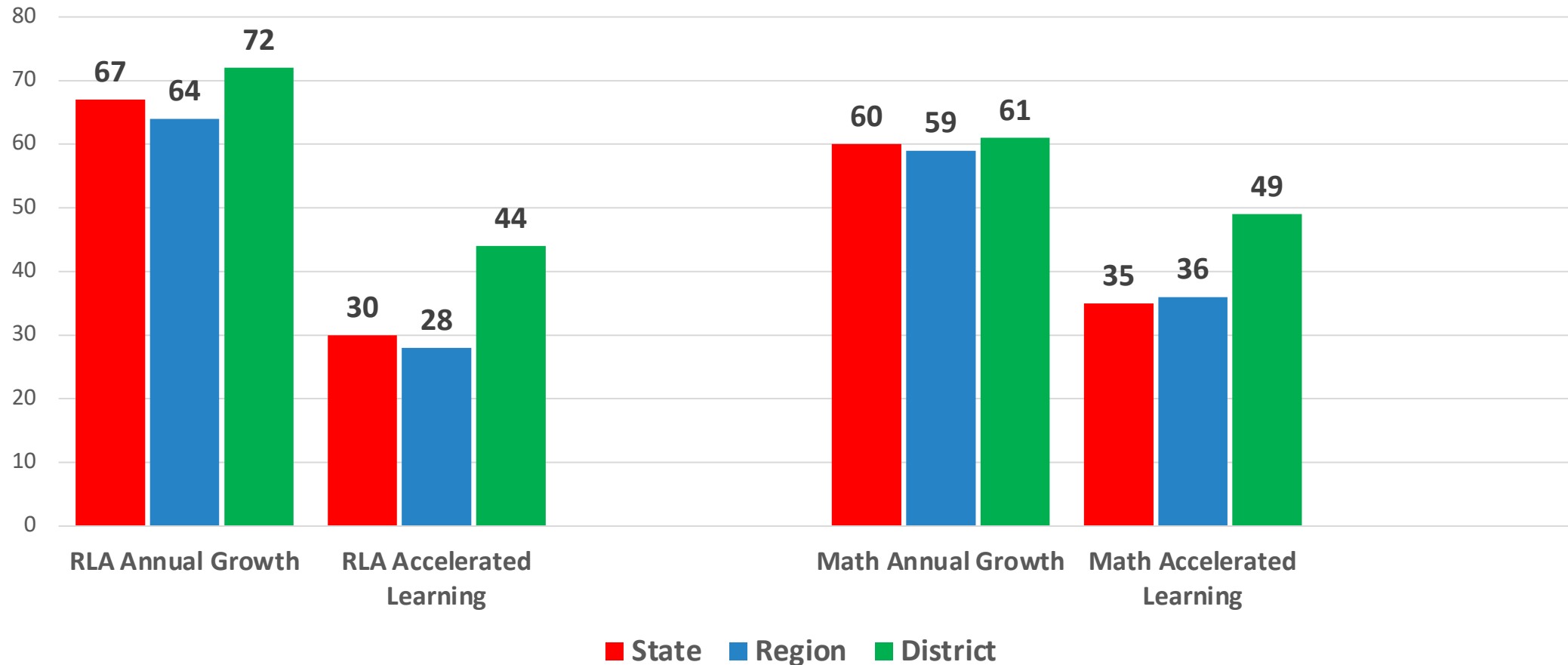


# Whiteface CISD 2024 STAAR Assessment Results

## Percent of Students at Masters Grade Level



# Whiteface CISD STAAR Assessment Results Annual Growth/Accelerated Learning



# TAPR: Attendance/Graduation Rates, Graduation Profile

---

## **Attendance, Graduation, and Dropout Rates – reported for 2022-23 and 2021-22**

- Attendance Rate
- Chronic Absenteeism
- Annual Dropout Rate (Gr. 7-8 and Gr. 9-12)
- 4-year Longitudinal Graduation Rate
- 5-year Extended Longitudinal Graduation Rate
- 6-year Extended Longitudinal Graduation Rate
- 4-Year Federal Graduation Rate without Exclusions
- Graduation Plan Rates (Longitudinal and Annual)
  - RHSP/DAP Graduates, FHSP-E Graduates, FHSP-DLA Graduates, RHSP/DAP/FHSP-E/FHSP-DLA Graduates

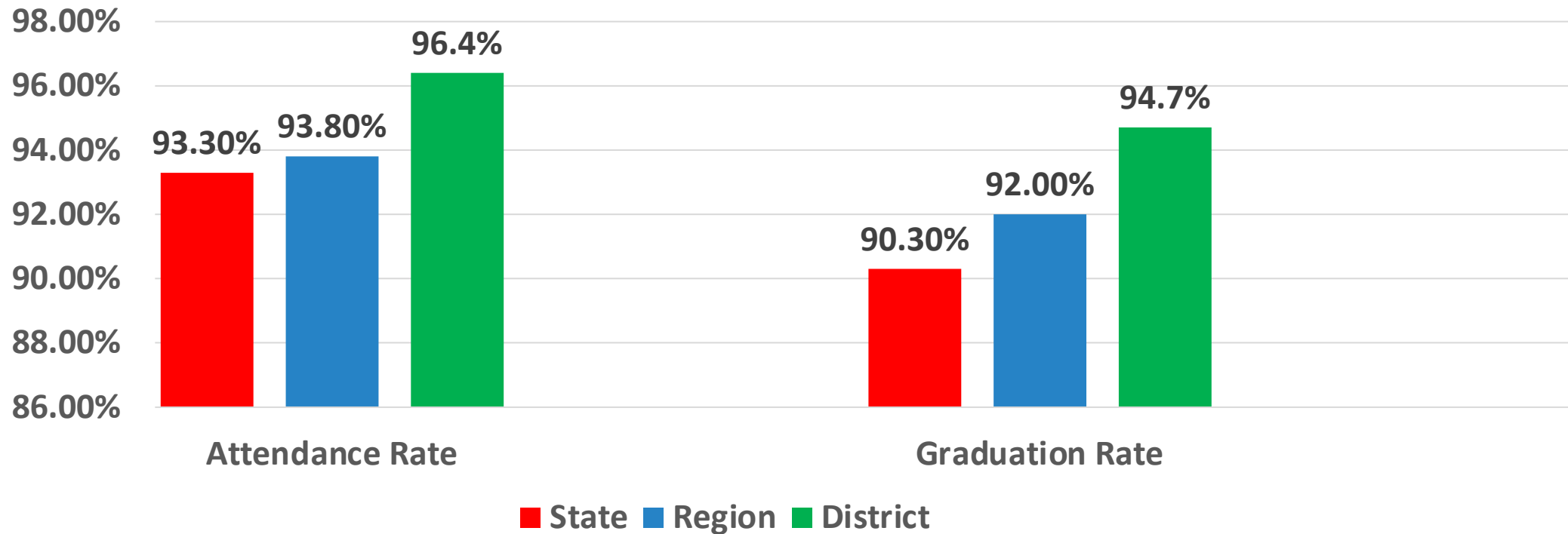
## **Graduation Profile – 2022-23 Graduates**

- Total Graduates
- By Ethnicity
- By Graduation Type
- By Program/Student Attribute (SpEd, EcoDis, EB/EL, At-Risk, CTE Completers)

# Whiteface CISD

## Attendance & Graduation Indicators

2022-2023 Graduation Data



# TAPR: College, Career and Military Readiness

---

## **College, Career and Military Readiness (CCMR) - 2022-23 and 2021-22 graduates**

- CCMR Graduates
- College Ready Graduates (overall and by specific college ready indicator)
- Career/Military Ready Graduates (overall and by specific career/military ready indicator)

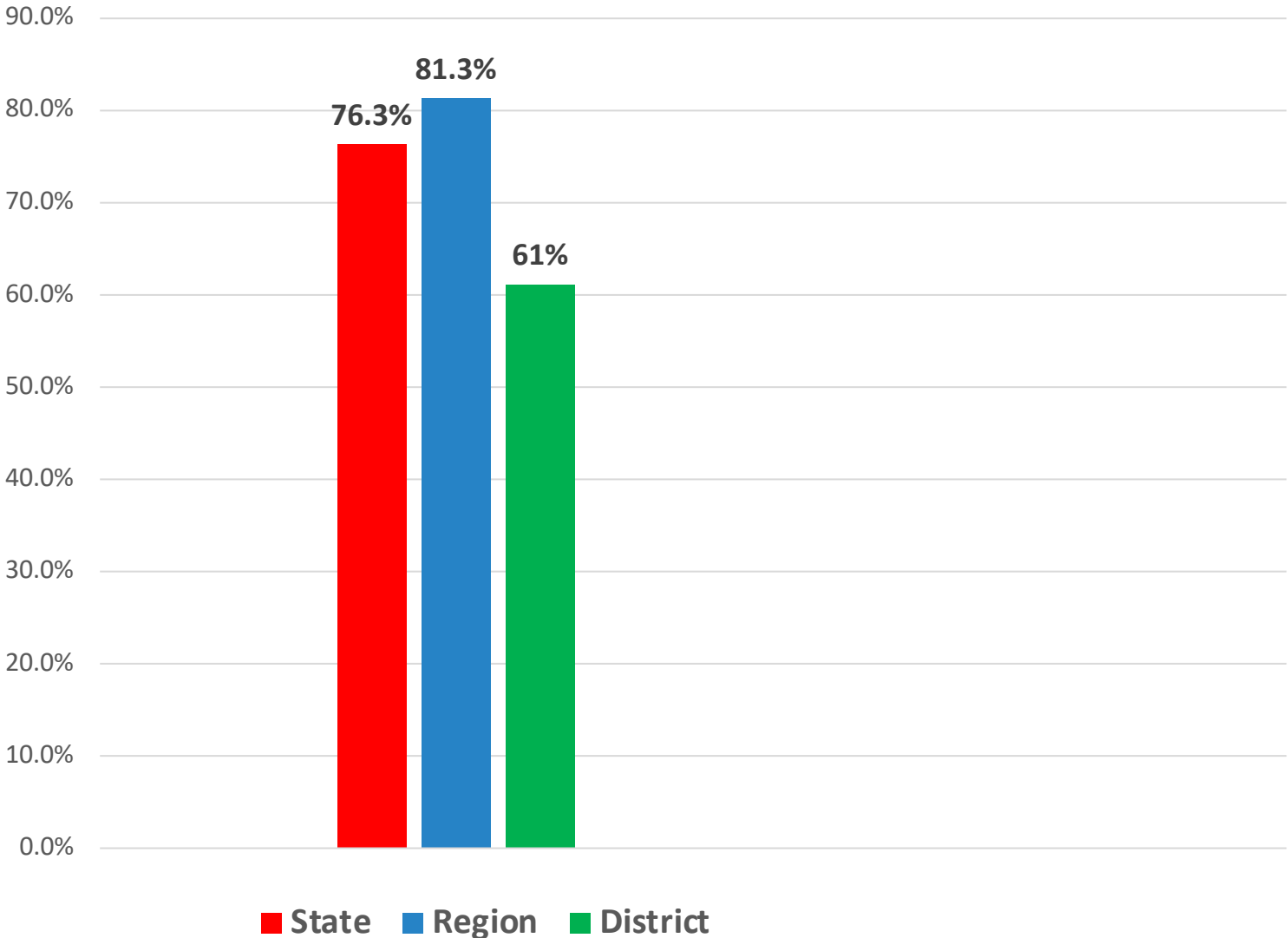
## **CCMR-Related Indicators - 2022-23 and 2021-22 graduates**

- TSIA Results
- Completed and Received Credit for College Prep Courses
- AP/IB Results
- SAT/ACT Results

## **Other Postsecondary Indicators**

- Advanced Dual-Credit Course Completion – 2022-23 and 2021-22 school years
- Graduates Enrolled in Texas Institutions of Higher Education (TX IHE) – 2021-22 and 2020-21 school years
- Graduates in TX IHE Completing One Year Without Enrollment in a Developmental Education Course – 2021-22 and 2020-21 school years

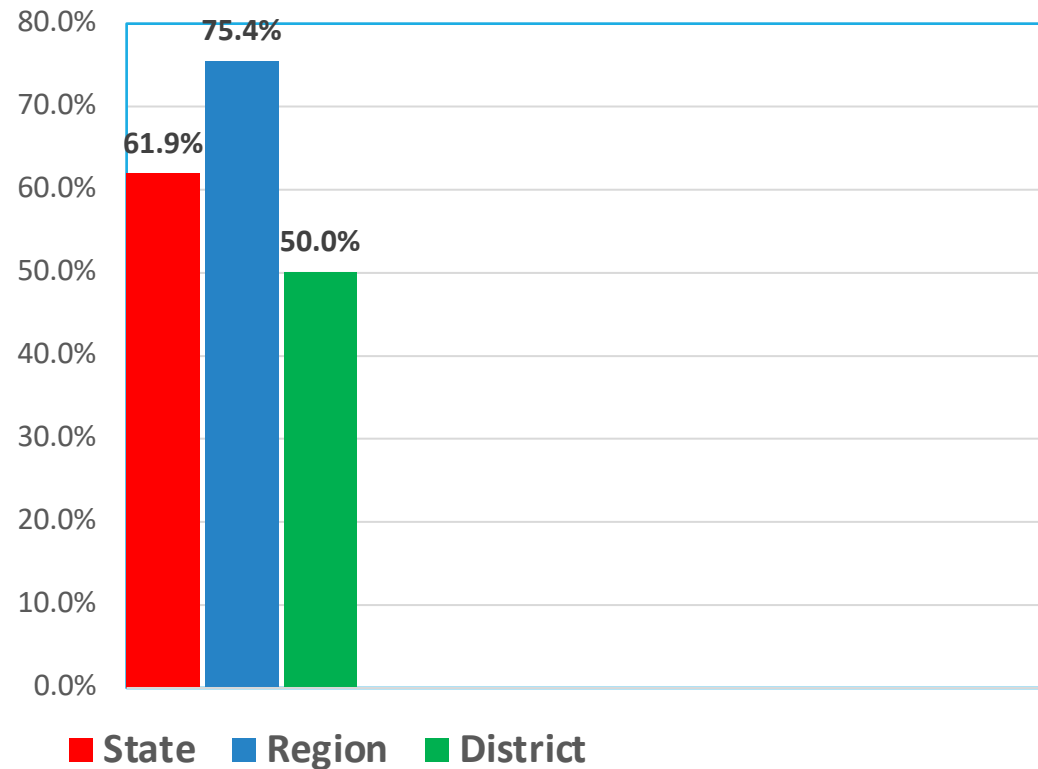
# CCMR Ready Graduates (Class of 2023)



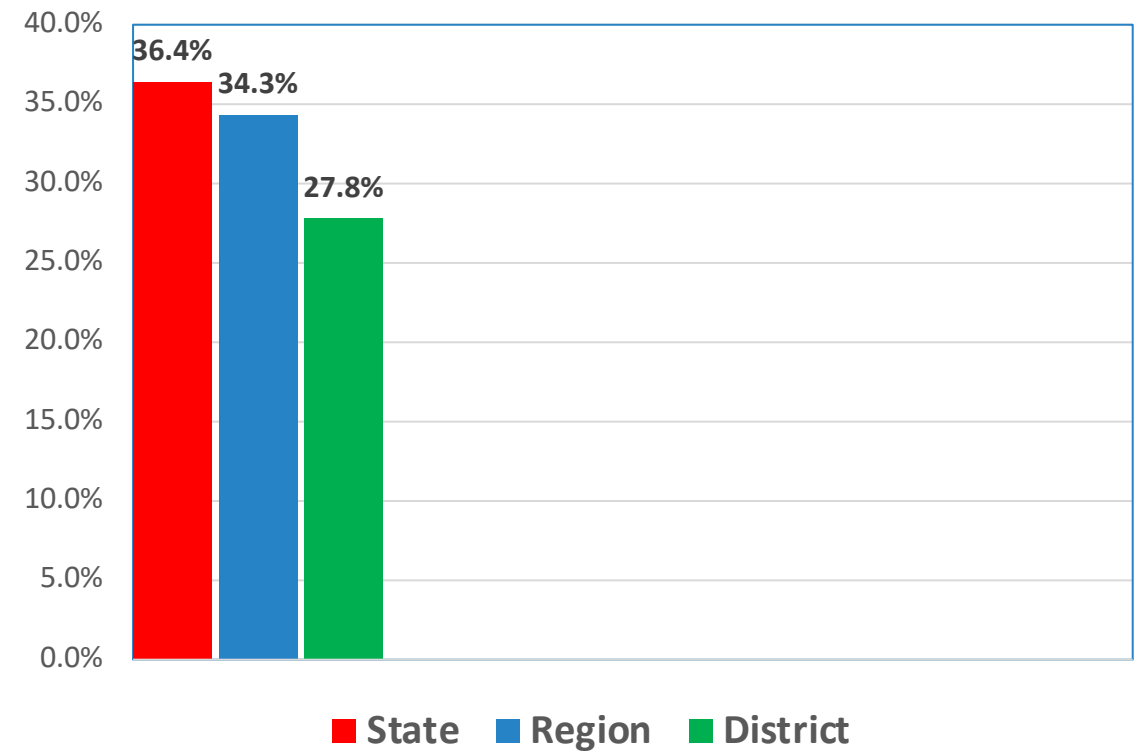
College, Career,  
& Military  
Readiness  
(CCMR)  
Related  
Indicators

# CCMR Data for Class of 2023

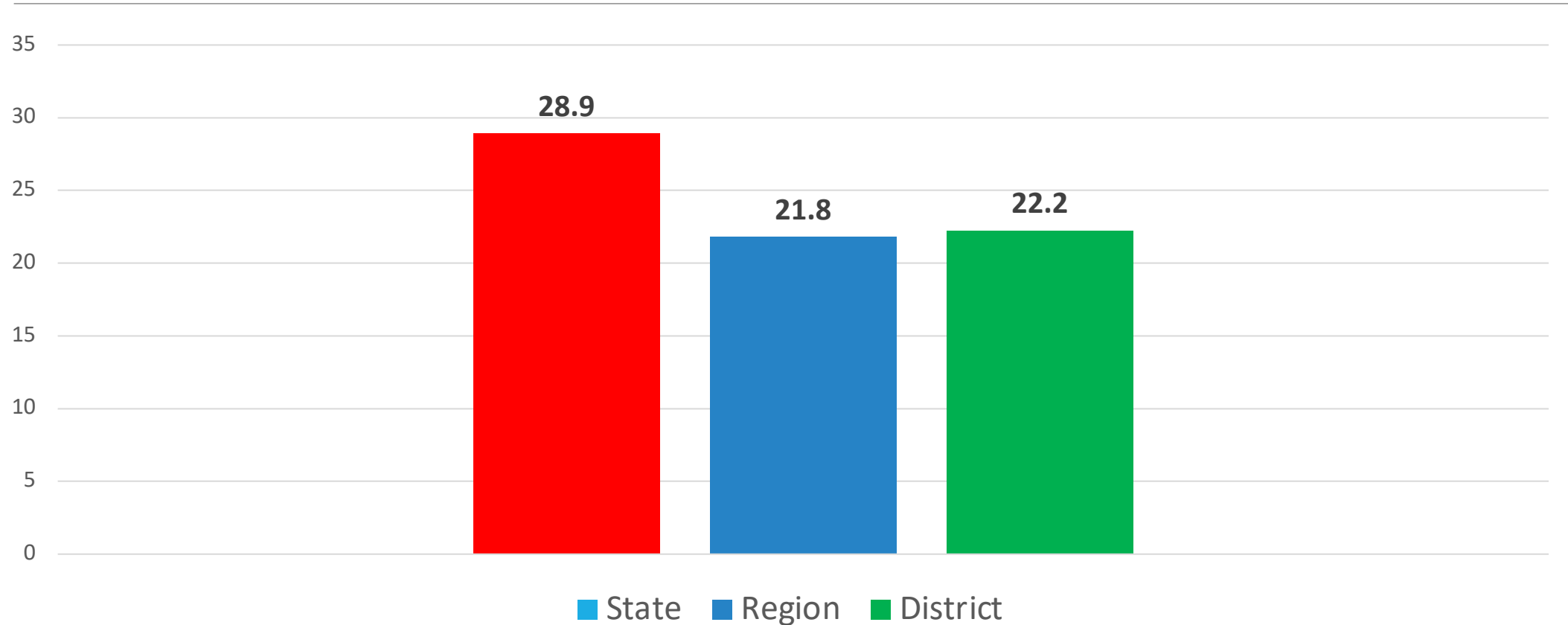
## College-Ready Graduates



## Career/Military Ready Graduates



# Percentage of Students At/Above Criterion on SAT/ACT



# TAPR: Student, Staff, & Program Information

---

## **Student Information**

- Student enrollment (including enrollment by grade level, by ethnicity, by certain student identification indicators, and students with disabilities by primary eligibility category) and other student information (including graduation information, retention rates, class size information, mobility, and student attrition)

## **Staff Information**

- Staff information (including total staff, staff by classification, teachers by ethnicity and gender, teachers by highest degree held and years of experience, experience of campus leadership, staff salary, and teacher turnover rate information)

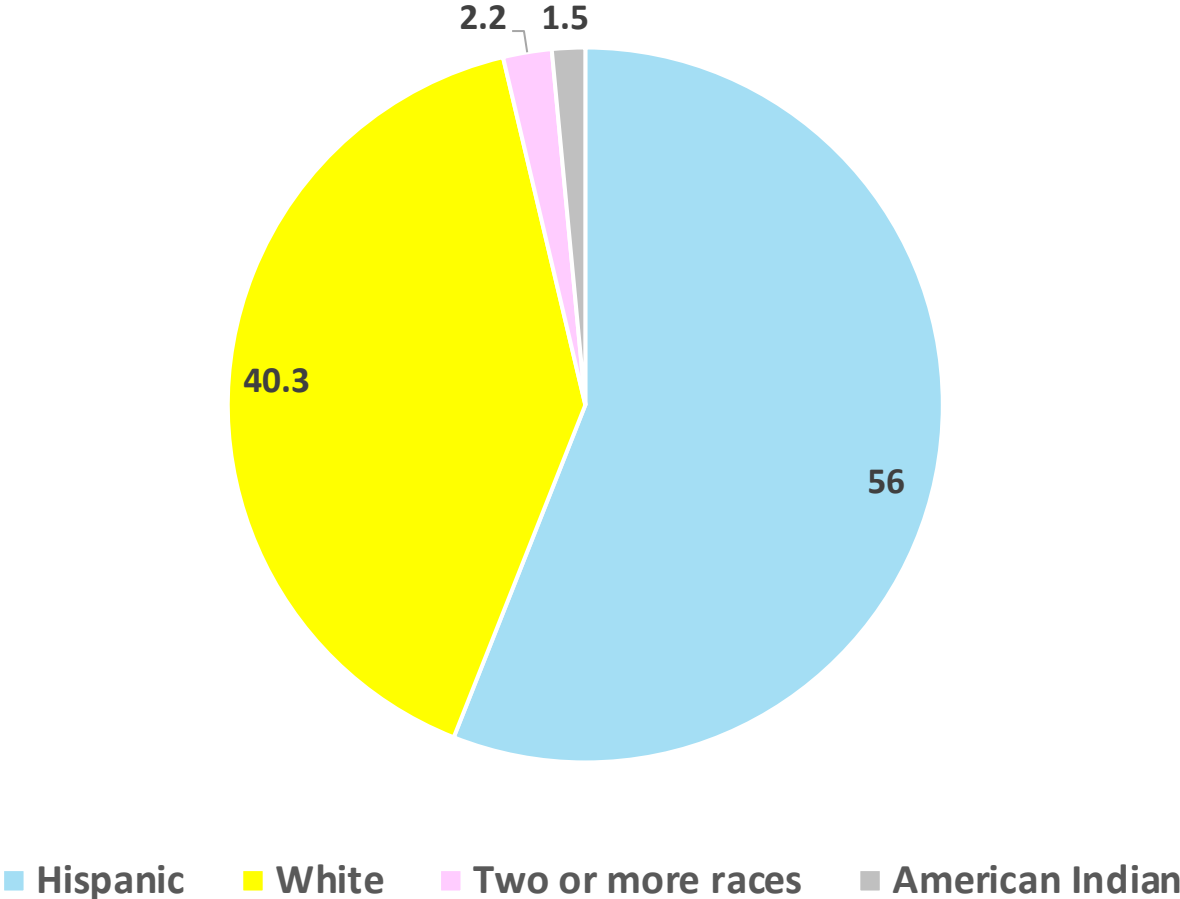
## **Program Information**

- Student Enrollment by Program
- Teachers by Program (population served)

# Whiteface CISD Student Demographic Summary

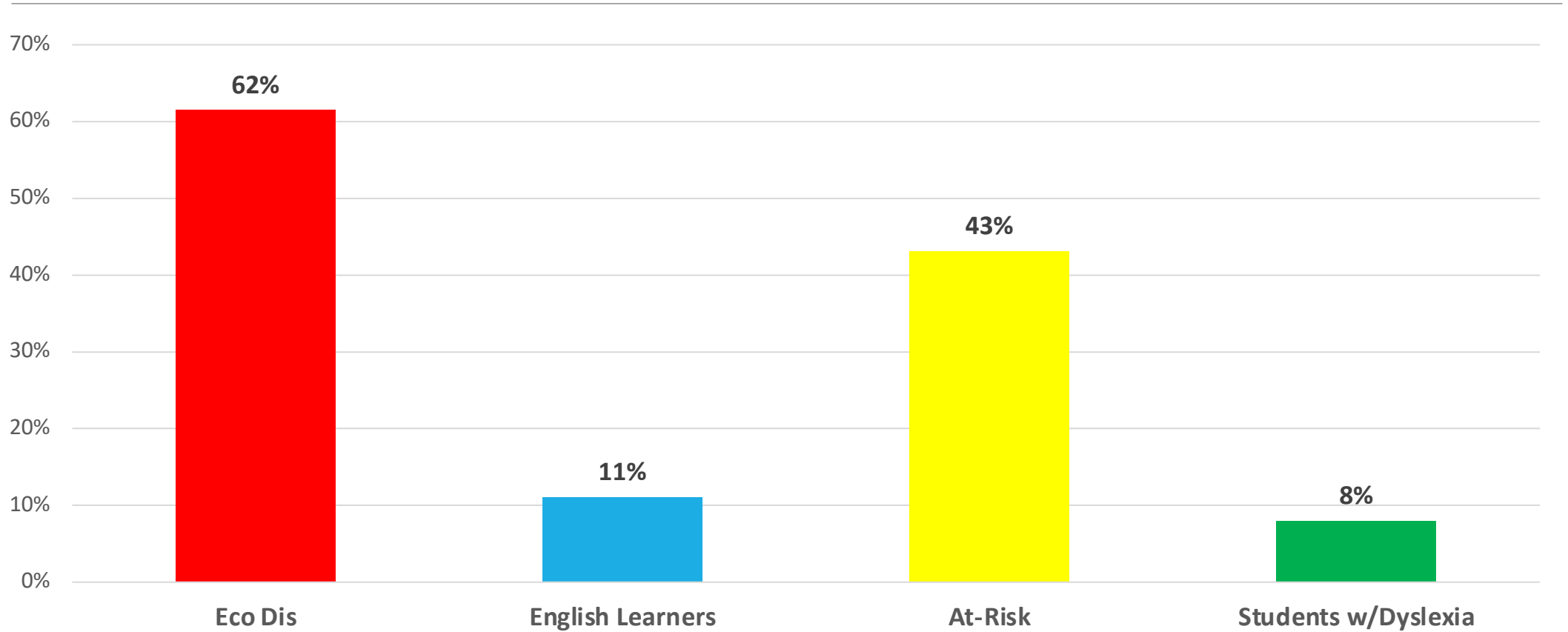
## 325 Students

---



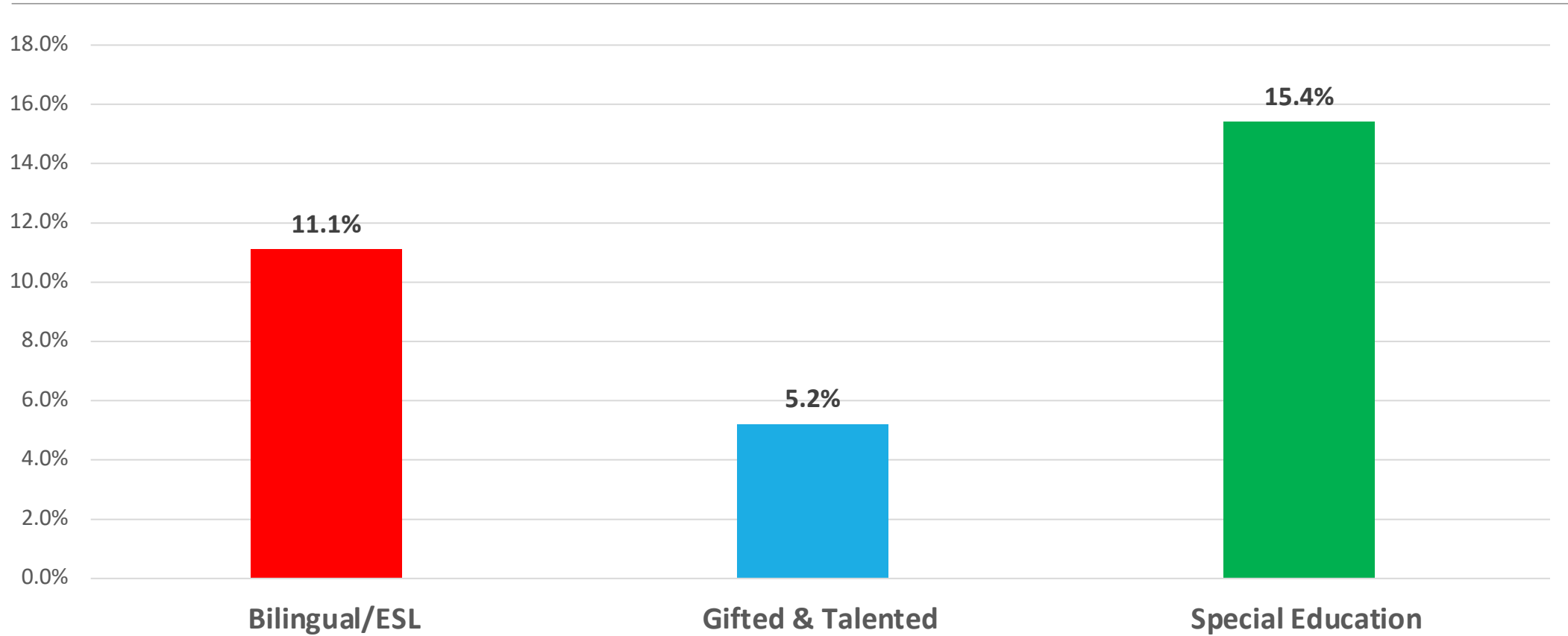
# Whiteface CISD Student Demographic Summary

## 325 Students



# Whiteface CISD Student Enrollment by Program

**325** Students



# Section 2: PEIMS Financial Standard Reports

---

## **2022-23 Actual Financial Data (District)**

- Revenues
- Expenditures
- Disbursements
- Tax Rates
- Fund Balance
- [District data report](#)

## **2022-23 Actual Financial Data (Campus)**

- Expenditures by Object
- Expenditures by Function
- Program Expenditures by Program
- [Campus data reports](#)

# Section 3: District Accreditation Status

---

Each year TEA assigns one of four accreditation statuses to each district :

1. *Accredited*
2. *Accredited-Warned*
3. *Accredited-Probation*
4. *Not Accredited-Revoked*

In assigning an accreditation status to a district, TEA considers:

- Academic accountability ratings
- Financial accountability ratings
- Data integrity
- Program-area deficiencies identified through Results Driven Accountability (RDA)

***TEA has not issued district accreditation statuses for the 2023-24 school year as the issuance of the A–F ratings under the 2023 and 2024 rules are pending and subject to change***

Whiteface CISD's 2022-23 Accreditation Status is: ***Accredited***

# Section 4: Campus Performance Objectives

---

## Campus Improvement Plans (CIPs)

- Each campus has developed and is implementing a CIP, as required by TEC §11.253
- Each CIP includes **performance objectives** (approved by the Board) that are based on data analysis and needs assessments – including data reported in annual TAPR reports
- Each campus **periodically measures progress** toward its performance objectives
- Updated CIPs for the 2023-24 school year (which show both the **objectives of each campus** and each campus's **progress toward meeting its performance objectives**) are posted on the district's website and are available for review at the district's central office or at the applicable campus
- CIPs available at [www.whitefaceschool.net](http://www.whitefaceschool.net)

# Section 5: Report on Violent/Criminal Incidents

---

- Number, rate and type of violent or criminal incidents that occurred on each campus (to the extent permitted under FERPA)  
*There were no reported violent or criminal incidents on any Whiteface CISD campus.*
- Descriptions of school violence prevention and intervention policies and procedures used to protect students **available at [www.whitefaceschool.net](http://www.whitefaceschool.net)**
- Findings from evaluations (if any) conducted under the Safe and Drug-Free Schools and Communities Act **N/A**

# Section 6: Student Performance in Postsecondary Institutions

---

TEC Section §29.306 requires each district to publish, as part of its Annual Report, a report on student performance in postsecondary institutions during the first year enrolled after graduation from high school.

The most current report is for the 2021-2022 graduates.

- Student performance is measured by the Grade Point Average (GPA) earned by 2021-2022 high school graduates who attended public 4-year and 2-year institutions of higher education in fiscal year 2022.
- For each student, the grade points and college-level semester credit hours earned by the student in Fall 2021, Spring 2022, and Summer 2022 are added together and averaged to determine the GPA.
- Data for Whiteface CISD and all other Texas districts is available at the following link:  
<http://www.txhighereddata.org/index.cfm?objectid=5BFD5120-D971-11E8-BB650050560100A9>

# Section 8: TAPR Glossary

---

The 2024 TAPR Glossary can be accessed at the following link:

<https://rptsvr1.tea.texas.gov/perfreport/tapr/2024/glossary.pdf>

# Annual Report Availability

---

Whiteface CISD's Annual Report will be available to the public within 2 weeks after this meeting on the Whiteface CISD website

A paper copy of the Annual Report are also available for review at the Whiteface CISD Administration Building, located at 401 Antelope Blvd; Whiteface, TX