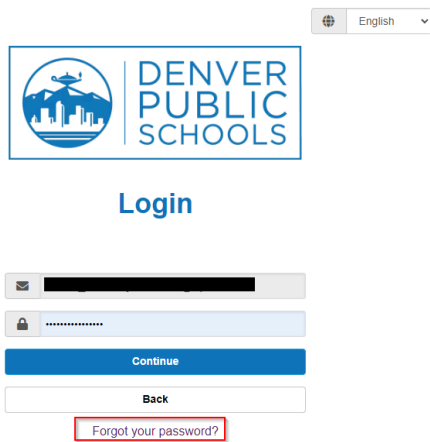


SchoolChoice Navigation for Families

Access the online SchoolChoice application through the [Choice website](#).

Current DPS families, and families not currently in DPS, can create a [Parent Account](#) in the DPS SchoolChoice system by following the steps below.

If you have an account but do not know your password, click on the **Forgot Your Password** link on the login page and a password reset email will be sent to the email address entered.



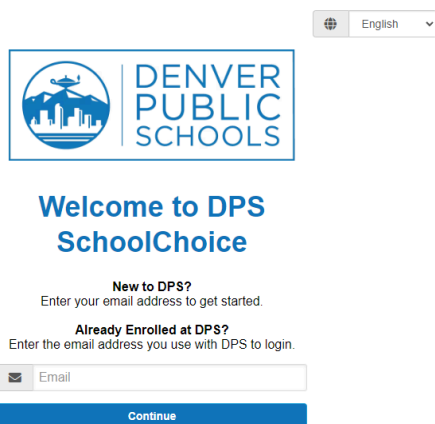
The screenshot shows the Denver Public Schools login interface. At the top right is a language dropdown menu set to 'English'. Below this is the Denver Public Schools logo. The word 'Login' is centered below the logo. There are two input fields: the first is for an email address (indicated by an envelope icon) and the second is for a password (indicated by a lock icon and masked with dots). Below these fields are two buttons: a blue 'Continue' button and a white 'Back' button. At the bottom, there is a red-bordered link that says 'Forgot your password?'.

If you do not have a Parent Portal account, you can participate in the SchoolChoice process by creating a SchoolChoice account. Follow the steps outlined below:

Note: If it is possible that your student exists in our system, you will need to work with the Office of Enrollment or with a DPS school in order to submit your application.

Creating a SchoolChoice Account

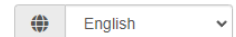
1. Enter a valid email address and click **Continue**.



The screenshot shows the 'Welcome to DPS SchoolChoice' page. At the top right is a language dropdown menu set to 'English'. Below this is the Denver Public Schools logo. The heading 'Welcome to DPS SchoolChoice' is centered. Below the heading, there are two sections: 'New to DPS?' with the instruction 'Enter your email address to get started.' and 'Already Enrolled at DPS?' with the instruction 'Enter the email address you use with DPS to login.' Below these instructions is an email input field (indicated by an envelope icon) and a blue 'Continue' button.

SchoolChoice Navigation for Families

2. If your email address is not recognized, you will receive an email from DPS SchoolChoice with the subject line **DPS SchoolChoice New User Account**. Click on the long link in the email to be taken to the site to create a password.
3. Once you have created your password, you will be taken to a **Create Account** screen where you will enter the requested information into the required fields denoted by a red line and click **Continue**.



Create Account

Please create your account by filling out the information below.

Parent/Guardian First Name

Parent/Guardian Last Name

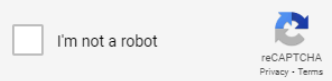
Email

daniel_radetsky+FAM@dpsk12.net

Primary Phone Number

I certify that I am the guardian of the children I add to this account and give permission to store demographic and personally identifiable information on my student(s).

☐ I agree to the **Terms of Service**.





Back

Continue

4. Enter your **Family Profile** information. If you need to change your address, you can do so on this screen. Click **Submit**.

SchoolChoice Navigation for Families

 English 

Family Profile

Parent/Guardian First Name

Rex

Parent/Guardian Last Name

Smith

Primary Phone Number

(303) 555-5555

Primary Phone Type

Mobile 

Address Information

Our information system indicates this is your current address. If this address is no longer correct, click "Change Address".

☐ I am experiencing homelessness

Address

1860 Lincoln Street
Denver, CO 80203



Apartment #

Change Address

Back

Submit

- On the **Welcome to DPS!** screen, click the **Add Student** button, then click on the button to either **Add a New Student** or **Add an Existing Student**.

 English 

New Student to DPS?

If your child has never before attended a DPS School, click below.

Add a New Student

Existing or Former Student at DPS?

If your child is a current or former DPS Student but is NOT shown on your dashboard, click below.

Add an Existing Student

Back

- To **Add a New Student**, enter the required information, then either click the **Add Another Student** button to save and enter information for another student or click the **Submit** button to proceed.

SchoolChoice Navigation for Families

Add a New DPS Student

Complete the following information if your student has never attended a DPS school. If your student currently attends or has attended a DPS school, please return to the previous page and click "Add Existing Student".


Student First Name	Student Middle Name	Student Last Name
<input type="text"/>	<input type="text"/>	<input type="text"/>
Date of Birth	This School Year (2024-2025 school year)	Next School Year (2025-2026 school year)
<input type="text" value="MM/DD/YYYY"/>	<input type="text" value="--None--"/>	<input type="text" value="--None--"/>
Gender	Your relationship to the student	
<input type="text" value="--None--"/>	<input type="text" value="--None--"/>	

Student Demographic Information

Is your student Hispanic or Latino?	Race of your student
<input type="text" value="--None--"/>	<input type="checkbox"/> American Indian or Alaska Native
	<input type="checkbox"/> Asian
	<input type="checkbox"/> Black or African American
	<input type="checkbox"/> Native Hawaiian/Other Pacific Islander
	<input type="checkbox"/> White

Back	Add Another Student	Submit
----------------------	-------------------------------------	------------------------

7. To **Add an Existing Student**, enter the required information and click **Submit**. If the student is recognized by the system, you will be taken to the next step. If the student is not recognized by the system, you will receive an error message and be prompted to verify the information entered or click **Back** and **Add a New Student**.

	English	▼
---------------------------------------------------------------------------------------	---------	---

Add An Existing DPS Student

NOTE: The information you provide must be an exact match to the information in our student information system

If your child has never attended a DPS school, please navigate to the previous page and select "Add New Student".

Student First Name	Student Last Name	
<input type="text"/>	<input type="text"/>	
Date of Birth	Gender	Student ID (Lunch Number)
<input type="text" value="MM/DD/YYYY"/>	<input type="text" value="--None--"/>	<input type="text"/>

Back	Submit
----------------------	------------------------

SchoolChoice Navigation for Families



Error:

This student does not exist in our student information system. Please go back and add them as a new student.



English

Add An Existing DPS Student

NOTE: The information you provide must be an exact match to the information in our student information system

If your child has never attended a DPS school, please navigate to the previous page and select "Add New Student".

Student First Name

David

Student Last Name

Smith

Date of Birth

05/20/2008

Gender

Male

Student ID (Lunch Number)

111111111

Back

Submit

8. Once all students have been entered, you will see each of them listed on the next screen. For each student, click on the **Take Action** button.

Welcome to DPS!

To apply to a DPS school, please click on the "Take Action" button for your student below. If you have a student new to DPS or who is otherwise not linked to your account, click the "Add Student" button. You may update your Family Profile with address and contact information at any time.

For step-by-step instructions on how to complete the SchoolChoice application for your student(s), please view the Choice and Enrollment Department's application guides [here](#).

My Students

Add Student

David Smith

Take Action

Upload Documents

2024-2025 School Year

Not Enrolled

Immediate Seat

Not Started

2025-2026 School Year

Unconfirmed

Round 1

Not Started

Debbie Smith

Take Action

Upload Documents

2024-2025 School Year

Not Enrolled

Immediate Seat

Not Started

2025-2026 School Year

Unconfirmed

Round 1

Not Started

SchoolChoice Navigation for Families

9. You will select whether you want to submit (a) application for the **CURRENT** (2024-2025) school year or (b) application for the **FUTURE** (2025-2026) school year, depending on the time of year and what applications are being accepted, and click the **Continue** button.
[Note: Only options available will be shown]

Take Action

Please select the school year for which you would like to enroll or apply.

Verify or edit applicant's grade & date of birth information below. Then select which school year you are starting or editing. If your student is an existing DPS student and the grade level information is incorrect please, contact our hotline at 720-423-3493

Student Name: David Smith

Date of Birth:

5/20/2008

This School Year (2024-2025 school year):

11

Next School Year (2025-2026 school year):

12

[Edit Information](#)

☒ **A** I want to submit my application for the **CURRENT** (2024-2025) school year.

☐ **B** I want to edit my application for the **FUTURE** (2025-2026) school year.

[Back](#)

[Continue](#)

10. On the **Take Action** screen for each student (i.e., Student Information page), select your preferred (a) **Method of Contact**. If the Email and Text option is selected, you will be required to select the (b) cell phone acknowledgement.
11. Enter additional information in the Student Information section on the lower half of the page and click Continue.

SchoolChoice Navigation for Families

Student Information

My Child Currently Attends:

5280 High School

Date of Birth

5/20/2008

My Child's Current Grade is:

10

If your student is a current DPS student and you believe their grade level information is incorrect, please call the DPS Enrollment Team at 720-423-3493.

Back

Continue

12. Enter **Additional Student Information** and click **Continue**.



English

Progress

10%

? Additional Student Information

Is your child presently under consideration or under an expulsion order from any other school district?

--None--

Is your student currently in an out-of-home (foster) placement?

--None--

Is your student eligible for free or reduced-price meals?

--None--

NOTE: Please review the [CDE guidelines](#) to determine your student's eligibility for free or reduced-price meals.

Language Information

My student mainly speaks

--None--

Back

Continue

12a. If you are taken to the **Intent To Enroll** screen it is because, based on your address, the DPS SchoolChoice system has determined the school your student is most likely wanting to attend. If the school and grade indicated are correct and you want your student to attend this school, you can select the **"I would like my student to attend this school"** option, click **Continue** and, once you have read and accepted, the pop-up notification...

SchoolChoice Navigation for Families

2025-2026 Application for David

20%

✓ SchoolChoice and Enrollment Options

DPS is a district of choice. You may choose to explore and apply for a seat in almost any school across the district.

Based on your address and enrollment history, **David** can attend **East High School** for the **2025-2026** school year in grade **12** without having to complete a SchoolChoice application. Please choose one of the following.

☒ I would like my student to attend this school.

☐ I would like to explore and apply for other DPS school options.

Back

Continue

Yes—Let's Enroll!

By selecting YES, you are confirming that your student is enrolling in this school.

Please note that the school's registration process (providing emergency contacts and required documents, etc.) must be completed prior to your student's first day of attendance.

Cancel

Yes

...enrollment for your student is complete! You will receive email confirmation of this enrollment.

12b. If you would like to submit a Choice Application to one or more schools, you can select the **"I would like to explore and apply for other DPS school options"** option, click **Continue** and, once you have read and accepted, the pop-up notification...

SchoolChoice Navigation for Families

2025-2026 Application for David

20%

✓ SchoolChoice and Enrollment Options

DPS is a district of choice. You may choose to explore and apply for a seat in almost any school across the district.

Based on your address and enrollment history, **David** can attend **East High School** for the **2025-2026** school year in grade **12** without having to complete a SchoolChoice application. Please choose one of the following.

- ☐ I would like my student to attend this school.
- ☒ I would like to explore and apply for other DPS school options.

Back

Continue

I want to submit a SchoolChoice application!

On the next screens, you will be asked to choose and rank one or more schools for your student.

If you submit an application and your student is accepted at their school of choice, they will automatically give up their spot at any other DPS school.

If your student does not get into any of their selected choice schools, they will still have a seat at the school shown on the previous screen.

Cancel

Next

...you will be taken to the **Select Your School(s)** screen.

13. Select up to 12 schools to submit applications. You can either search for schools by (a) name; (b) scroll through the list of schools available for the grade to which you are applying; (c) Your selections will appear in the Selected School/Programs window; (d) Your Neighborhood/Enrollment Zone is indicated; (e) Distances of each school to your home address are indicated; (f) Click on the Info icons for additional school information or to access each school's website. Once all desired schools are selected, click **Continue**.

SchoolChoice Navigation for Families

Progress

40%

Select Your School(s)

On this page, you will select the schools that your student is interested in attending.

David's Enrollment Application

- Below are all the schools and programs that David is eligible to apply to.
- Using the list below, please select at least one program David would like to attend for the following school year.
- If your child is planning to attend his/her zoned campus, you do not need to submit an application. You still are required to register your child in Infinite Campus when the school year registration window opens.

Selected Schools/Programs

- CEC Early College
- DCIS HS
- West High School

Search by School Name

Filter schools

- Neighborhood/Enrollment Zone School

School Name

- ☐ DS Innovation & Sustainable Design
- ☒ West High School
- ☐ Manual High School
- ☐ Girls Athletic Leadership HS (GALS)
- ☒ DCIS HS
- ☐ DSST: Cole HS
- ☐ East High School
- ☒ CEC Early College

My School Information

Neighborhood/Enrollment Zone: **East High School**

If a student does not receive a seat at any of the schools selected, they are still eligible to attend their attendance their neighborhood school.

School Name	Info	Grades	Dist	Website
<input type="checkbox"/> DS Innovation & Sustainable Design		9 - 12	0.73 mi	
<input checked="" type="checkbox"/> West High School		9 - 12	1.14 mi	
<input type="checkbox"/> Manual High School		9 - 12	1.26 mi	
<input type="checkbox"/> Girls Athletic Leadership HS (GALS)		9 - 12	1.31 mi	
<input checked="" type="checkbox"/> DCIS HS		9 - 12	1.48 mi	
<input type="checkbox"/> DSST: Cole HS		9 - 12	1.49 mi	
<input type="checkbox"/> East High School		9 - 12	1.60 mi	
<input checked="" type="checkbox"/> CEC Early College		9 - 12	2.04 mi	

Back

Continue

DS Innovation & Sustainable Design

School Description

Denver School of Innovation and Sustainable Design (DSISD) is Denver's first competency-based high school, designed to prepare students with the skills and knowledge they need to succeed in college and their careers and play meaningful roles as citizens of the 21st century. We are a high-performing district-run high school in DPS. We offer the Early College program. Our classes will prepare students for high-demand careers in science, technology, engineering and math (STEM), and business. We are a DPS CareerResidency Apprenticeship Program hub school. Our central Denver location offers numerous transportation options.

Principal Name
Dr. Evelyn Cruz

Address
840 E 14TH ST
Denver, CO 80218

Type of School
District-Managed Innovation School

School Hours

Grade Span
9-12

Extended School Day
Before School Care

Website
<http://dsisd.dpsk12.org>

14a. On the **Rank Your Selected Schools** screen, rank the schools selected on the previous screen with "1" being your most highly desired choice through your least desired choice. Rank will be determined by the order in which you click on the school names.

SchoolChoice Navigation for Families

English

Progress

60%

Rank Your Selected Schools

Please rank your selected schools in order of preference. (Rank 1 being the highest preference). If you only selected one school, select that school in Rank 1.

Please Select Your Number 1 School

- ☐ West High School
- ☐ DCIS HS
- ☐ CEC Early College

New Rankings:

- 1.
- 2.
- 3.

Undo

Re-Rank

Back

14b. (a) If you want to remove a single school from the ranked list, click the **Undo** button. (b) If you want to remove all of the schools from the ranked list (to start over), click the **Re-Rank** button. Once you are satisfied with the ranking of your selected school, click **Continue**.

English

Progress

60%

Rank Your Selected Schools

Please rank your selected schools in order of preference. (Rank 1 being the highest preference). If you only selected one school, select that school in Rank 1.

Ranking Order

New Rankings:

1. DCIS HS
2. West High School
3. CEC Early College

Undo

Re-Rank



Back

Continue

SchoolChoice Navigation for Families

15a. On the **Enrollments Priorities** screen, indicate if your child has (a) siblings attending any of the schools, (b) is the child of a staff member working at any of the schools and/or is the (c) sibling of an alumni who previously attended any of the schools.

2025-2026 Application for David

80%

Enrollment Priorities

Many DPS schools offer special enrollment priority for students who have a connection to the school (for example, a sibling attending or a parent/guardian who is a full-time staff member at the school.) For each school selected, please indicate if your student has any of these priorities.

Sibling Attending

The applicant has a sibling who currently attends the school and will also attend next school year.

☐ No connection to any of the schools below.

Child of Staff Member

The applicant has a parent or guardian who is a full-time staff member at the school.

Sibling of Alumni

The applicant has a sibling who is an alumni of the school.

Denver Center For International Studies High School

☐ My student has a sibling attending

☐ My student is the child of a full-time staff member

West High School

☐ My student has a sibling attending

☐ My student is the child of a full-time staff member

Career Education Center Early College

☐ My student has a sibling attending

☐ My student is the child of a full-time staff member

☐ My student is a sibling of an alumni of this school

Back

Continue

15b. For any option selected, additional information is required to be input. If none of the selections are applicable, select the **"No connection to any of the schools below"** box. Once complete, click **Continue**.

SchoolChoice Navigation for Families

Sibling Attending

Sibling Name

Sibling Current Grade

--None--



West High School

☐ My student has a sibling attending

☒ My student is the child of a full-time staff member

Child of Staff Member

Parent/Guardian Name

Career Education Center Early College

☐ My student has a sibling attending

☐ My student is the child of a full-time staff member

☒ My student is a sibling of an alumni of this school

Sibling of Alumni

Alumni Sibling Name

Alumni Sibling Grad Year (YYYY)

Back

Continue

SchoolChoice Navigation for Families

*****FOR ECE ONLY*****

16. On the **Early Childhood Questions** page (*see image below*), enter the required information.

Early Childhood Questions

Denver Preschool Program Application

Established in 2006 and funded through a City sales tax, Denver Preschool Program (DPP) helps to make high-quality early childhood education more affordable for all Denver 4-year-olds, and many Denver 3-year-olds. DPP partners with more than 250 preschools across Denver, investing millions each year to ensure children receive the best possible start in their education.

To qualify, families must live in the City and County of Denver, and their child must be in their final year of preschool before kindergarten at a participating DPP program. The financial support families receive is based on their income and family size, the quality of the preschool they choose, and the number of hours their child attends each week. Tuition credits are paid directly to your provider, reducing your family's monthly costs.

Race/Ethnicity

--None--

My student mainly speaks

--None--

Language Spoken at Home

--None--

17. In the **Tuition Information** section (*see image below*), indicate whether you consent to provide your household income in order to Apply for Tuition Assistance and support from the Denver Preschool Program. Once you have entered all the information, click **Continue**.

Tuition Information

Families must live in the City and County of Denver to be eligible for tuition assistance.

In order to calculate accurate tuition assistance, an income amount must be disclosed below. If you do not wish to disclose your income, you are choosing the minimum level of financial assistance. Please note you may be charged up to \$1,039.00 per month if you reside in-district.

Please navigate to [ECE Tuition Guidelines Document](#) to view tuition rates based on income.

Decline Full Tuition Credit: I do not wish to disclose my income, or I do not reside in the City and County of Denver. Please note, if you reside in the City and County, you can pay up to \$1,039.00 for tuition-based programming.

Tuition Assistance Requested: I would like to provide my household gross monthly income and have included verification documents (ECE4 applicants only). Information below required.

Consent to Provide Household Income to Apply for Tuition Assistance

--None--

--None--

Decline Full Tuition Credit

Tuition Assistance Requested

18. If you select **Tuition Assistance Requested**, you will be required to enter your Household Size, Full Name, Monthly Work Income and, if applicable, Monthly Non-Work Income. Click **Add Member** to include additional family members and their monthly work and non-work

SchoolChoice Navigation for Families

income (if their income(s) contribute to the household income). When all information has been entered, click **Continue**.

Household Income

Please fill in the boxes below with work and non-work income information for all parents/guardians in your household and attach documentation for all income in the space below. Accepted documents are listed below. Information needs to be in monthly totals.

- Work income includes wages/earnings/tips or income from self employment.
- If self-employed or do not have proof of income, you may complete an income affidavit by contacting the Office of Enrollment Services at 720.423.3493.
- Non-work income includes TANF, child support/alimony, trust income, etc.

Please note: You must upload valid documents after submitting this application to avoid paying up to \$1,039.00 per month if you reside in the City and County of Denver.

Household Size ⓘ

--None--

Members in Household Who Receive Income

Add Member

	Full Name	Monthly Work Income ⓘ	Monthly Non-Work Income ⓘ
	<input type="text"/>	<input type="text" value="\$ 0"/>	<input type="text" value="\$ 0"/>
Remove ✕	<input type="text"/>	<input type="text" value="\$ 0.00"/>	<input type="text" value="\$ 0.00"/>

19. The **Application Summary** page (*see image below*) will provide you with a synopsis of all the information entered and selections made in each of the preceding steps. You have the option to (a) print the summary. The summary will also be available any time you log back into your parent account.

Application Summary for Debbie

Almost there! Please review your application and submit at the bottom of the page.



Student & Parent/Guardian Information	
Student Name	Debbie Smith
Email	daniel_radetsky+fam@dpsk12.net
Cell Phone Number	(303) 555-5555
Method(s) of Contact	Email
My cell phone can receive text messages.	No
Date of Birth	10/3/2019
My Child's Current Grade is:	ECE3
My Child is Entering Grade:	ECE4
My Child Currently Attends:	*Other
Is your child presently under consideration or under an expulsion order from any other school district?	No
Is your student currently in an out-of-home (foster) placement?	No
Is your student eligible for free or reduced-price meals?	No
My student mainly speaks	English

SchoolChoice Navigation for Families

20. Under the **Terms And Conditions** (see image below), read the (a) Denver Preschool Program Agreement & Release Information, (b) enter your Full Name, (c) the current date, (d) indicate whether or not someone assisted you in completing the DPP application and click **Submit**.

Denver Preschool Program Agreement & Release Information A

All parents/guardians need to read and sign below:

I declare that the information reported is true, correct, and complete. I agree to provide, if requested, any necessary documentation to support the information reported.

I authorize the Denver Preschool Program (DPP) to release any information in the Application to DPP partner agencies including the Colorado Child Care Assistance Program, Denver Department of Human Services, Colorado Preschool Program (CPP), Head Start, and Denver Public Schools for the purpose of record keeping and audits. I release DPP from any and all liability arising from the release, review or copying of such information. DPP may require other information in the event of an audit.

This Agreement is entered into by the DPP and the following-named parent or guardian ("Parent") in accordance with the application filled out by the parent/guardian on the date below. The following are the basic terms of the Agreement:

- Parent agrees to participate and to allow their DPP-enrolled child to participate in DPP evaluation. The program evaluation will provide information on how the program is working through interviews, observations and small groups. The information will only be shared with DPP consultants unless DPP and the Parent give approval for sharing information with others.
- We will never sell or rent your personal information to third parties for their use without your consent. We may however use your personal information for Denver Preschool Program purposes.
- Parent understands the importance of the child being in attendance in preschool whenever the preschool is in session and agrees to notify the provider if the child is going to be absent and the reason for the absence when appropriate.
- It is the responsibility of the Parent to comply with the rules and regulations of the provider and DPP, including those relating to absences.
- Parent understands that the DPP can terminate the tuition credit if the Parent or child fails to comply with these rules and regulations.
- Parent understands that the tuition credit is determined in accordance with a DPP-approved formula that takes into account parental/guardian income, family size, and the quality rating of the provider - and is dependent upon the annual funding to DPP by the City and County of Denver.

If Parent has questions about the tuition credit or other issues related to this agreement, Parent should contact DPP at 303.595.4DPP(4377) or visit dpp.org.



B	C
Parent/Guardian Full Name	Parent/Guardian Signature Date
<input type="text"/>	<input type="text"/>
	[9/20/2023]
D	
Did someone assist you in completing the DPP Application?	
<input type="text" value="--None--"/>	

[Back](#)

[Submit](#)

21. The **Application Summary** for your student will provide you with a synopsis of all the information entered and selections made in each of the preceding steps. You have the option to (a) print the summary. The summary will also be available any time you log back into your parent account.

SchoolChoice Navigation for Families

 English 

Progress

100%

Application Summary for David

Almost there! Please review your application and submit at the bottom of the page.



 Print

Student & Parent/Guardian Information	
Student Name	David Smith
Email	daniel_radetsky+fam@dpsk12.net
Cell Phone Number	(303) 555-5555
Method(s) of Contact	Email
My cell phone can receive text messages.	No
Date of Birth	5/20/2008
My Child's Current Grade is:	10
My Child is Entering Grade:	11
My Child Currently Attends:	*Other
Is your child presently under consideration or under an expulsion order from any other school district?	No
Is your student currently in an out-of-home (foster) placement?	No
Is your student eligible for free or reduced-price meals?	No
My student mainly speaks	English

Selected Schools	
Rank	School Name
1	DCIS HS
2	West High School
3	CEC Early College

22. Read the (a) **Terms And Conditions**, (b) select the box acknowledging your acceptance, (c) enter your signature and click **Submit**.

SchoolChoice Navigation for Families

Terms And Conditions A

You must be the student's legal guardian to fill out a SchoolChoice application. Please click [here](#) to view the Parent/Guardian SchoolChoice Agreement.

By checking "Yes," I acknowledge that I am the student's legal guardian and have read the [SchoolChoice Agreement](#). *

If you are applying for ECE4, you will also need to apply to the Universal Preschool (UPK) Colorado application [here](#). If you are applying for an ECE4 Student, your student will not match to a school unless you complete the UPK application.

Parent/Guardian Consent: By clicking "Submit" on the next confirmation page, you declare that the address of the student given in the application is the true and correct primary residence of the student, and the school will be informed of any changes in address which subsequently occur.

Additionally, you declare that the information in the application is true and correct to the best of your knowledge.

If your student is assigned to a school other than his/her neighborhood boundary or zone school or the school he/she was previously assigned, that new school becomes his/her right-to-attend school. You therefore forfeit your student's guaranteed seat (kindergarten-12th grades only, as there are no guaranteed seats for ECE students) at his/her boundary or zone school or current right-to-attend school.

B ☐ **Accepted Terms And Conditions**

Signature: C
Parent First Name

Parent Last Name

[Back](#)

[Submit](#)

Application for your student is complete! You will receive email confirmation of the application(s) submitted.

23. On the **Document Upload Screen**, (a) Upload and (b) Submit required documents (Proof of Age, Proof of Address and (if applicable) High School Transcript for each student. There is also a section via which you can upload Additional Documents (e.g., paystubs, etc.).

SchoolChoice Navigation for Families

Document Upload

To upload a document, click 'Choose File'. Once the document is uploaded, it can be changed by clicking 'Update File' and uploading the new document.

To submit any uploaded documents for a particular student, click the 'Submit' button at the bottom of their tile. Once a document is submitted, **it may not be deleted or edited.**

David's Documents

✕ Proof of Age ⓘ

No file selected

Status: Optional - Not Uploaded

A

Upload File

Download

✕ Proof of Address ⓘ

No file selected

Status: Optional - Not Uploaded

A

Upload File

Download

✕ High School Transcript ⓘ

No file selected

Status: Optional - Not Uploaded

A

Upload File

Download

Additional Documents

B

Submit David's Documents

Debbie's Documents

✕ Proof of Age ⓘ

No file selected

Status: Required - Not Uploaded

A

Upload File

Download

✕ Proof of Address ⓘ

No file selected

Status: Required - Not Uploaded

A

Upload File

Download

Additional Documents

B

Submit Debbie's Documents

24. Click **Home** to return to the main screen of your parent account.

SchoolChoice Navigation for Families

[HOME](#)[UPDATE FAMILY PROFILE](#)[DOCUMENT UPLOAD](#)[VIEW RESULTS](#)[LOGOUT](#)

You have successfully submitted an application for David Smith. Please review the document upload process.

English

Document Upload

To upload a document, click 'Choose File'. Once the document is uploaded, it can be changed by clicking 'Update File' and uploading the new document.

To submit any uploaded documents for a particular student, click the 'Submit' button at the bottom of their tile. Once a document is submitted, **it may not be deleted or edited.**

David's Documents

✕ Proof of Age ⓘ

No file selected

Status: Optional - Not Uploaded

Upload File

Download

✕ Proof of Address ⓘ

No file selected

Status: Optional - Not Uploaded

Upload File

Download

✕ High School Transcript ⓘ

No file selected

Status: Optional - Not Uploaded

Upload File

Download

Additional Documents

Submit David's Documents

25. From this screen, you can (a) Update Family Profile information, (b) Upload Required Documents, if you did not do so in step 16, (c) view your students' Application Summary information, (d and e) view statuses/results of each application submitted and (f) take additional action (edit existing/previously submitted applications, submit new applications).

SchoolChoice Navigation for Families

HOME UPDATE FAMILY PROFILE DOCUMENT UPLOAD VIEW RESULTS

A

B

E

Welcome to DPS!

To apply to a DPS school, please click on the "Take Action" button for your student below. If you have a student new to DPS or who is otherwise not linked to your account, click the "Add Student" button. You may update your Family Profile with address and contact information at any time.

For step-by-step instructions on how to complete the SchoolChoice application for your student(s), please view the Choice and Enrollment Department's application guides [here](#).

My Students

Add Student

David Smith	Debbie Smith
<div><div>F</div><div>Take Action</div></div> <div><div>View Results</div><div>E</div></div> <div>Upload Documents</div>	<div><div>Take Action</div></div> <div>Upload Documents</div>
<div>2024-2025 School Year</div> <div> Not Enrolled</div> <div>Immediate Seat</div> <div> Not Started</div> <div>D</div>	<div>2024-2025 School Year</div> <div> Not Enrolled</div> <div>Immediate Seat</div> <div> Not Started</div>
<div>2025-2026 School Year</div> <div> Unconfirmed</div> <div>Round 1</div> <div> Results Available</div> <div> View Summary</div> <div>C</div>	<div>2025-2026 School Year</div> <div> Unconfirmed</div> <div>Round 1</div> <div> In Progress</div>

26. View results (line E above) will take you to the **SchoolChoice Results** screen, where you will see the status of each of the applications submitted.

Round 1 of SchoolChoice

- Applications will be accepted based on a combination of the ranking you apply to each of your applications and lottery results.

Round 2 of SchoolChoice

- If you accept an offer from a school that you ranked more highly than others, the lower ranked schools' applications will be automatically canceled.
- If you accept an offer from a school that you ranked lower than others, you will be given the option to either remain on the waitlist for the more highly ranked schools or be removed from the waitlist.

SchoolChoice Navigation for Families

SchoolChoice Results

David Smith

School In 2024-2025: **Not Enrolled**
School In 2025-2026: **Unconfirmed**

2025-2026 - Round 1 - Grade 12

Denver Center For International Studies High School (Rank 1)

i Status: Offer Extended

Accept Offer

Decline Offer

West High School (Rank 2)

i Status: Waitlisted

Position: 1

Remove from Waitlist

CEC Early College (Rank 3)

i Status: Offer Extended

Accept Offer

Decline Offer

Debbie Smith

School In 2024-2025: **Not Enrolled**
School In 2025-2026: **Unconfirmed**

This student has not applied for any schools.

Back