



## WICOMICO COUNTY BOARD OF EDUCATION FY 2024 - 2025 ..... Fast Financial Facts

Unrestricted Budget  
Restricted Budget  
TOTAL

CONSOLIDATED CURRENT EXPENSE BUDGET			
Restated Budgets 2023-24	Approved Budgets 2024-25	Increase(Decrease)	
		\$	%
\$ 249,948,032	\$ 256,827,186	\$ 6,879,154	2.75%
\$ 71,010,961	\$ 25,156,745	\$ (45,854,216)	-64.57%
<u>\$ 320,958,993</u>	<u>\$ 281,983,931</u>	<u>\$ (38,975,062)</u>	-12.14%

Local Government  
Local - Disparity Grant  
State Government  
Federal Government  
Other (incl. prior yr fund balance)

SOURCES OF OPERATING REVENUES			
2023-24	2024-25	Increase/(Decrease)	
\$ 49,935,024	\$ 51,636,953	\$ 1,701,929	3.41%
\$ -	\$ -	\$ -	0.00%
\$ 192,431,981	\$ 202,297,520	\$ 9,865,539	5.13%
\$ 66,157,996	\$ 16,250,797	\$ (49,907,199)	-75.44%
<u>\$ 12,433,992</u>	<u>\$ 11,798,661</u>	<u>\$ (635,331)</u>	-5.11%
<u>\$ 320,958,993</u>	<u>\$ 281,983,931</u>	<u>\$ (38,975,062)</u>	-12.14%

Salaries & Wages  
Contracted Services  
Supplies/Materials  
Other Chgs (incl. Fixed Chgs)  
Equipment  
Transfers

USES OF OPERATING EXPENDITURES			
2023-24	2024-25	Increase/(Decrease)	
\$ 172,684,941	\$ 177,602,754	\$ 4,917,813	2.85%
\$ 30,801,032	\$ 21,849,696	\$ (8,951,336)	-29.06%
\$ 12,217,616	\$ 8,839,282	\$ (3,378,334)	-27.65%
\$ 65,317,650	\$ 64,839,112	\$ (478,538)	-0.73%
\$ 37,202,418	\$ 6,043,499	\$ (31,158,919)	-83.76%
<u>\$ 2,735,336</u>	<u>\$ 2,809,588</u>	<u>\$ 74,252</u>	2.71%
<u>\$ 320,958,993</u>	<u>\$ 281,983,931</u>	<u>\$ (38,975,062)</u>	-12.14%

Administration  
Mid-level Admin  
Instructional Salaries  
Supplies/Other Instr Costs  
Special Education  
Student Transportation  
Operation/Maintenance  
Fixed Charges  
Capital Outlay  
Other\*

\$ 7,669,870	\$ 7,539,568	\$ (130,302)	-1.70%
\$ 16,867,423	\$ 18,245,198	\$ 1,377,775	8.17%
\$ 105,369,071	\$ 107,830,988	\$ 2,461,917	2.34%
\$ 24,145,271	\$ 10,412,220	\$ (13,733,051)	-56.88%
\$ 25,942,680	\$ 26,539,908	\$ 597,228	2.30%
\$ 10,071,485	\$ 11,087,008	\$ 1,015,523	10.08%
\$ 53,597,864	\$ 23,617,607	\$ (29,980,257)	-55.94%
\$ 58,478,465	\$ 57,269,477	\$ (1,208,988)	-2.07%
\$ 7,604,519	\$ 8,377,057	\$ 772,538	10.16%
<u>\$ 11,212,345</u>	<u>\$ 11,064,900</u>	<u>\$ (147,445)</u>	-1.32%
<u>\$ 320,958,993</u>	<u>\$ 281,983,931</u>	<u>\$ (38,975,062)</u>	-12.14%

### Enrollment (PreK - 12 incl Evening HS)

- September, 2021..... 14,664  
- September, 2022..... 14,900

### Personnel (FTE)

- FY 2024 Approved full time equivalent positions..... 2,512.70  
- FY 2025 Approved full time equivalent positions..... 2,586.50  
*(does not include teacher substitutes)*

### Teacher Salary Data: (per MSDE October, 2023)

- Bachelor Degree, SPC Step 1:  

Wicomico County.....	\$ 54,094
Eastern Shore County Avg.....	\$ 54,439
Maryland State Average .....	

- Master's Degree, Step 10:  

Wicomico County.....	\$ 71,616
Eastern Shore County Avg.....	\$ 62,702
Maryland State Average .....	

### Student Data: (2023 MD Report Card latest data available)

- Average Student Attendance Rate..... 91.43%  
- Average High School Graduation Rate... 85.45%  
- Average High School Annual Dropout Rate... 11.60%

### Financial Statistics

*(CPP excludes State share of Teacher Retirement)*

- Cost-Per-Pupil (CPP): per MSDE 2022 data  

Wicomico County.....	\$ 16,458
Eastern Shore County Avg.....	\$ 17,284

- Enrollment: as of 9/30/23  

Wicomico County.....	15,086
Eastern Shore County Avg.....	7,094

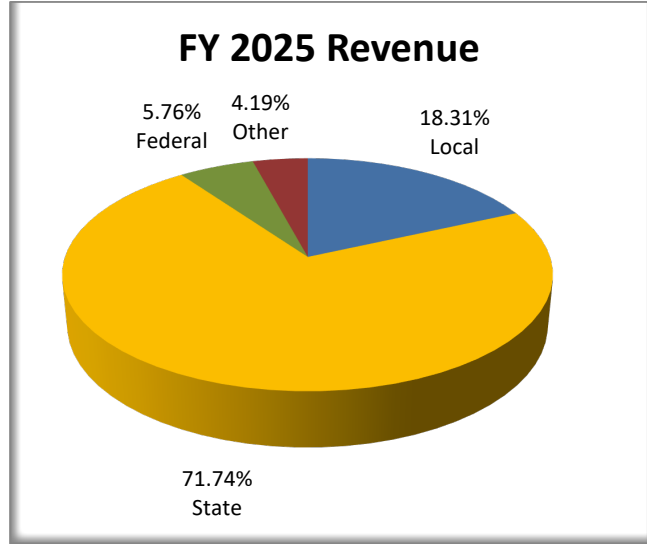
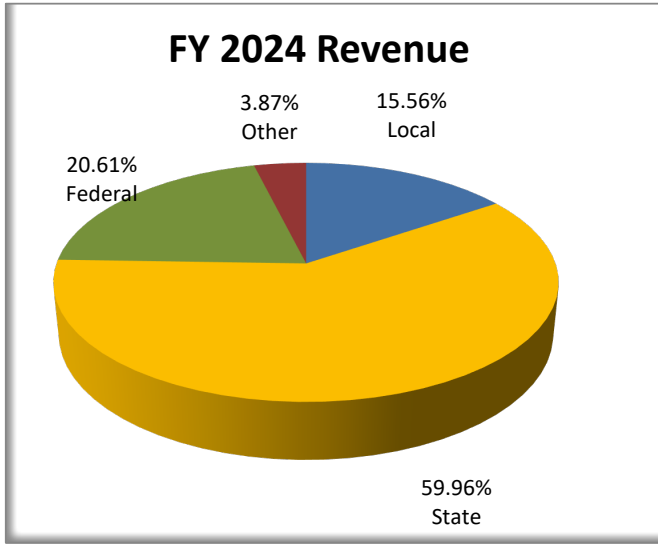
- Wealth Per Student: per Dept Legislative Svcs  

Wicomico County.....	\$ 383,361
Eastern Shore County Avg.....	\$ 791,064

\*Incl Student Personnel, Student Health, Community Services  
& Food Services

## SUCCESS - Every Student, Every Day

**WICOMICO COUNTY BOARD OF EDUCATION  
FY 2025 APPROVED CONSOLIDATED REVENUE SOURCES**



	FY 2024		FY 2025		Increase/(Decrease)	
	Approved Budget	% of Total	Approved Budget	% of Total	Dollar	Percent
<b>Wicomico County</b>	\$ 49,935,024	15.56%	\$ 51,636,953	18.31%	\$ 1,701,929	3.41%
<b>State</b>	\$ 192,431,981	59.96%	\$ 202,297,520	71.74%	\$ 9,865,539	5.13%
<b>Federal</b>	\$ 66,157,996	20.61%	\$ 16,250,797	5.76%	\$ (49,907,199)	-75.44%
<b>Other Sources</b>	\$ 12,433,992	3.87%	\$ 11,798,661	4.19%	\$ (635,331)	-5.11%
<b>TOTAL</b>	\$ 320,958,993	100.00%	\$ 281,983,931	100.00%	\$ (38,975,062)	-12.14%

Note: Rounding may affect percentage totals

Source: FY 2025 BOE Approved Budget



**WICOMICO COUNTY BOARD OF EDUCATION  
CONSOLIDATED CURRENT EXPENSE FUND  
APPROVED BUDGET  
FY 2024-2025**

**CONSOLIDATED CURRENT EXPENSE FUND - EXPENDITURES BY CATEGORY**

The Maryland State reporting model defines the *Current Expense Fund* as the composite of the General Fund (Unrestricted) and Special Revenue Fund (Restricted). The following table shows a summary of these consolidated expenditures by state-defined Category and state-defined Object for the Current Expense Fund, showing both approved budgeted expenses along with total actual expenses for the three prior years.

CATEGORY	Actual Expenses 2020-21	Actual Expenses 2021-22	Actual Expenses 2022-23	Restated Budgets 2023-2024	Approved Budgets 2024-2025	Increase (Decrease)	
						\$	%
Administration	\$ 5,823,617	\$ 6,386,987	\$ 7,479,378	\$ 7,683,220	\$ 7,539,568	\$ (143,652)	-1.87%
School Management and Support	14,452,569	14,315,526	16,386,104	17,187,908	18,245,198	1,057,290	6.15%
Instructional Salaries & Wages	83,891,506	87,358,393	99,751,889	105,715,441	107,830,988	2,115,547	2.00%
Textbooks & Instructional Supplies	10,876,737	10,279,283	9,912,162	8,121,807	5,165,805	(2,956,002)	-36.40%
Other Instructional Costs	5,805,491	11,074,154	9,989,299	16,429,024	5,246,415	(11,182,609)	-68.07%
Special Education	21,603,761	21,715,432	24,934,195	25,198,591	26,539,908	1,341,317	5.32%
Student Personnel Services	4,060,687	4,866,227	6,326,990	6,764,553	8,015,521	1,250,968	18.49%
Student Health Services	2,010,195	2,621,795	2,574,816	2,955,138	2,350,188	(604,950)	-20.47%
Student Transportation Services	7,369,518	9,623,003	9,690,633	10,819,405	11,087,008	267,603	2.47%
Operation of Plant	16,246,506	15,579,079	17,636,926	48,407,219	18,220,187	(30,187,032)	-62.36%
Maintenance of Plant	4,757,584	4,769,455	5,462,763	5,411,242	5,397,420	(13,822)	-0.26%
Fixed Charges	49,705,872	53,875,126	54,277,018	57,681,610	57,269,477	(412,133)	-0.71%
Food Services	-	-	23,112	384,552	-	(384,552)	0.00%
Community Services	494,127	729,869	806,146	710,835	699,191	(11,644)	-1.64%
Capital Outlay	7,901,182	9,810,388	25,517,854	7,488,448	8,377,057	888,609	11.87%
<b>TOTAL EXPENDITURES</b>	<b>\$ 234,999,352</b>	<b>\$ 253,004,717</b>	<b>\$ 290,769,284</b>	<b>\$ 320,958,994</b>	<b>\$ 281,983,931</b>	<b>\$(38,975,062)</b>	<b>-12.14%</b>

**CONSOLIDATED CURRENT EXPENSE FUND - EXPENDITURES BY OBJECT**

OBJECT	Actual Expenses 2020-21	Actual Expenses 2021-22	Actual Expenses 2022-23	Restated Budgets 2023-2024	Approved Budgets 2024-2025	Increase (Decrease)	
						\$	%
Salaries & Wages	\$ 137,271,033	\$ 142,559,260	\$ 164,731,502	\$ 172,938,381	\$ 177,602,754	\$ 4,664,373	2.70%
Contracted Services	19,527,209	25,382,714	25,508,614	31,833,735	21,849,696	(9,984,039)	-31.36%
Supplies and Materials	14,531,540	14,418,288	13,968,566	12,268,681	8,839,282	(3,429,399)	-27.95%
Other Charges	54,366,013	59,368,185	60,055,682	64,644,005	64,839,112	195,107	0.30%
Equipment	7,875,722	9,845,625	24,656,010	36,693,397	6,043,499	(30,649,898)	-83.53%
Transfers	1,426,835	1,430,645	1,798,910	2,580,794	2,809,588	228,794	8.87%
<b>TOTAL EXPENDITURES</b>	<b>\$ 234,998,352</b>	<b>\$ 253,004,717</b>	<b>\$ 290,719,284</b>	<b>\$ 320,958,993</b>	<b>\$ 281,983,931</b>	<b>\$(38,975,062)</b>	<b>-12.14%</b>

Source: FY 2025 BOE Approved Budget

**WICOMICO COUNTY BOARD OF EDUCATION  
FY 2025 APPROVED CONSOLIDATED BUDGET  
SOURCE AND USE OF FUNDS**

**SOURCE OF FUNDS**

	<u>Restated Budget FY 2024</u>		<u>Approved Budget FY 2025</u>	
Local Appropriation	\$ 49,935,024	15.56%	\$ 51,636,953	18.31%
State	\$ 192,431,981	59.96%	\$ 202,297,520	71.74%
Federal	\$ 66,157,996	20.61%	\$ 16,250,797	5.76%
Other	<u>\$ 12,433,992</u>	<u>3.87%</u>	<u>\$ 11,798,661</u>	<u>4.19%</u>
<b>Total</b>	<b><u>\$ 320,958,993</u></b>	<b><u>100.00%</u></b>	<b><u>\$ 281,983,931</u></b>	<b><u>100.00%</u></b>

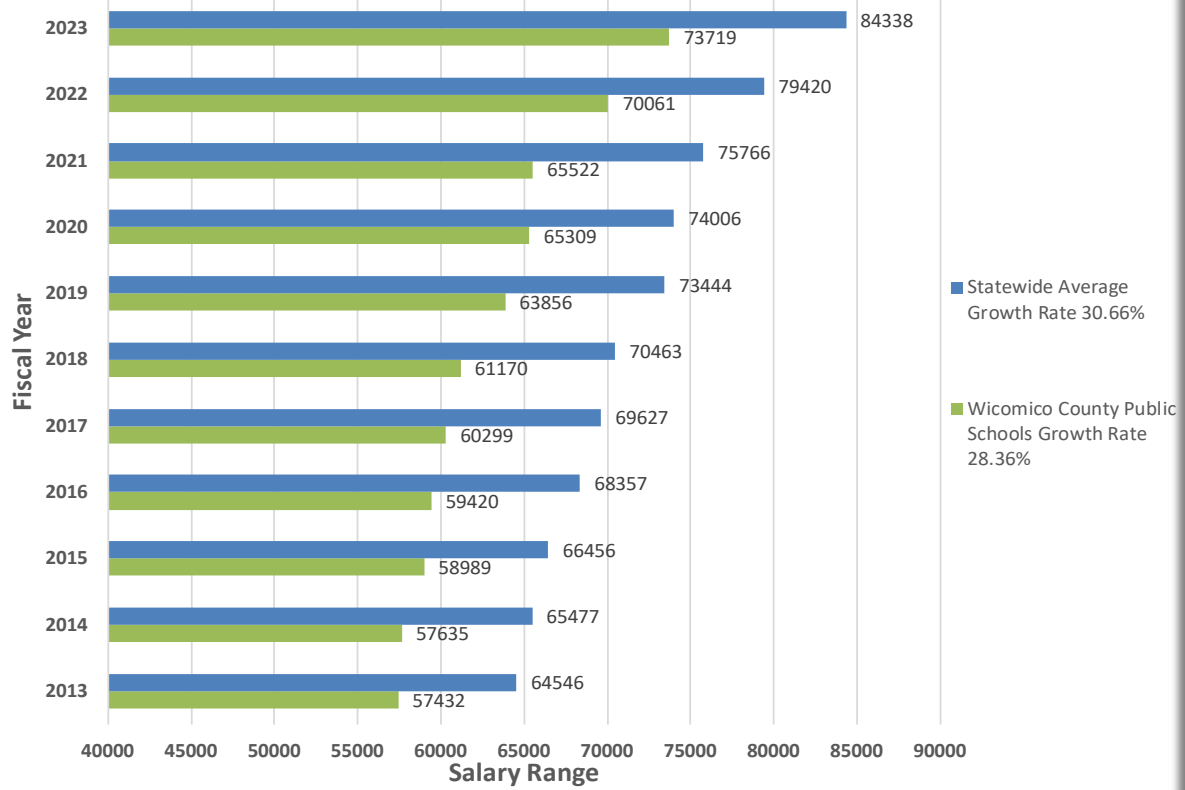
**USE OF FUNDS**

	<u>Restated Budget FY 2024</u>		<u>Approved Budget FY 2025</u>	
Salaries & Wages	\$ 172,684,941	53.80%	\$ 177,602,754	62.98%
Contracted Services	\$ 30,801,032	9.60%	\$ 21,849,696	7.75%
Supplies & Materials	\$ 12,217,616	3.81%	\$ 8,839,282	3.13%
Other Charges	\$ 65,317,650	20.35%	\$ 64,839,112	22.99%
Equipment	\$ 37,202,418	11.59%	\$ 6,043,499	2.14%
Transfers	<u>\$ 2,735,336</u>	<u>0.85%</u>	<u>\$ 2,809,588</u>	<u>1.00%</u>
<b>Total</b>	<b><u>\$ 320,958,993</u></b>	<b><u>100.00%</u></b>	<b><u>\$ 281,983,931</u></b>	<b><u>100.00%</u></b>

Note: Rounding may affect percentage totals

Source: FY 2025 BOE Approved Budget

### Wicomico County vs. Statewide Average Teacher Salary Comparison



Source: Analysis of Professional Salaries Maryland Public Schools  
 MSDE - Division of Curriculum, Research, Assessment and Accountability