

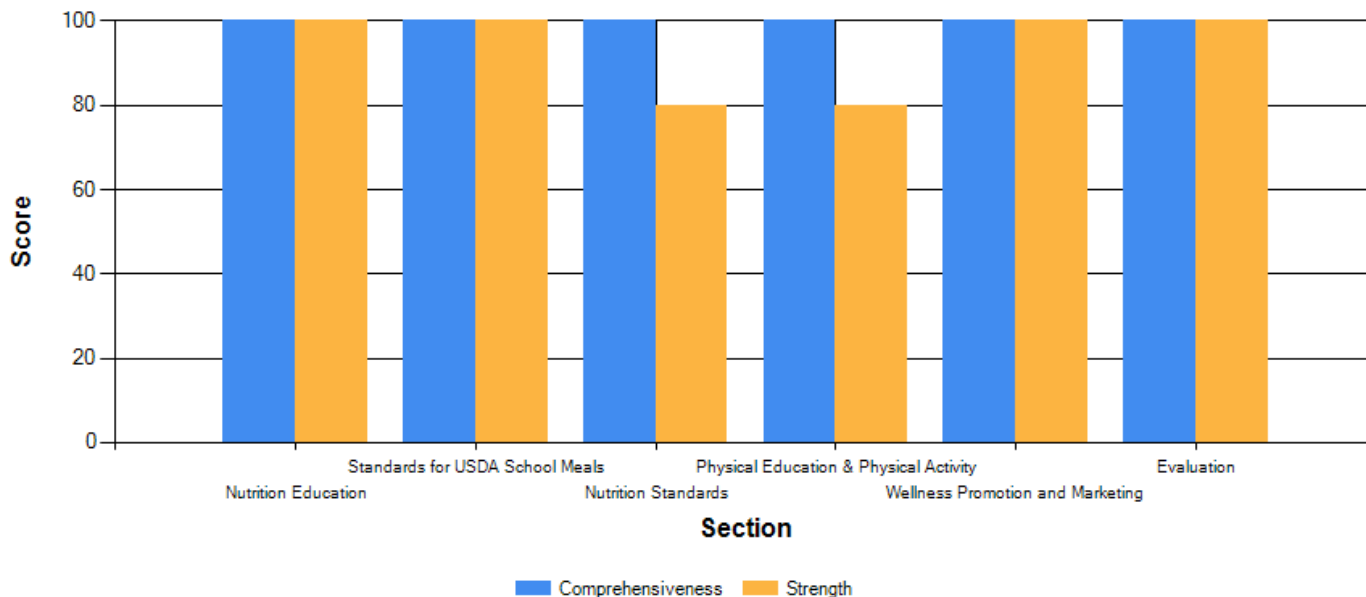
Shelby County Schools District Scorecard

Congratulations! You have completed the WellsAT. Check out your scorecard below. It contains details of how you scored on each item and section of the assessment. It also provides resources that will help you improve your district's school wellness policy.

Items with a rating of "0" (item not addressed in the policy) or "1" (general or weak statement addressing the item) can be improved by referring to the resource links next to the items. Multiple resources addressing school wellness policy topics are available online. To avoid duplicative information, we have included a small selection, rather than a comprehensive listing.


Version: 3.0

Policy Name: Shelby County Schools Wellness Policy Review



Section 1. Nutrition Education





Rating

NE1	 Includes goals for nutrition education that are designed to promote student wellness.	2
NE2	Nutrition education teaches skills that are behavior focused, interactive, and/or participatory.	2
NE3	All elementary school students receive sequential and comprehensive nutrition education.	2
NE4	All middle school students receive sequential and comprehensive nutrition education.	2
NE5	All high school students receive sequential and comprehensive nutrition education.	2
NE6	Nutrition education is integrated into other subjects beyond health education	2
NE7	Links nutrition education with the school food environment.	2
Subtotal for Section 1	Comprehensiveness Score: Count the number of items rated as "1" or "2" and divide this number by 7 (the number of items in this section). Multiply by 100. Do not count an item if the rating is "0."	100
	Strength Score: Count the number of items rated as "2" and divide this number by 7 (the number of items in this	100

	section). Multiply by 100.	
--	----------------------------	--




Section 2. Standards for USDA Child Nutrition Programs and School Meals




Rating

SM1	 Assures compliance with USDA nutrition standards for reimbursable school meals.	2
SM2	Addresses access to the USDA School Breakfast Program.	2
SM3	 District takes steps to protect the privacy of students who qualify for free or reduced priced meals.	2
SM4	Addresses how to handle feeding children with unpaid meal balances without stigmatizing them.	2
SM5	Specifies how families are provided information about determining eligibility for free/reduced priced meals.	2
SM6	Specifies strategies to increase participation in school meal programs.	2
SM7	Addresses the amount of "seat time" students have to eat school meals.	2
SM8	 Free drinking water is available during meals.	2
SM9	 Ensures annual training for food and nutrition services staff in accordance with USDA Professional Standards.	2
Subtotal for Section 2	Comprehensiveness Score: Count the number of items rated as "1" or "2" and divide this number by 9 (the number of items in this section). Multiply by 100. Do not count an item if the rating is "0."	100
	Strength Score: Count the number of items rated as "2" and divide this number by 9 (the number of items in this section). Multiply by 100.	100

Section 3. Nutrition Standards for Competitive and Other Foods and Beverages



Rating



NS1	 Addresses compliance with USDA nutrition standards (commonly referred to as Smart Snacks) for all food and beverages sold to students during the school day.	2
NS2	USDA Smart Snack standards are easily accessed in the policy.	2
NS3	 Regulates food and beverages sold in a la carte.	2
NS4	 Regulates food and beverages sold in vending machines.	2

NS5	 Regulates food and beverages sold in school stores.	2
NS6	 Addresses fundraising with food to be consumed during the school day.	2
NS7	Exemptions for infrequent school-sponsored fundraisers with food to be consumed during the school day.	1
NS9	 Regulates food and beverages served at class parties and other school celebrations in elementary schools.	1
NS12	Addresses food not being used as a reward.	2
NS13	Addresses availability of free drinking water throughout the school day.	2
Subtotal for Section 3	Comprehensiveness Score: Count the number of items rated as "1" or "2" and divide this number by 10 (the number of items in this section). Multiply by 100. Do not count an item if the rating is "0."	100
	Strength Score: Count the number of items rated as "2" and divide this number by 10 (the number of items in this section). Multiply by 100.	80

Section 4. Physical Education and Physical Activity



Rating

PEPA1	 There is a written physical education curriculum for grades K-12.	2
PEPA2	The written physical education curriculum for each grade is aligned with national and/or state physical education standards.	2
PEPA3	Physical education promotes a physically active lifestyle.	2
PEPA4	Addresses time per week of physical education instruction for all elementary school students.	2
PEPA5	Addresses time per week of physical education instruction for all middle school students.	2
PEPA6	Addresses time per week of physical education instruction for all high school students.	2
PEPA7	Addresses qualifications for physical education teachers for grades K-12.	2
PEPA8	Addresses providing physical education training for physical education teachers.	2
PEPA9	Addresses physical education exemption requirements for all students.	2
PEPA10	Addresses physical education substitution for all students.	2
PEPA11	 Addresses family and community engagement in physical activity opportunities at all schools.	2

PEPA12	 Addresses before and after school physical activity for all students including clubs, intramural, interscholastic opportunities.	1
PEPA13	Addresses recess for all elementary school students.	2
PEPA14	 Addresses physical activity breaks during school.	1
PEPA15	Joint or shared-use agreements for physical activity participation at all schools.	1
Subtotal for Section 4	Comprehensiveness Score: Count the number of items rated as "1" or "2" and divide this number by 15 (the number of items in this section). Multiply by 100. Do not count an item if the rating is "0."	100
	Strength Score: Count the number of items rated as "2" and divide this number by 15 (the number of items in this section). Multiply by 100.	80

Section 5. Wellness Promotion and Marketing







Rating

WPM1	Encourages staff to model healthy eating and physical activity behaviors.	2
WPM2	 Addresses strategies to support employee wellness.	2
WPM3	Addresses using physical activity as a reward.	2
WPM4	Addresses physical activity not being used as a punishment.	2
WPM5	Addresses physical activity not being withheld as a punishment.	2
WPM6	Specifies marketing to promote healthy food and beverage choices.	2
WPM7	 Restricts marketing on the school campus during the school day to only those foods and beverages that meet Smart Snacks standards.	2
WPM8	Specifically addresses marketing on school property and equipment (e.g., signs, scoreboards, sports equipment).	2
WPM9	Specifically addresses marketing on educational materials (e.g., curricula, textbooks, or other printed or electronic educational materials).	2
WPM10	Specifically addresses marketing where food is purchased (e.g., exteriors of vending machines, food and beverage cups and containers, food display racks, coolers, trash and recycling containers).	2
WPM11	Specifically addresses marketing in school publications and media (e.g., advertisements in school publications, school radio stations, in-school television, computer screen savers, school-sponsored Internet sites, and announcements on the public announcement (PA) system).	2
WPM12	Specifically addresses marketing through fundraisers and corporate-incentive programs (e.g., fundraising programs that encourage students and their families to sell, purchase, or consume products and corporate incentive programs that provide funds to schools in exchange for proof of purchases of company products, such as Box Tops for Education).	2

Subtotal for Section 5	Comprehensiveness Score: Count the number of items rated as "1" or "2" and divide this number by 12 (the number of items in this section). Multiply by 100. Do not count an item if the rating is "0."	100
	Strength Score: Count the number of items rated as "2" and divide this number by 12 (the number of items in this section). Multiply by 100.	100

Section 6. Implementation, Evaluation & Communication

Rating

IEC1	Addresses the establishment of an ongoing district wellness committee.	2
IEC2	 Addresses how all relevant stakeholders (parents, students, representatives of the school food authority, teachers of physical education, school health professionals, the school board, school administrator, and the general public) will participate in the development, implementation, and periodic review and update of the local wellness policy.	2
IEC3	 Identifies the officials responsible for the implementation and compliance of the local wellness policy.	2
IEC4	 Addresses making the wellness policy available to the public.	2
IEC5	 Addresses the assessment of district implementation of the local wellness policy at least once every three years.	2
IEC6	 Triennial assessment results will be made available to the public and will include:	2
IEC7	 Addresses a plan for updating policy based on results of the triennial assessment.	2
IEC8	Addresses the establishment of an ongoing school building level wellness committee.	2
Subtotal for Section 6	Comprehensiveness Score: Count the number of items rated as "1" or "2" and divide this number by 8 (the number of items in this section). Multiply by 100. Do not count an item if the rating is "0."	100
	Strength Score: Count the number of items rated as "2" and divide this number by 8 (the number of items in this section). Multiply by 100.	100

Overall District Policy Score

Total Comprehensiveness

Add the comprehensiveness scores for each of the six sections above and divide this number by 6.

District Score

100

Total Strength

Add the strength scores for each of the six sections above and divide this number by 6.

District Score

93