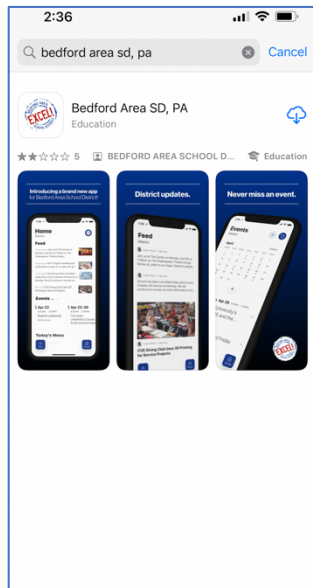
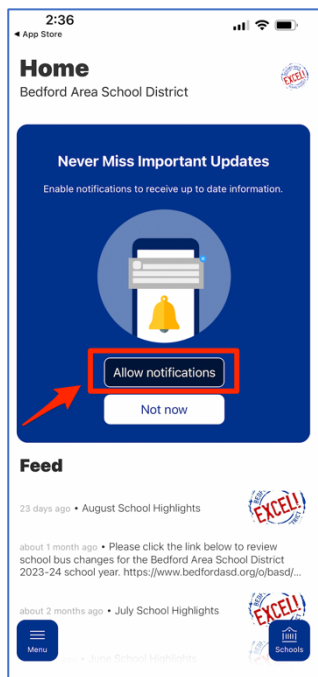


Configure Notifications on your smartphone with the School District App

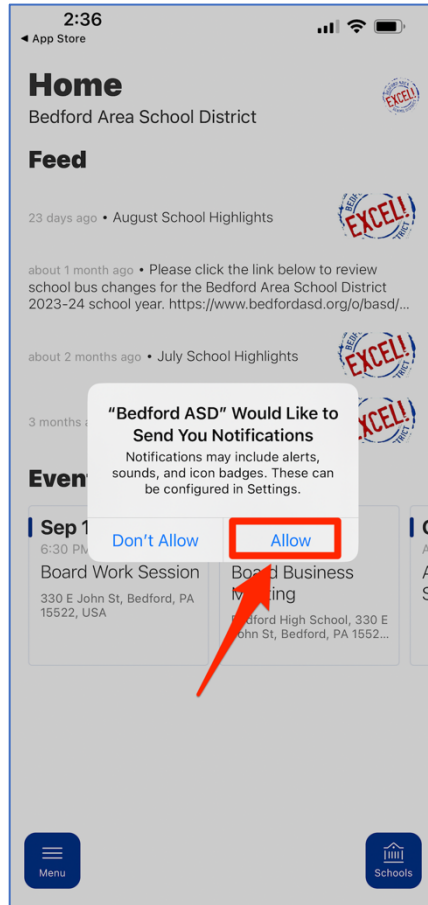
1. To receive BASD notifications on your smart device, please download the Bedford Area School District App from the App Store.



2. The first time you open the App you will be prompted to allow notifications.



3. Click "Allow" notifications.



4. Select the sites you wish to get notifications from, BASD, BHS, BMS, BE, and/or BA (Bedford Athletics).

A screenshot of the "Choose what notifications to get" settings screen. The screen lists several entities under the heading "BEDFORD AREA SCHOOL DISTRICT": "BASD", "BEDFORD HIGH SCHOOL", "BEDFORD MIDDLE SCHOOL", and "BEDFORD ELEMENTARY SCHOOL". Each entity has a corresponding toggle switch on the right. The "BASD" toggle is checked and highlighted with a red rectangle. Below the list is a large blue "Save" button, which is also highlighted with a red rectangle and a red arrow pointing to it from the bottom right.