

In an effort to improve the learning environment and better student relationships, the Peoria Public School Board of Education has partnered with Yondr to strengthen our existing cell phone policy to ensure that cell phones remain out of sight and off during school hours. During the school day, our middle schools and high schools will be a phone-free, academically focused environment.

Research shows phone-free schools enhance learning, improve academic outcomes, support social-emotional health, and build a strong sense of community. Schools that have implemented Yondr pouches have seen significant improvements in academic success rates with an increase of up to 6.27% overall and 14.9% increase in grades 6-12. The use of Yondr pouches has also led to a 44% decrease in average monthly behavioral referrals, highlighting the positive impact on student behavior and school climate.

The Yondr Pouch Program employs a simple, lockable pouch that safely stores a student cell phone. Every student will secure their phone in their personally assigned Yondr pouch when they arrive at school. Students will maintain possession of their phones at all times and be responsible for keeping the pouch in good working condition. Students will not use their phones until their pouches are opened at the end of the school day. Students are responsible for their pouch at all times.

We are committed to partnering with our families to support each student academically and socially. Below you can see what to expect as the Yondr Pouch Program is implemented:

Daily Routine:

As students arrive to school they will:

1. Turn their phone off or place in "airplane mode".
2. Open their Personal Yondr Pouch and place their phone inside.
3. Secure their Pouch in front of school staff.
4. Store their Pouch in their backpack/on their person or in their locker for the day.
5. At the end of the school day, students will have access to the tool for unlocking their Yondr pouch.

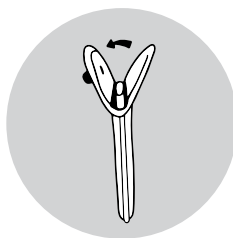
Students arriving late or leaving early will pouch/unpouch their phones near the school office.

How it works:



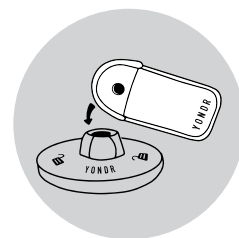
STEP 1 - POUCH

As a student enters the school, they will unlock the Yondr pouch and place their phone inside.



STEP 2 - LOCK

Once the phone is inside, the student will pinch to close the locking flap.



STEP 3 - UNLOCK

When leaving the school, students will tap the pouch button at the unlocking station to release their phone.

FAQ

Frequently Asked Questions:

Does it take long to unlock the cases?

No. Yondr unlocking stations are located at designated areas throughout the building in order to unlock pouches. It takes only 2 to 3 seconds to unlock the pouch.

What if my child needs a phone for learning?

Phones are not utilized for learning at Peoria Public Schools. The school provides students with designated one-to-one laptop computers.

What if my child needs the phone for medical reasons?

Students who need their phones for medical reasons will have a slightly different ADA Yondr pouch that can be opened by the student without the use of the unlocking device.

What if I want to reach my child during the school day?

We want our students to be academically engaged in their learning during the school day. Students will continue to have access to email through school-issued laptop computers, allowing parents to reach their student during the school day. However, in the case of an emergency, please contact the school office.

What happens if there is an emergency at the school?

In the case of a school emergency, we direct our students to follow our school's emergency preparedness protocol. Building Administration have mobile emergency kits which will contain unlocking devices that can be deployed rapidly as needed.

What happens if the pouch is lost, damaged, or forgotten?

Replacements will cost \$30. Students who intentionally damage, tamper with, or who fail to arrive at school with their pouch will be subject to disciplinary action.

Where are designated safe spaces for students to, with permission, remove their phones from their pouch to make a call?

Schools will have a designated safe space where students can remove phones from the pouch with permission.

Will my student's phone be safe?

Students are in possession of their phone - in their Yondr pouch - for the entire school day. We will advise students to store the pouch in their backpacks or locker where it is completely safe.

What if the Yondr pouch gets damaged?

The Yondr pouch is property of the Peoria Public School District. If a student damages or tampers with a Yondr pouch, they will be held responsible. Replacement pouches will be \$30. If students are seen with a phone, it will be confiscated and discipline procedures will follow.

How can I clean my student's Yondr pouch?

Spot cleaning with a wet washcloth or gentle use of a mild disinfectant spray can be used.

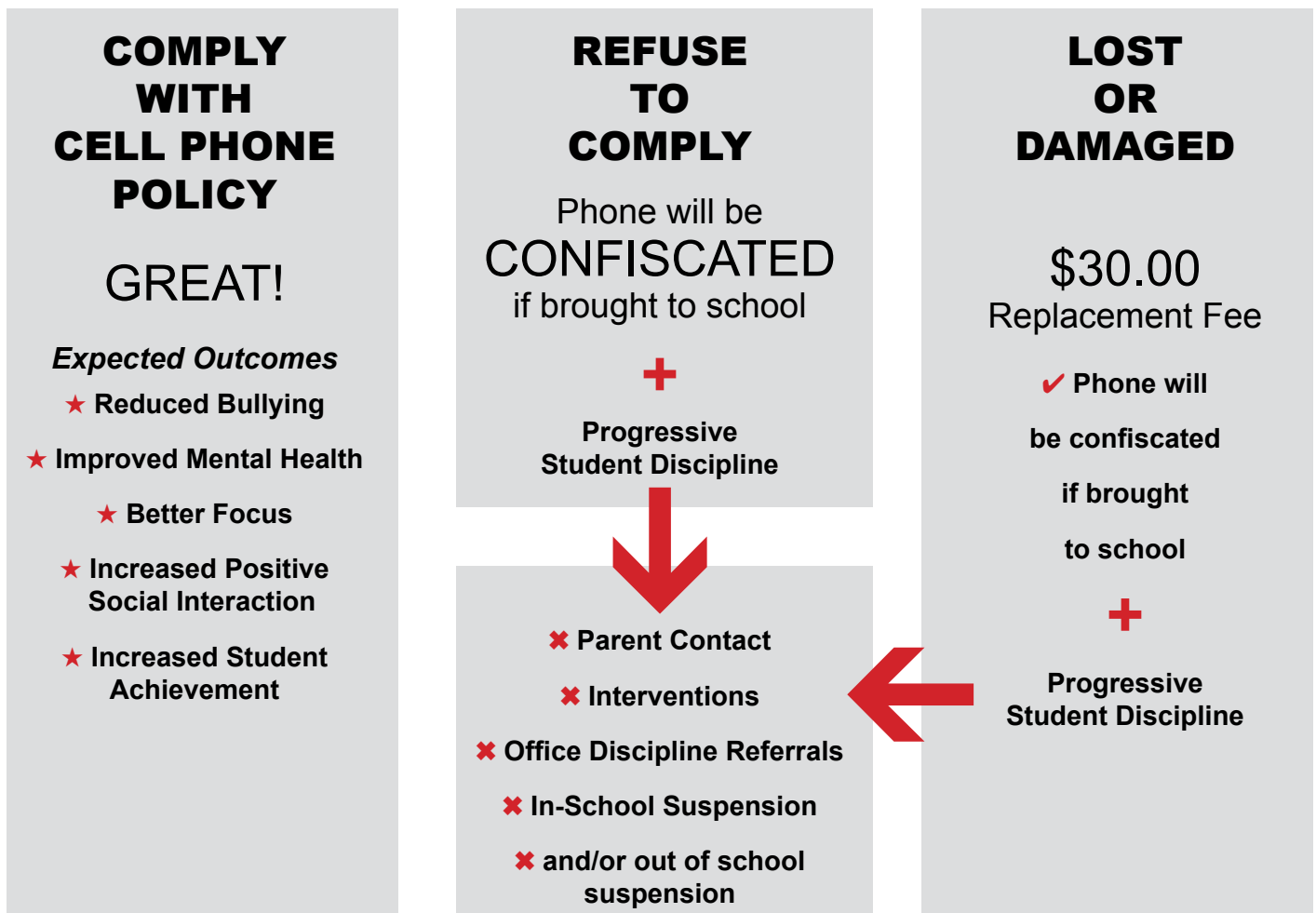
What if I have additional questions?

Please email your school Principal for further information.

Phone Policy

"Using or possessing a cellular telephone, electronic signaling device, two-way radio, video recording device, and/or other telecommunication device in a classroom unless: (a) the Principal, administrator, or supervising teacher grants permission to use the device during class; (b) the use of the device is provided in a student's individualized education program (IEP); or (c) it is needed in an emergency that threatens the safety of students, staff, or other individuals. Unless the use or possession of such device is allowed pursuant to the above exceptions, cellular telephones, electronic signaling devices, two-way radios, video recording devices, and/or other telecommunication devices must be powered off or silenced and kept in district provided pouches during the regular school day."

— School Policy 7.190 Student Behavior, Prohibited Student Conduct, Item 6.



BE present.
engaged.
phone free.