


# Financial Accountability Report

USD #: D0111

USD Name: Doniphan West Schools

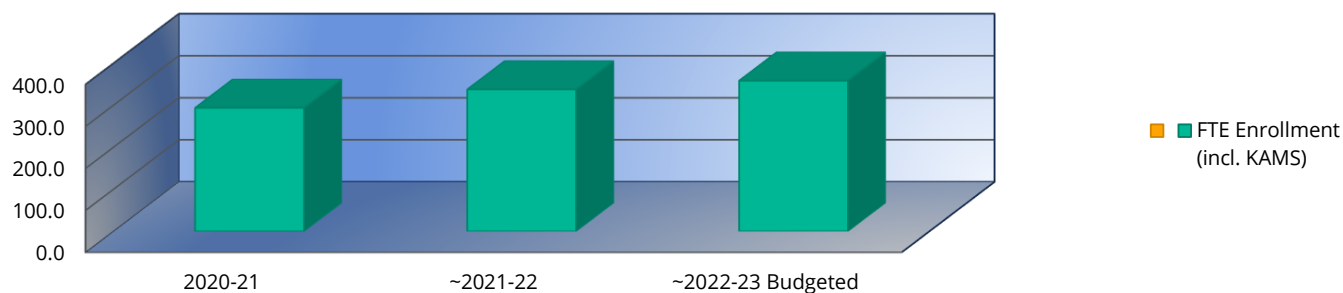
County Name: Doniphan

School Year: 2023



## Full Time Equivalency (FTE) Enrollment\*

	2020-21	~2021-22	~2022-23 Budgeted
FTE Enrollment (incl. KAMS)	293.5	337.4	358.2
Virtual FTE Enrollment	0.0	0.0	0.0
<b>Total FTE Enrollment</b>	<b>293.5</b>	<b>337.4</b>	<b>358.2</b>



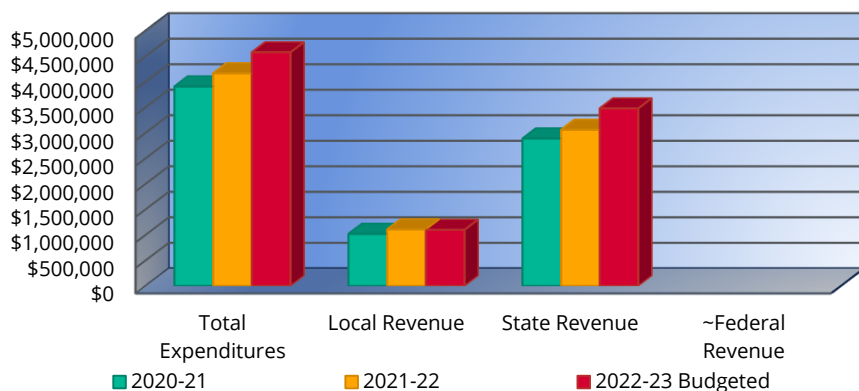
\* Includes 2/20 count.

~ Beginning in 2021-22, funding was provided for Preschool-Aged At-Risk (3-years old). Therefore, for 2020-21 and prior, enrollment excluded Preschool-Aged At-Risk (3-years old) and only included Preschool-Aged At-Risk (4-years old).

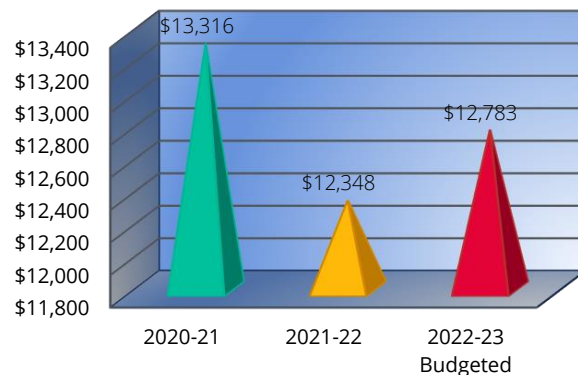
## General & Supplemental General (06 & 08)

	2020-21	2021-22	2022-23 Budgeted
<b>*Total Expenditures</b>	<b>\$3,908,222</b>	<b>\$4,166,295</b>	<b>\$4,578,855</b>
<b>Total Expenditures per Pupil</b>	<b>\$13,316</b>	<b>\$12,348</b>	<b>\$12,783</b>
Local Revenue	\$1,019,855	\$1,106,924	\$1,099,912
State Revenue	\$2,888,367	\$3,059,371	\$3,478,943
~Federal Revenue	\$0	\$0	N/A

### Total Expenditures



### Total Expenditures per Pupil



\* Total Expenditures may not equal the sum of state, federal and local revenue. Typically this is a result of low assessed valuation and/or the large amount of federal property and federal impact aid in some districts.

~ 2022 Sub for House Bill 2567 removed Federal Impact Aid from the State Foundation Aid formula. Therefore, Federal Revenue is not applicable for these funds starting 2022-23.

Note: The scale for each chart will vary based on individual district's data.


# Financial Accountability Report

USD #: D0111

USD Name: Doniphan West Schools

County Name: Doniphan

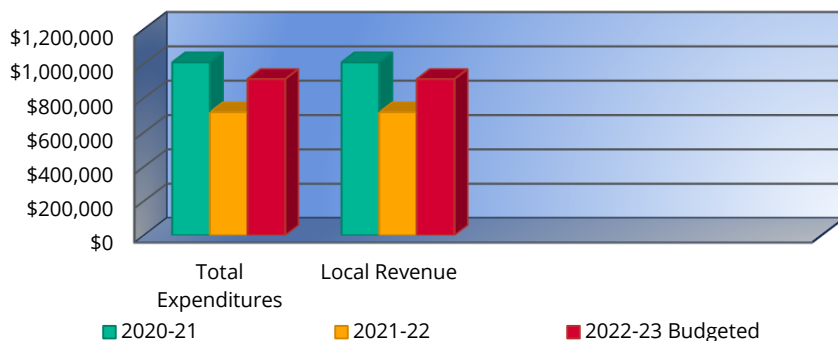
School Year: 2023



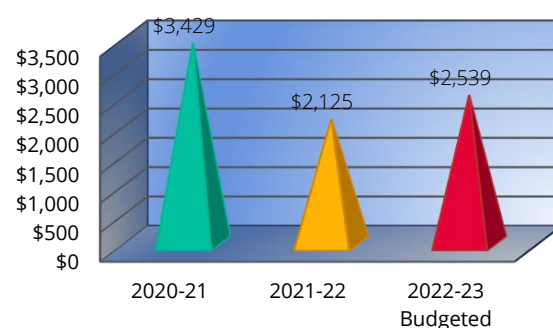
## Capital Outlay (16)

	2020-21	2021-22	2022-23 Budgeted
<b>*Total Expenditures</b>	<b>\$1,006,462</b>	<b>\$717,129</b>	<b>\$909,384</b>
<b>Total Expenditures per Pupil</b>	<b>\$3,429</b>	<b>\$2,125</b>	<b>\$2,539</b>
Local Revenue	\$1,006,462	\$717,129	\$909,384
State Revenue	\$0	\$0	\$0
Federal Revenue	\$0	\$0	\$0

Total Expenditures



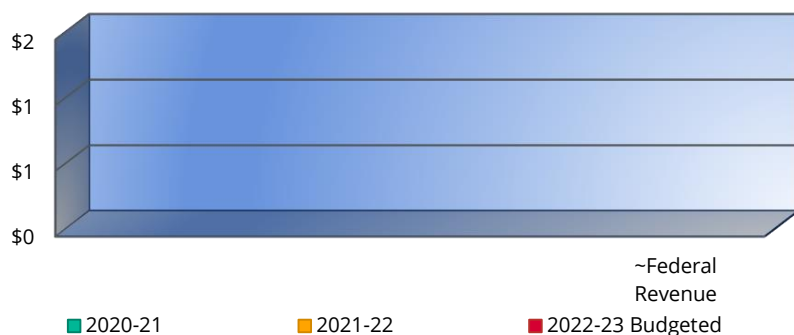
Total Expenditures per Pupil



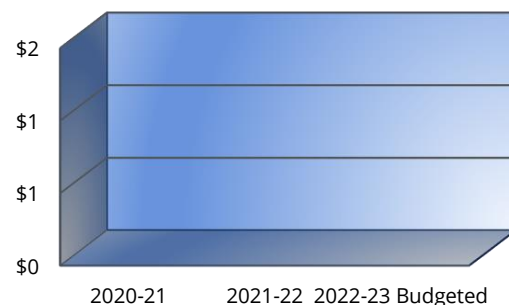
## Bond & Interest (62 & 63)

	2020-21	2021-22	2022-23 Budgeted
<b>*Total Expenditures</b>	<b>\$0</b>	<b>\$0</b>	<b>\$0</b>
<b>Total Expenditures per Pupil</b>	<b>\$0</b>	<b>\$0</b>	<b>\$0</b>
Local Revenue	\$0	\$0	\$0
State Revenue	\$0	\$0	\$0
~Federal Revenue	N/A	N/A	N/A

Total Expenditures



Total Expenditures per Pupil



\* Total Expenditures may not equal the sum of state, federal and local revenue. Typically this is a result of low assessed valuation and/or the large amount of federal property and federal impact aid in some districts.

~ Federal Revenue is not applicable to Bond & Interest funds.


# Financial Accountability Report

USD #: D0111

USD Name: Doniphan West Schools

County Name: Doniphan

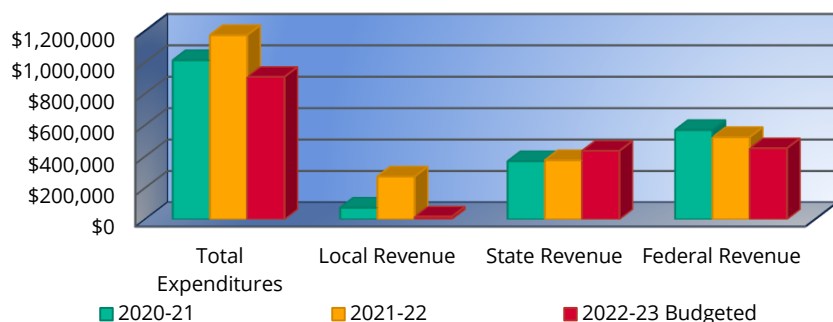
School Year: 2023



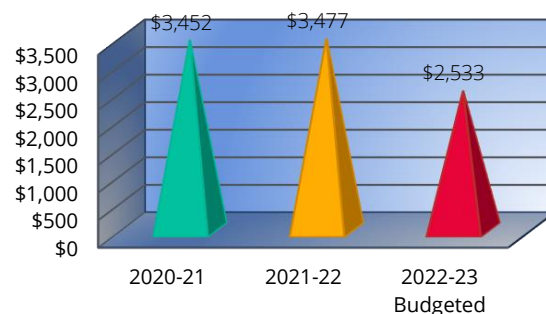
## All Other Funds

	2020-21	2021-22	2022-23 Budgeted
<b>*Total Expenditures</b>	<b>\$1,013,269</b>	<b>\$1,173,217</b>	<b>\$907,277</b>
<b>Total Expenditures per Pupil</b>	<b>\$3,452</b>	<b>\$3,477</b>	<b>\$2,533</b>
Local Revenue	\$74,173	\$272,745	\$17,847
State Revenue	\$370,247	\$376,496	\$436,398
Federal Revenue	\$568,849	\$523,976	\$453,032

Total Expenditures



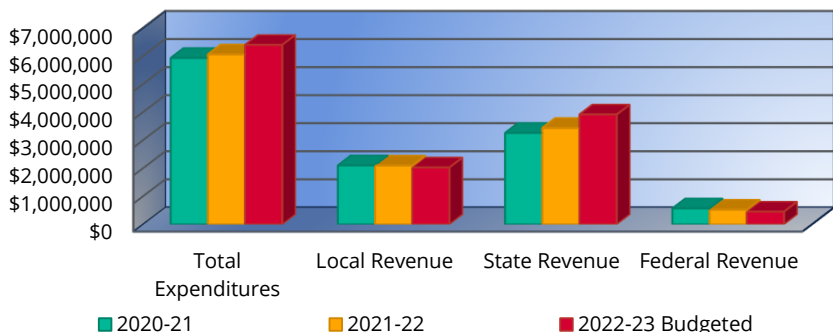
Total Expenditures per Pupil



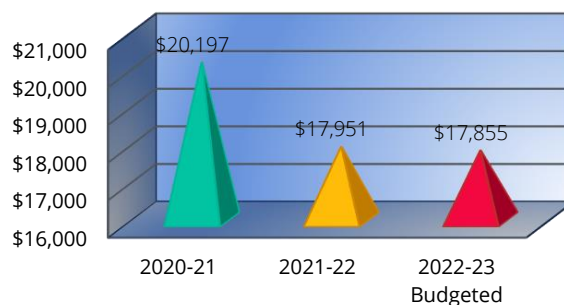
## Total of All Funds

	2020-21	2021-22	2022-23 Budgeted
<b>*Total Expenditures</b>	<b>\$5,927,953</b>	<b>\$6,056,641</b>	<b>\$6,395,516</b>
<b>Total Expenditures per Pupil</b>	<b>\$20,197</b>	<b>\$17,951</b>	<b>\$17,855</b>
Local Revenue	\$2,100,490	\$2,096,798	\$2,027,143
State Revenue	\$3,258,614	\$3,435,867	\$3,915,341
Federal Revenue	\$568,849	\$523,976	\$453,032

Total Expenditures



Total Expenditures per Pupil



\* Total Expenditures may not equal the sum of state, federal and local revenue. Typically this is a result of low assessed valuation and/or the large amount of federal property and federal impact aid in some districts.


# Financial Accountability Report

USD #: D0111

USD Name: Doniphan West Schools

County Name: Doniphan

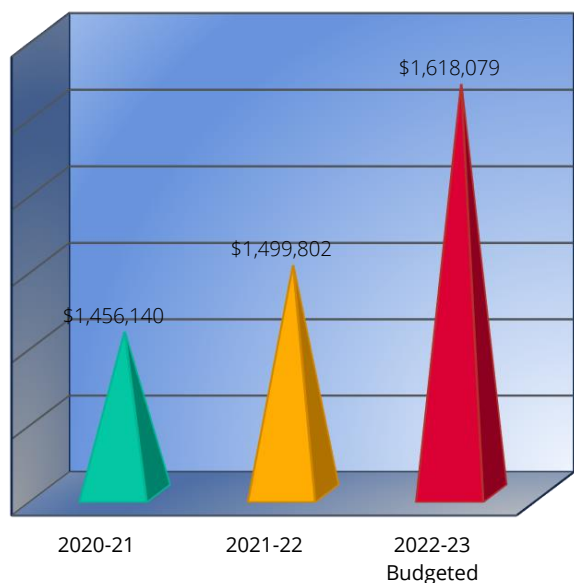
School Year: 2023



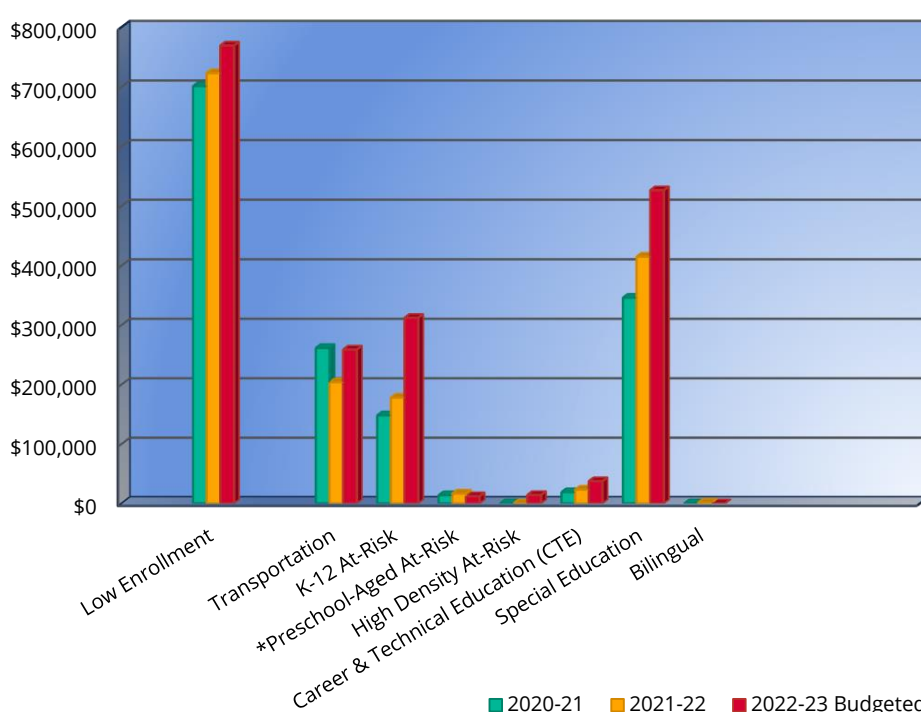
## State Aid

	2020-21	2021-22	2022-23 Budgeted
Base State Aid	\$1,456,140	\$1,499,802	\$1,618,079
High Enrollment State Aid	\$0	\$0	\$0
Low Enrollment State Aid	\$700,885	\$722,842	\$769,060
~School Facilities State Aid	\$0	N/A	N/A
Transportation State Aid	\$261,347	\$203,770	\$258,776
K-12 At-Risk State Aid	\$148,036	\$177,887	\$312,082
*Preschool-Aged At-Risk State Aid	\$13,707	\$16,471	\$12,115
High Density At-Risk State Aid	\$0	\$0	\$14,053
Career & Technical Education (CTE) State Aid	\$18,733	\$23,059	\$37,314
Special Education State Aid	\$345,823	\$414,816	\$526,348
Bilingual State Aid	\$0	\$941	\$0
Ancillary State Aid	\$0	\$0	\$0
Cost of Living State Aid	\$0	\$0	\$0
Virtual State Aid	\$0	\$0	\$0

BASE State Aid



All Other State Aid



\* Beginning in 2021-22, funding was provided for Preschool-Aged At-Risk (3-years old) along with Preschool-Aged At-Risk (4-years old). Therefore, for 2020-21 and prior, State Aid was only for Preschool-Aged At-Risk (4-years old).

~ School Facilities Weighting (K.S.A. 72-6415b) was repealed as of 7-1-2015. Therefore, the last year State Aid was paid was 2020-2021.

Note: The scale for each chart will vary based on individual district's data.


# Financial Accountability Report

USD #: D0111

USD Name: Doniphan West Schools

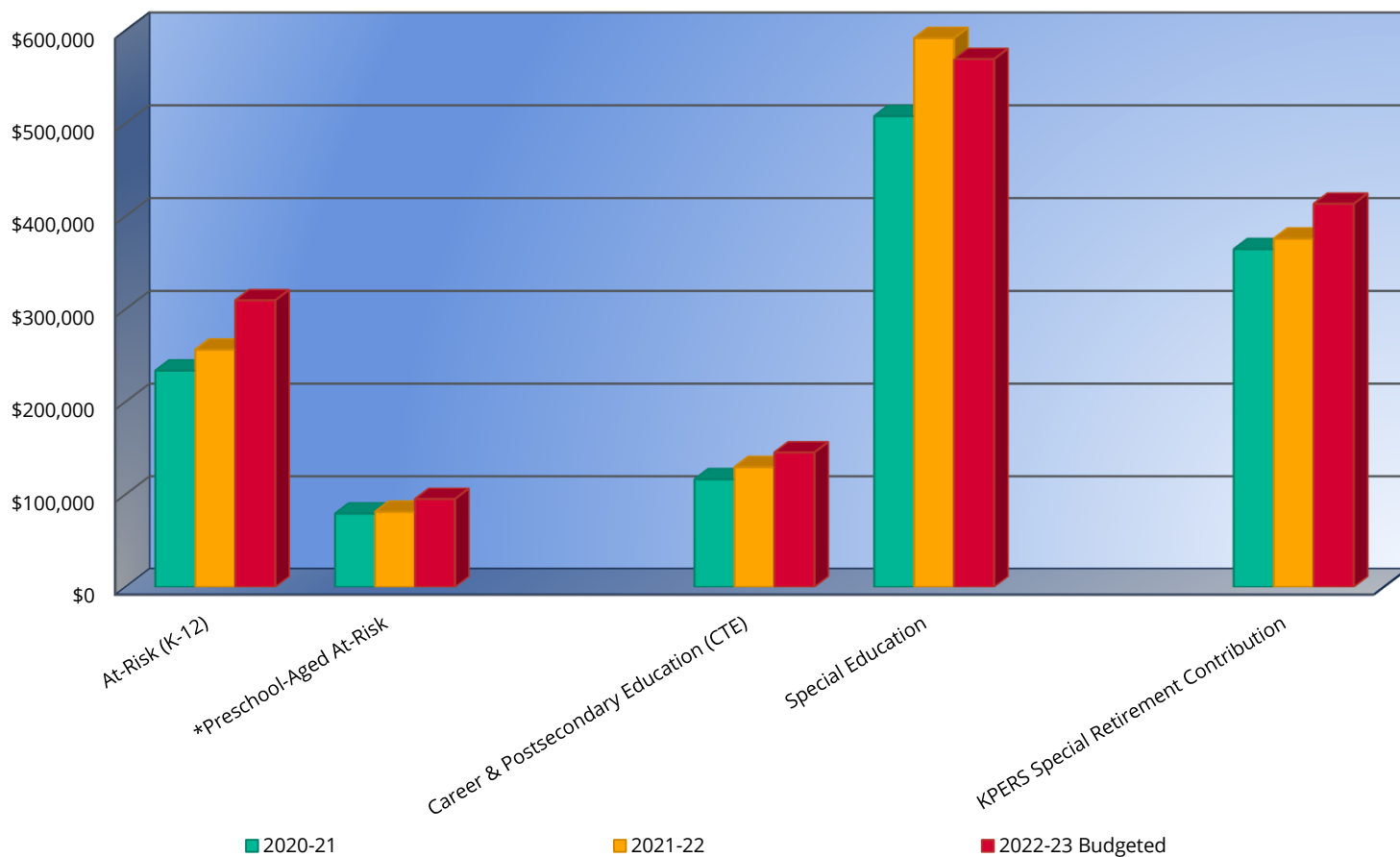
County Name: Doniphan

School Year: 2023



## Total Expenditures of Selected Funds

	2020-21	2021-22	2022-23 Budgeted
At-Risk (K-12) - 13	\$233,584	\$256,195	\$309,450
*Preschool-Aged At-Risk - 11	\$79,240	\$81,197	\$95,000
Bilingual Education - 14	\$0	\$0	\$0
Career & Postsecondary Education (CTE) - 34	\$116,274	\$129,430	\$145,225
Special Education - 30	\$507,898	\$591,939	\$569,403
Virtual Education - 15	\$0	\$0	\$0
KPERS Special Retirement Contribution - 51	\$364,553	\$375,884	\$413,472



\* Beginning in 2021-22, funding was provided for Preschool-Aged At-Risk (3-years old) along with Preschool-Aged At-Risk (4-years old). Therefore, for 2020-21 and prior, expenditures are only for Preschool-Aged At-Risk (4-years old).

Note: The scale for each chart will vary based on individual district's data.


# Financial Accountability Report

USD #: D0111

USD Name: Doniphan West Schools

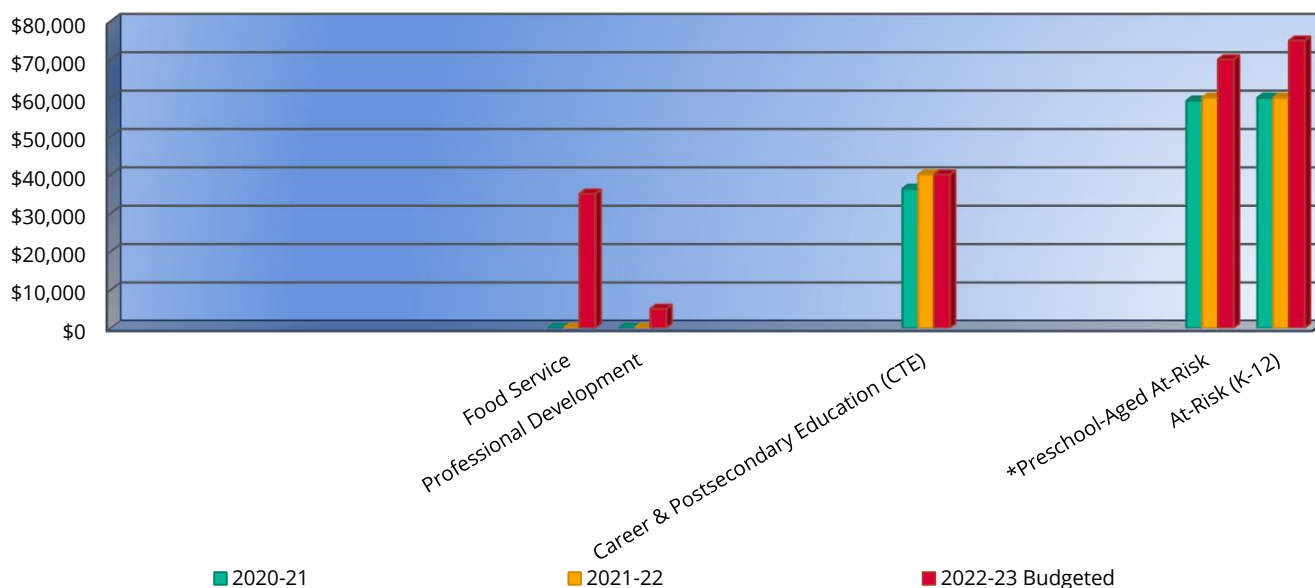
County Name: Doniphan

School Year: 2023



## Supplemental General (08) Transfers


	2020-21	2021-22	2022-23 Budgeted
Adult Education - 10	\$0	\$0	\$0
Adult Supplemental Education - 12	\$0	\$0	\$0
Bilingual Education - 14	\$0	\$0	\$0
Virtual Education - 15	\$0	\$0	\$0
Driver Training - 18	\$0	\$0	\$0
Extraordinary School Program - 22	\$0	\$0	\$0
Food Service - 24	\$0	\$0	\$35,000
Professional Development - 26	\$0	\$0	\$5,000
Parent Education Program - 28	\$0	\$0	\$0
Summer School - 29	\$0	\$0	\$0
Special Education - 30	\$0	\$0	\$0
Career & Postsecondary Education (CTE) - 34	\$36,274	\$40,000	\$40,000
Special Reserve Fund - 47	\$0	\$0	\$0
Special Liability Expense Fund - 42	\$0	\$0	\$0
Textbook & Student Material Revolving - 55	\$0	\$0	\$0
*Preschool-Aged At-Risk - 11	\$59,240	\$60,000	\$70,000
At-Risk (K-12) - 13	\$60,000	\$60,000	\$74,904



\* Beginning in 2021-22, funding was provided for Preschool-Aged At-Risk (3-years old) along with Preschool-Aged At-Risk (4-years old).

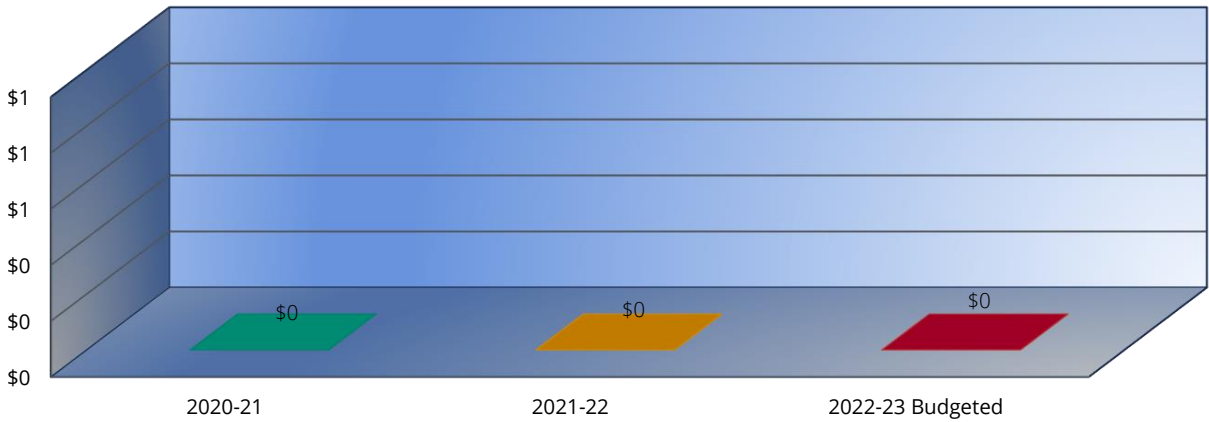
# Financial Accountability Report

USD #: D0111  
USD Name: Doniphan West Schools  
County Name: Doniphan  
School Year: 2023



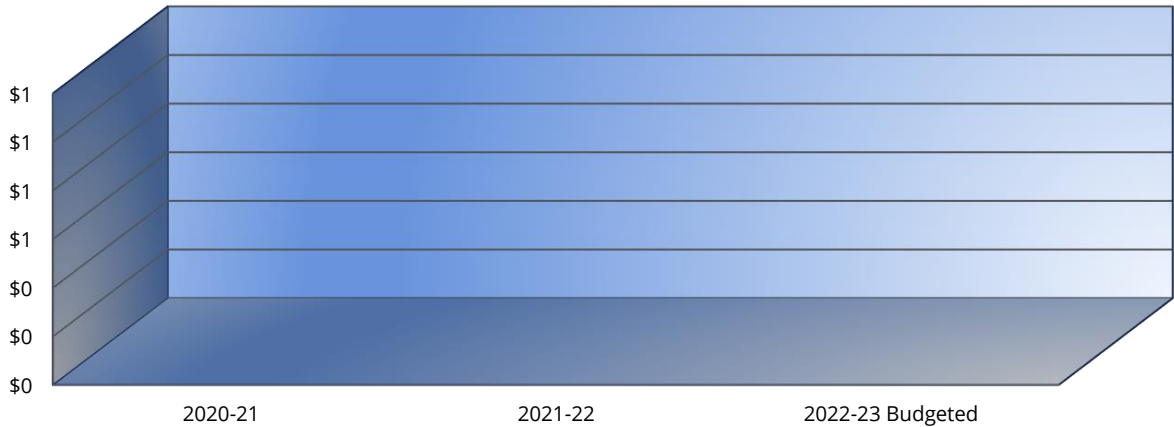
## Article 6, Section 6 Constitutional Challenge

	2020-21	2021-22	2022-23 Budgeted
Total Expenditures	\$0	\$0	\$0
Aggregate Expenditures from 7/1/2010 to 6/30/2022		\$0	



## General Obligation Bonded Indebtedness

	2020-21	2021-22	2022-23 Budgeted
Outstanding Principal (July 1)	\$0	\$0	\$0



Note: The scale for each chart will vary based on individual district's data.




# Financial Accountability Report

USD #: D0111

USD Name: Doniphan West Schools

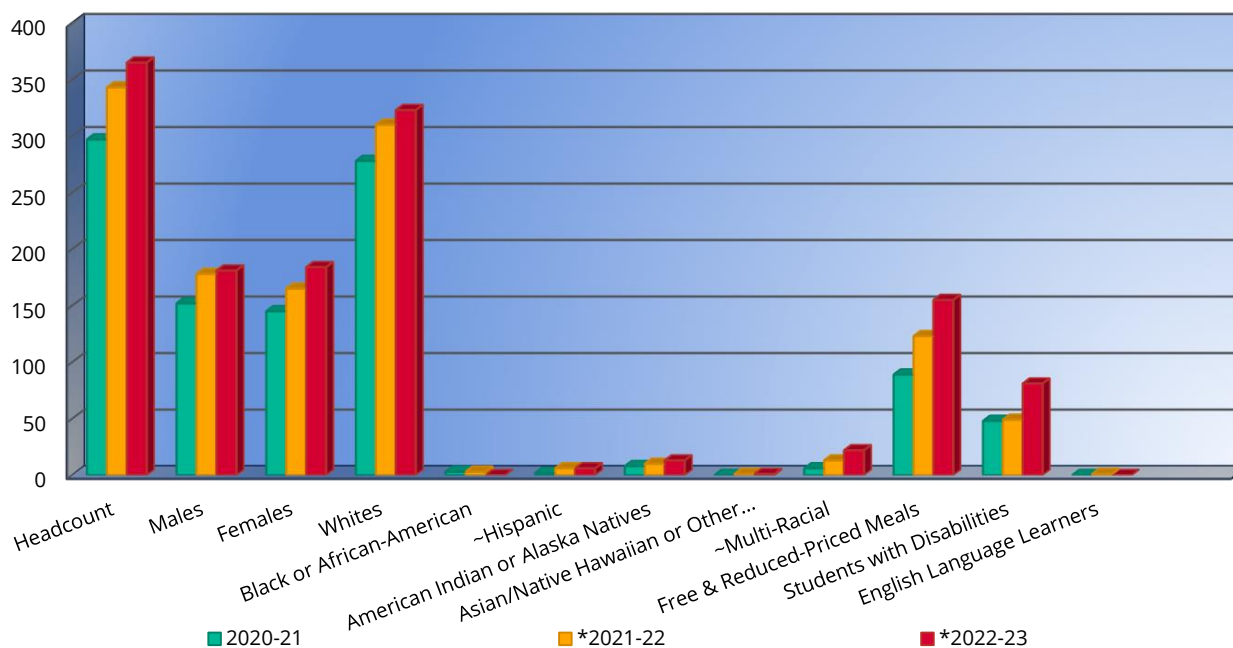
County Name: Doniphan

School Year: 2023



## Demographic Headcount<sup>1</sup>

	2020-21	*2021-22	*2022-23
Headcount	297	343	365
Males	152	178	181
Females	145	165	184
Whites	278	310	323
Black or African-American	3	3	0
~Hispanic	2	6	6
American Indian or Alaska Natives	8	10	13
Asian/Native Hawaiian or Other Pacific Islander	0	1	1
~Multi-Racial	6	13	22
Free & Reduced-Priced Meals	89	123	155
Students with Disabilities	48	49	81
English Language Learners	0	1	0
<sup>2</sup> Migrant	0	0	N/A



<sup>1</sup> Demographic Data is unaudited.

<sup>2</sup> Districts are in the process of submitting Migrant data for the budgeted year.

~ Students that identify as Hispanic and multi-racial are reported only as Hispanic based on federal reporting guidelines.

\* Beginning in 2021-22, funding was provided for Preschool-Aged At-Risk (3-years old) along with Preschool-Aged At-Risk (4-years old). Therefore, Preschool-Aged At-Risk (3-years old) are also included in headcounts starting in 2021-22.