


Directions: Create your own song lyrics. Read the example song and fill in the blanks to create your own.

Old MacDonald Has a Store



Old MacDonald has a store.

E-i-e-i-o

And in this store he sells some phones. (insert name of a good)

E-i-e-i-o

With a ring-ring here and a ring-ring there.

Here a ring. There a ring. Everywhere a ring-ring.

Old MacDonald has a store.

E-i-e-i-o



Old MacDonald has a store.

E-i-e-i-o

And in this store he cuts some hair. (insert name of a service)

E-i-e-i-o

With a cut-cut here and a cut-cut there.

Here a cut. There a cut. Everywhere a cut-cut.

Old MacDonald has a store.

E-i-e-i-o

Old MacDonald has a store.

E-i-e-i-o

And in this store he sells _____ (insert name of a good)

E-i-e-i-o

With a _____ here. And a _____ there.

Here a _____, There a _____, Everywhere a _____.

Old MacDonald has a store.

E-i-e-i-o



Old McDonald has a store.

E-i-e-i-o

And in this store he _____ (insert name of a service)


E-i-e-i-o

With a _____ here. And a _____ there.

Here a _____, There a _____, Everywhere a _____.

Old McDonald has a store.

E-i-e-i-o



Day 2 Specials: Computers/ Technology

- If you are able to access Google Classroom, please visit my classroom on day 2. Go to classwork and complete the lesson for this week. My Google Classroom URL is <https://classroom.google.com/c/MTQxMDgzOTM2OTM1>. My Classroom code to join my class is nafbhqz
- If you are unable to access Google Classroom, please complete the attached assignment included in the NTI Packet. You can also go to <https://code.org/learn> and in the sidebar, simply select “No computers or devices” under the “Classroom technology” heading for over 60 activities that can be done unplugged.

ART CHOICE BOARD


3rd - 6th

Using blank drawing paper, a pencil, and coloring supplies, choose a drawing activity from one of the boxes below. If finished early, choose another.

Design a new superhero. What are their superpowers? What does their costume look like?



Design a poster promoting an important cause. (ex. recycling, animal rescue, anti-bullying, etc.)



NAME

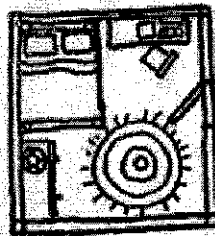
Draw your name in bubble letters and then fill it in with zentangle line designs

Draw a portrait of the student across from you. Use details!



Portrait = picture of a person

Draw a floorplan of your favorite room in your house.




Think about its size, shape, and furniture inside of it. Use details!

Invent a new animal combining the body parts of 3 different animals. Use details!




Draw a round mandala design. Make sure the shapes and lines used are symmetrical (the same thing on the other side)




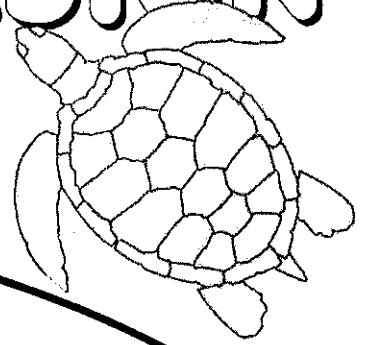
With a partner, take turns describing an image while the other person draws. See how close the drawer was to the imagined image! Switch roles.

Design a Cereal box. Include a cereal name, color scheme, mascot, and an interesting cereal box layout.



















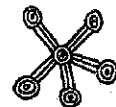



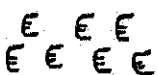


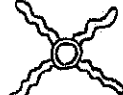

BOOMERANG DESIGN


Design your own boomerang using colours and symbols from Aboriginal Art



USE THESE IMAGES AND SYMBOLS TO HELP YOU WITH YOUR DESIGN!



- | | | | | |
|--|--|--|---|--|
| 
MAN | 
WOMAN | 
RAIN | 
SPEAR | 
CAMPSITE |
| 
RESTING PLACE | 
TWO MEN SITTING | 
WATERHOLE | 
MEETING PLACE | 
SMOKE, WATER FLOW, LIGHTNING OR BUSH FIRE |
| 
STAR | 
PEOPLE SITTING | 
WATERHOLES CONNECTED BY RUNNING WATER | 
RAINBOW, SANDHILL OR CLOUD | 
SHIELD |
| 
POSSUM | 
HONEY ANT SITE | 
MOVING KANGAROO TRACKS | 
FOUR WOMEN SITTING | 
DIGGING OR CLAPPING STICKS |
| 
FOOTPRINTS, ANIMAL TRACKS | 
WITCHETY GRUB | 
BOOMERANG | 
YAM PLANT | 
ANTS |





NTI Day 4: Library

- If you are able to access Google Classroom, please visit my library. Go to classwork, and find a book in one of my reading rooms to read. My Google Classroom URL is:

<https://classroom.google.com/c/Mzg4MTY2MTE5NjQ5>

My class code to join is: **ycxlalt**

- If you are not able to access Google Classroom, please read your library book or your favorite book, newspaper, or magazine at home. Try reading to a pet or a stuffed animal. You can also read with someone at your home. Have fun!

P.E. NTI DAY 5 + DAY 10

Go to NETFLEX or YOUTUBE

+ use 2 exercise videos (you pick)

or you can read articles or books

about sports or athletes or exercise or
health + nutrition.