

ART CHOICE BOARD

3rd-6th

Using blank drawing paper, a pencil, and coloring supplies, choose a drawing activity from one of the boxes below. If finished early, choose another.

Design a new superhero. What are their superpowers? What does their costume look like?



Design a poster promoting an important cause. (ex. recycling, animal rescue, anti-bullying, etc.)



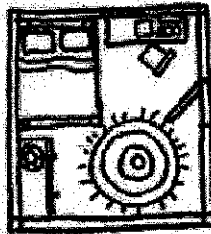
NAME

Draw your name in bubble letters and then fill it in with zentangle line designs

Draw a portrait of the student across from you. Use details!



Draw a floorplan of your favorite room in your house.




Think about its size, shape, and furniture inside of it. Use details!

Invent a new animal combining the body parts of 3 different animals. Use details!



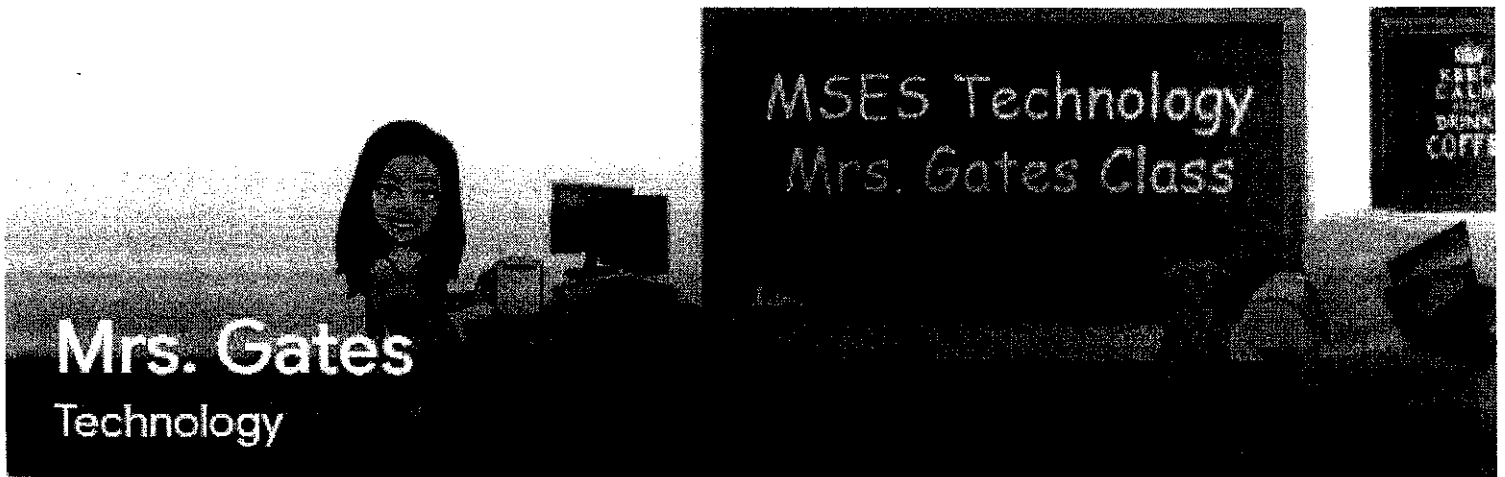
Draw a round mandala design. Make sure the shapes and lines used are symmetrical (the same thing on the other side)



With a partner, take turns describing an image while the other person draws. See how close the drawer was to the imagined image! Switch roles.

Design a Cereal box. Include a cereal name, color scheme, mascot, and an interesting cereal box layout.






Day 2 Specials: Computers/ Technology

- If you are able to access Google Classroom, please visit my classroom on day 2. Go to classwork and complete the lesson for this week. My Google Classroom URL is <https://classroom.google.com/c/MTQxMDgzOTM2OTM1>. My Classroom code to join my class is nafbhqz
- If you are unable to access Google Classroom, please complete the attached assignment included in the NTI Packet. You can also go to <https://code.org/learn> and in the sidebar, simply select "No computers or devices" under the "Classroom technology" heading for over 60 activities that can be done unplugged.

Color the Keyboard!

1. Gather crayons, colored pencils, or markers in the colors listed in the key.
2. Color in the keyboard by matching the numbers and colors.
3. For an added challenge, try writing the letters/numbers/symbols on the correct keys!

5	5	4	3	2	2	2	2	3	4	5	5	5	5	5	
5	5	4	3	2	2	2	2	3	4	5	5	5	5	5	
5	5	4	3	2	2	2	2	3	4	5	5	5	5	5	
5	5	4	3	2	2	2	2	3	4	5	5	5	5	5	
ctrl	alt	cmd	1										cmd	alt	ctrl



KEY

- 1 - Green
- 2 - Red
- 3 - Blue
- 4 - Yellow
- 5 - Purple


Music Activity 2: Grades 3-5: Charbonneau

Directions: Read the passage about rock n roll. Answer the questions below.

Rock & Roll Music

Rock and roll music began in the United States in the 1950s. It is a genre, or type, of music that grew from other genres, including blues, jazz, and country. Rock and roll is a style of dance music. At first, it included a piano, saxophone, guitar, and drums. Today, rock and roll music uses mainly guitars, including electric guitars, and drums. Rock and roll music brought people together. It even helped unite people during the Civil Rights Movement.

1. Circle the instruments used in rock and roll music.



2. Why do you think that an oboe is not usually used in rock and roll music?

3. Why do you think drums are so important to rock and roll music?





NTI Day 4: Library

- If you are able to access Google Classroom, please visit my library. Go to classwork, and find a book in one of my reading rooms to read. My Google Classroom URL is:

<https://classroom.google.com/c/Mzg4MTY2MTE5NjQ5>

My class code to join is: **ycxlalt**

- If you are not able to access Google Classroom, please read your library book or your favorite book, newspaper, or magazine at home. Try reading to a pet or a stuffed animal. You can also read with someone at your home. Have fun!

P.E. NTI DAY 5 + DAY 10

Go to NETFLEX or YOUTUBE

+ use 2 exercise videos (you pick)

or you can read articles or books
about sports or athletes or exercise or
health + nutrition.