

ART CHOICE BOARD


3rd - 6th

Using blank drawing paper, a pencil, and coloring supplies, choose a drawing activity from one of the boxes below. If finished early, choose another.

Design a new superhero. What are their superpowers? What does their costume look like?



Design a poster promoting an important cause. (ex. recycling, animal rescue, anti-bullying, etc.)



NAME


Draw your name in bubble letters and then fill it in with zentangle line designs

Draw a portrait of the student across from you. Use details!



Portrait = picture of a person

Draw a floorplan of your favorite room in your house.




Think about its size, shape, and furniture inside of it. Use details!

Invent a new animal combining the body parts of 3 different animals. Use details!




Draw a round mandala design. Make sure the shapes and lines used are symmetrical (the same thing on the other side)



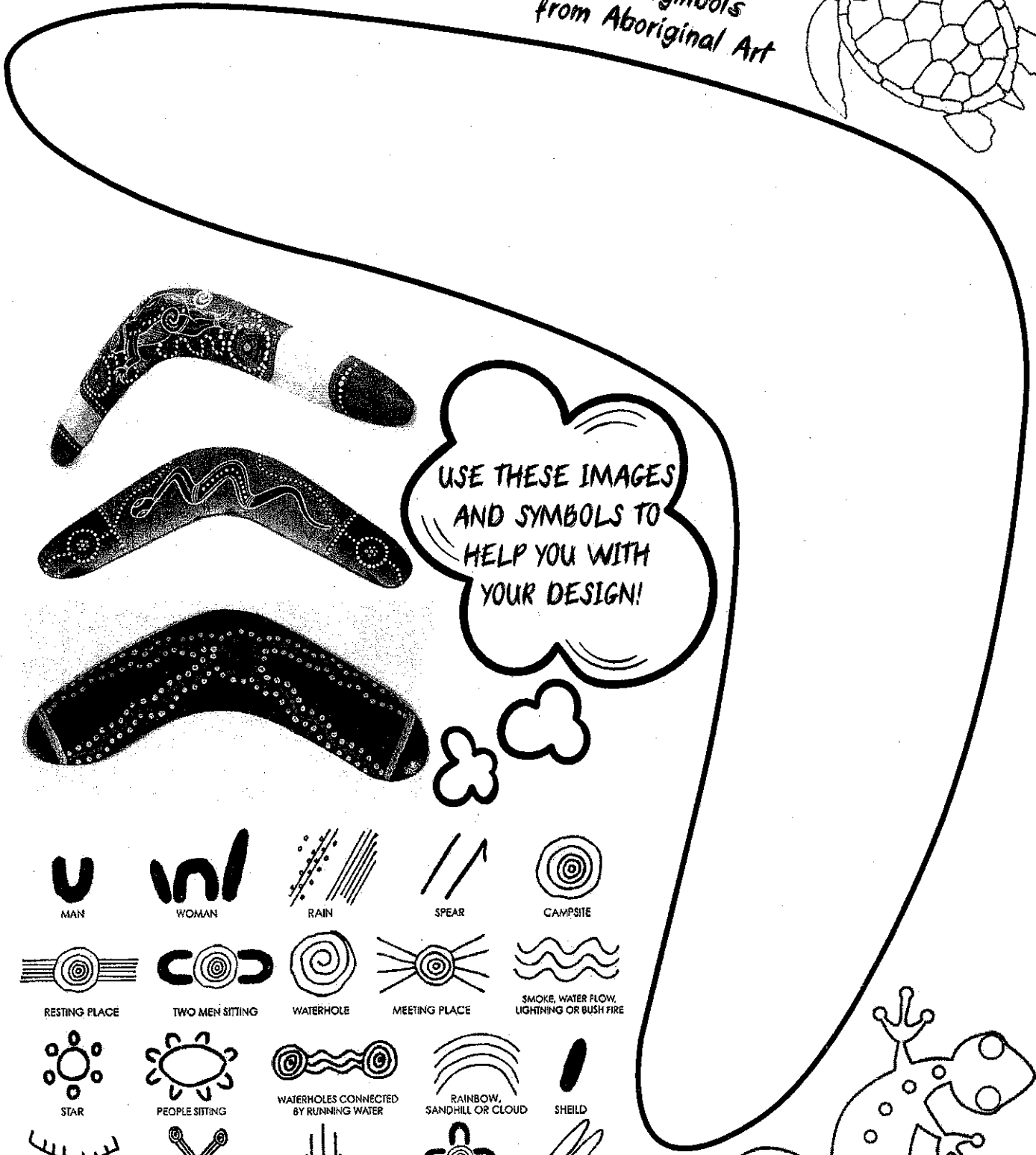
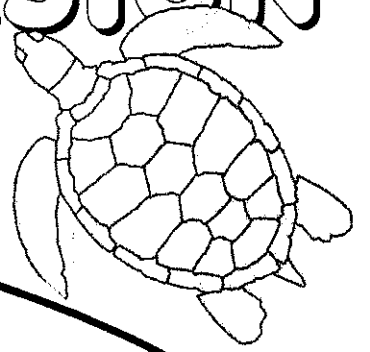
With a partner, take turns describing an image while the other person draws. See how close the drawer was to the imagined image! Switch roles.

Design a Cereal box. Include a cereal name, color scheme, mascot, and an interesting cereal box layout.



















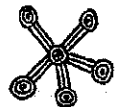
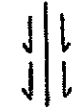





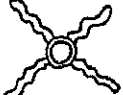

BOOMERANG DESIGN


Design your own boomerang using colours and symbols from Aboriginal Art

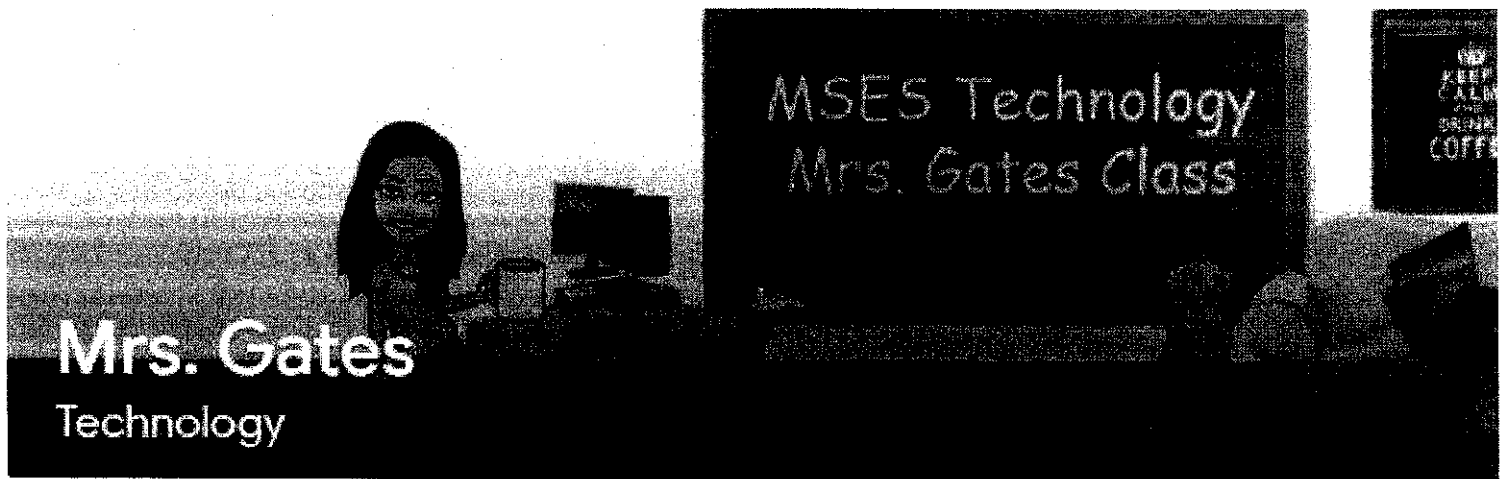


USE THESE IMAGES AND SYMBOLS TO HELP YOU WITH YOUR DESIGN!




- | | | | | |
|--|--|--|---|--|
| 
MAN | 
WOMAN | 
RAIN | 
SPEAR | 
CAMPSITE |
| 
RESTING PLACE | 
TWO MEN SITTING | 
WATERHOLE | 
MEETING PLACE | 
SMOKE, WATER FLOW, LIGHTNING OR BUSH FIRE |
| 
STAR | 
PEOPLE SITTING | 
WATERHOLES CONNECTED BY RUNNING WATER | 
RAINBOW, SANDHILL OR CLOUD | 
SHIELD |
| 
POSSUM | 
HONEY ANT SITE | 
MOVING KANGAROO TRACKS | 
FOUR WOMEN SITTING | 
DIGGING OR CLAPPING STICKS |
| 
FOOTPRINTS, ANIMAL TRACKS | 
WITCHETY GRUB | 
BOOMERANG | 
YAM PLANT | 
ANTS |





Day 7 Specials: Computers/ Technology

- If you are able to access Google Classroom, please visit my classroom on day 7. Go to classwork and complete the lesson for this week. My Google Classroom URL is <https://classroom.google.com/c/MTQxMDgzOTM2OTM1>.
My Classroom code to join my class is nafbhqz
- If you are unable to access Google Classroom, please complete the attached assignment included in the NTI Packet. You can also go to <https://code.org/learn> and in the sidebar, simply select "No computers or devices" under the "Classroom technology" heading for over 60 activities that can be done unplugged.



Technology/ Computer NTI Day 7

How do you use technology in your daily life?

My favorite web sites are...

My favorite games are...

Why is technology important to you?

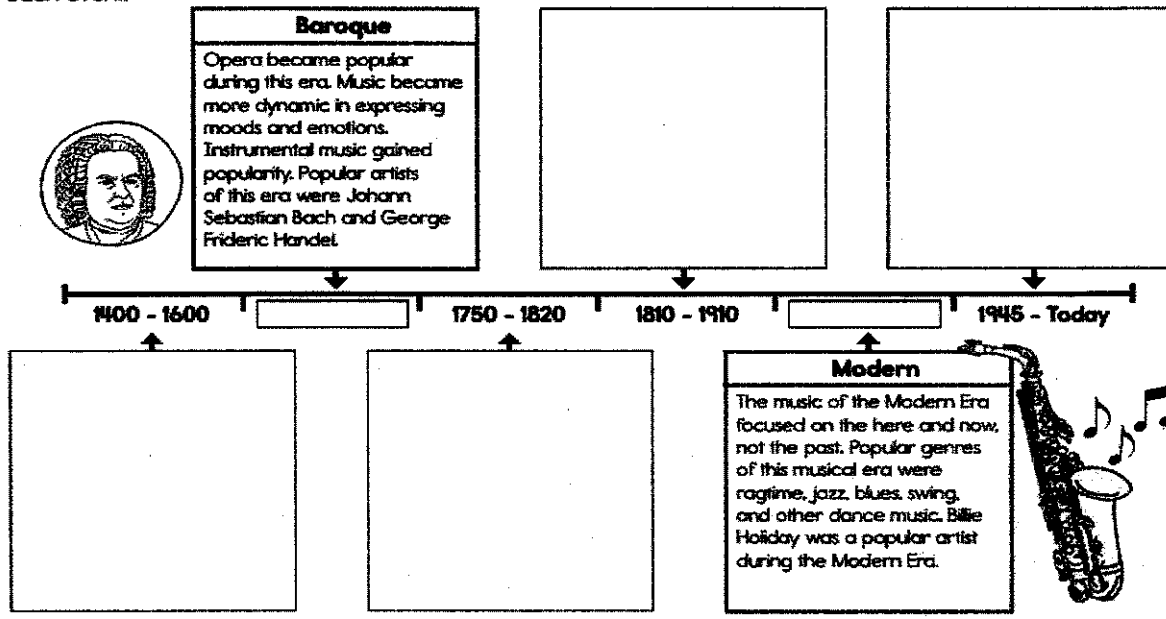
My favorite apps are...

Music Activity 1: Grades 3-5: Charbonneau



Music History Timeline

Directions: Cut out the boxes on the next page. Glue them into the box with the correct date or information for each event.



1890 - 1945

1600 - 1750

Classical
 Music from this era was light and graceful. The piano began replacing the harp in many compositions. Symphony No. 5 by Ludwig van Beethoven is a famous musical piece from the Classical Era.

Contemporary
 During this musical era, many innovations have influenced the music. These innovations include radio, electric guitar, computers, television, internet, and the mass production of instruments and sheet music.

Renaissance
 During this period, the printing press was invented. More songs could be written. The songs were calm, with no extreme rhythm or tone. Vocal music was at the center.

Romantic
 The French Revolution influenced the Romantic Era. Power began to shift to the middle class. The music was written for the middle class. Solo artists became more popular. Musical themes were love, beauty, and nature.



NTI Day 9: Library

- If you are able to access Google Classroom, please visit my library. Go to classwork, and find a book in one of my reading rooms to read. My Google Classroom URL is:

<https://classroom.google.com/c/Mzg4MTY2MTE5NjQ5>

My class code to join is: **ycxlalt**

- If you are not able to access Google Classroom, please read your library book or your favorite book, newspaper, or magazine at home. Try reading to a pet or a stuffed animal. You can also read with someone at your home. Have fun!

P, E, NTI DAY 5 + DAY 10

Go to NETFLEX or YOUTUBE

+ use 2 exercise videos (you pick)

or you can read articles or books
about sports or athletes or exercise or
health + nutrition.