

To create an account at EZpay.com; please follow the link: <https://www.ezschoolpay.com/Login.aspx>



Please see the steps below to add money to your account.

-once you create an account you will select "my students" then add a student (with your information)

[Home](#)
[My Account](#)
[My Students](#)
[Billing Setup](#)
[Recurring Payments](#)
[Credit History](#)
[Store / Pay Online](#)
[Cart](#)
[Help](#)

[LOGOUT](#)

My Students

	Last Name	First Name	School	Balance	Fees
 	Beltran	Juanita	Nutrition Office	\$17.00	N/A


Click the pencil beside your student's name to: View additional student information and pending balances; Set a low-balance email reminder level.

[CONTACT SCHOOL](#) [+ ADD A STUDENT](#) [MAKE A PAYMENT](#)

⌚ Auto Logout in: 00:19:56

-once you add information you will select make payment once filled out you will "add to cart"

Store / Pay Online



Lunch Credit
Item Code: 2
Use this item to add money for a student's lunch.

Student	School	Balance	Pending	Amount
Juanita Beltran	Nutrition Office	\$17.00	\$0.00	<input type="text" value="0.00"/>

[X CANCEL](#) [ADD TO CART](#)