

Parent Portal/Parent View

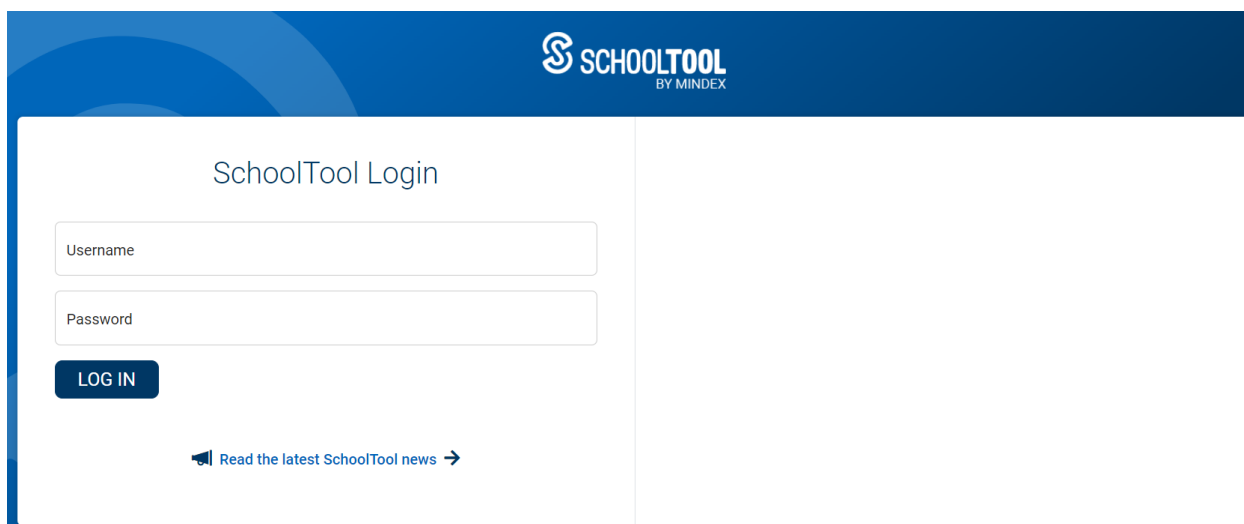
NOTE – All data used to create this document is scrambled, fake data. None of the student information shown is real data.

First Login > Preparation

When first logging in, a student contact (ex. parent/legal guardian) will need three things:

1. An email address.
 - a. Your current email address may be used to access SchoolTool. Make sure to provide the school with this, and confirm that they have allowed your email address to be used when logging into SchoolTool.
2. The web site of the SchoolTool database.
 - a. The web address to SchoolTool is: <https://edutech.schooltool.com/perry>
3. Access to your own email.
 - a. You will be receiving your first SchoolTool password through your email.

Login



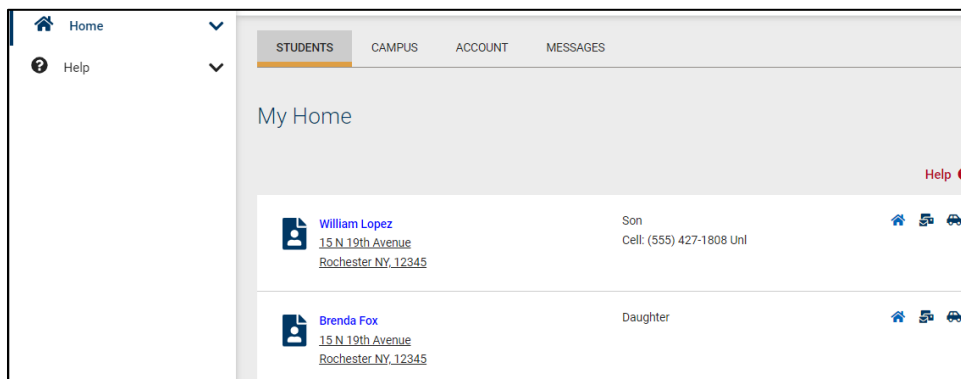
Navigate your browser to the SchoolTool site: <https://edutech.schooltool.com/perry>

Enter in your username (email address on file with school) and password

- Click Login
 - For any issues logging in, please reach out to your district contact: Jessica Veazey, District Registrar 585-237-0270 ext. 1012, jveazey@perrycsd.org

Navigation

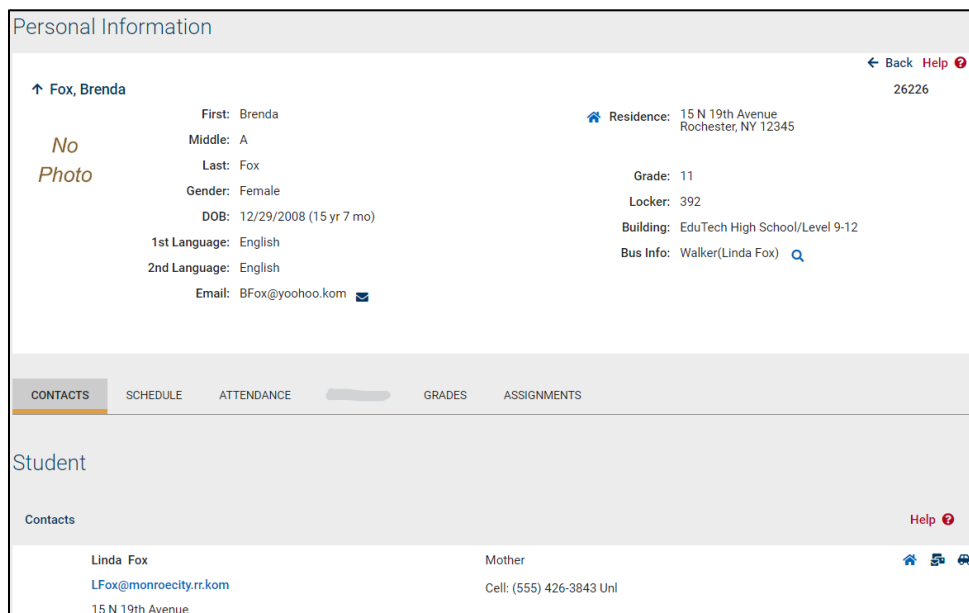
Once logged in, the SchoolTool menu will appear to the left of the screen and any students you have access to will appear on the right, along with their address, phone number, and their relationship to the adult contact.



To the right of each student, the Contact Right icons display, noting which rights the adult contact has for each student.

Icon	Contact Right
	Primary contact
	Receives mail
	Pickup
	Parent Portal

By clicking on the student's name, you will be taken into that student's record. From there, you will be able to view various pieces of student information, including demographic information, contacts, grades, assignments, and more.



Student Schedule

To access the student's current schedule, parents can click the Schedule tab. The student schedule can be viewed in either a Standard or Grid view.

The screenshot shows the 'Student' page with the 'SCHEDULE' tab selected. It displays a table for the 'Fall Semester - Minix HS : High School'. The table has columns for Period, Section, Course, Days, Room, and Teacher. The data is as follows:

Period	Section	Course	Days	Room	Teacher
	1	AM CTEC	B,G		
	1	TECHNICAL SCIENCE 1	B,G		Mr. Salty
1 - 2	1	COSMETOLOGY CORE	B,G	166 - Cafe/CTEC	Mr. Salty
3	2	ENGLISH 11R VT	B,G	169	Ms. Morgan Ms. Powell

Student Grades

Marking period grades, progress report grades (if applicable), and final grades can be viewed by navigating to the Grades tab and using the drop-downs. Please note that grades will not display until teachers have submitted grades at the end of each grading interval and they have been published by the district.

The screenshot shows the 'Student' page with the 'GRADES' tab selected. A dropdown menu is open for 'View', showing options: 'Marking Period Grades', 'Progress Report Grades', 'Assessment Grades', and 'Final Grades'. The 'Marking Period Grades' option is selected. The table below shows grades for 'Marking Period 1'.

Course	Teacher	FA,SP	B	3	3	Grade	Comments
CLAY	Ms. Scott					95	
CONCERT CHOIR	Mr. Lopez	FA,SP	G	4	1	93	<ul style="list-style-type: none">Continuing to make progress toward goals.Willing to ask for extra help.Continuing to make progress toward goals.
EARTH SCIENCE R	Ms. Richardson	FA,SP	B	1	1	81	

Student Assignments

Course assignments and associated grades can be viewed on the Assignments tab. This page can be viewed by marking period and for all courses, or for any individual course using the Courses drop-down.

The screenshot shows the 'Student' page with the 'ASSIGNMENTS' tab selected. It displays a table of assignments for '2021-2022' and 'Marking Period 1'. The table has columns for Course, Category, Assignment Name / Description, Date, Max, and Score.

Course	Category	Assignment Name / Description	Date	Max	Score
PHYSICAL EDUCATION (Rogers / Cook)	Attendance/Participation	Attendance/Participation	11/5/2021	100	100
PHYSICAL EDUCATION (Rogers / Cook)	Written	Swimming Assignment #2	11/4/2021	100	
PHYSICAL EDUCATION (Rogers / Cook)	Skills	Skills Nitroball	10/20/2021	100	
ENGLISH 11R VT (Morgan / Powell)	Classwork/ Participation	ORR Quiz	10/12/2021	25	20
ENGLISH 11R VT (Morgan / Powell)	Classwork/ Participation	ORR SGQ's	10/8/2021	15	7

Student Attendance

As attendance is submitted, the information will become available on the Attendance tab. Users can view Daily Attendance records or individual Course Attendance records by selecting the appropriate radio button. Please note that “Present” does not display.

The top screenshot shows the 'Student' attendance page with 'Daily Attendance' selected. It displays a single record: 'Early Dismissal' on '10/13/2021 11:26 AM'.

The bottom screenshot shows the same page with 'Course Attendance' selected. It displays a table of attendance records. A red arrow points to a Tallys icon in the bottom right corner.

Type	Date	Course	Period	Teacher
Absent	11/2/2021	TECHNICAL SCIENCE 1 - 00424 - (SN:01)		Salty
Absent	11/1/2021	TECHNICAL SCIENCE 1 - 00424 - (SN:01)		Salty

The Tallys icon can be used to view attendance totals by course, period, faculty, and type. Based on district settings, some attendance information may not display immediately after submission.