













NAME OF INSTITUTION	SUMMER SEMESTER							FALL SEMESTER							
	Total Enrollment	Total Undergraduate Enrollment (2022)	Number of FTIC Applications	Number of FTIC Admits	Average or middle 50% FTIC GRA	Middle 50% Admit FTIC SAT	Middle 50% Admit FTIC ACT	Number of FTIC Applications	Number of FTIC Admits	Average or middle 50% FTIC GRA	Middle 50% Admit FTIC SAT	Middle 50% Admit FTIC ACT	SSAR/SPARK	Self-Reported Test Scores	2+2 Program
 FLORIDA AGRICULTURAL AND MECHANICAL UNIVERSITY	7,802	4,923	1,104	500	3.52	990 – 1140	19 – 24	21,415	4,154	3.91	1070 – 1240	22 – 27	Yes	No	RAU/IGNITE
 FLORIDA ATLANTIC UNIVERSITY	29,514	22,047	4,392	4,280	3.55	1010 – 1150	20 – 24	20,227	17,727	3.70 – 4.20 / 4.0	1090 – 1250	22 – 28	Yes	Yes	Link to RAU
 FLORIDA GULF COAST UNIVERSITY	16,004	14,481	1,795	1,112	3.57 – 4.29	1020 – 1180	19 – 24	17,949	11,245	3.75 – 4.51	1080 – 1220	21 – 24	No	No	Destination PGCU
 FLORIDA INTERNATIONAL UNIVERSITY	55,487	45,442	7,810	5,923	3.9 – 4.4	1050 – 1170	21 – 24	14,487	5,373	4.1 – 4.7	1240 – 1370	25 – 30	No	No	Connect Success
 FLORIDA POLYTECHNIC UNIVERSITY	1,592	1,521	N/A	141	3.8 – 4.5	1120 – 1220	25 – 27	2,483	1,120	4.0 – 4.7	1250 – 1290	28 – 32	Yes	Yes	South Florida State College & Polk State College
 FLORIDA STATE UNIVERSITY	44,141	22,926	12,775	4,614	4.1 – 4.5	1220 – 1320	24 – 30	42,044	14,128	4.2 – 4.5	1240 – 1450	29 – 33	Yes	Yes	Apply TOC2PSU
 NEW COLLEGE OF FLORIDA	459	669	N/A	N/A	N/A	N/A	N/A	2,782	1,511	4.03	1100 – 1310	22 – 29	Yes	Yes	NCF Transform
 UNIVERSITY OF CENTRAL FLORIDA	58,405	53,721	11,400	7,640	3.9 – 4.2 / 4.10	1170 – 1240	22 – 25	43,222	14,187	4.1 – 4.2 / 4.20	1250 – 1380	25 – 30	Yes	No	Direct Connect
 UNIVERSITY OF FLORIDA	40,795	28,011	See Roll for combined	2,964	4.4 – 4.5	1240 – 1390	27 – 31	56,564	12,742	4.4 – 4.5	1270 – 1510	21 – 24	Yes	Yes	Gator Engineering @ Santa Fe and State College of Florida
 UNIVERSITY OF NORTH FLORIDA	14,517	14,282	1,582	1,259	3.11 – 3.74	950 – 1120	21 – 27	17,749	12,562	3.80 – 4.44	1060 – 1250	21 – 27	Yes	No	Transfer/UNF
 UNIVERSITY OF SOUTH FLORIDA	49,764	24,948	12,849	9,047	3.90 – 4.29	1100 – 1200	22 – 25	51,245	17,448	4.10 – 4.39	1230 – 1390	27 – 31	Yes	No	FUSE
 UNIVERSITY OF WEST FLORIDA	12,504	9,280	472	271	3.81	970 – 1150	19 – 24	9,297	5,212	3.95	1050 – 1220	21 – 27	Yes	No	UWF