

A decorative border surrounds the central text, featuring various school supplies and fruit. At the top left is a school bus. Along the top are three crayons and a pair of scissors. On the right side, from top to bottom, are a pair of scissors, a pencil, an apple, and a crayon. At the bottom right is a school bus. Along the bottom are a crayon, a pencil cap, a crayon, and a pair of scissors. On the left side, from top to bottom, are an apple, a crayon, a pencil, and a pair of scissors.

Kindergarten

AMI Packet #3

NAME: _____

**Complete and return this
entire packet to your
teacher.**

2023-2024

Sundae Time

A Reading A-Z Level A Leveled Book
Word Count: 34



Connections

Writing and Art

How would you make an ice cream sundae? Draw a picture and write about it.

Math

How many different items get added to the sundae in the book? Count them and share your answer with a partner.

 **Reading A-Z**

Visit www.readinga-z.com
for thousands of books and materials.

LEVELED BOOK • A

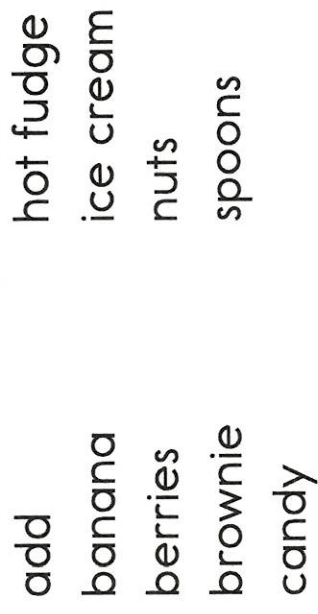
Sundae Time



Written by Racheal Rice
Illustrated by Alessia Girasole

www.readinga-z.com

Words to Know



www.readinga-z.com

Correlation

LEVEL A

Sundae Time
Level A Leveled Book
© Learning A-Z
Written by Rachael Rice
Illustrated by Alessia Girasole
All rights reserved.
www.readinga-z.com



I add the brownie.

3



I add the ice cream.

4



I add the banana.



I add the hot fudge.



I add the nuts.



I add the candy.



I add the berries.







I add the spoons.

Name _____

Main Idea

There are many toppings you can add to an ice cream sundae.




Sundae Time • Level A • 1

Skill: Main Idea and Details

Instructions: Read the main idea aloud to students. Then, have them draw four pictures to support the main idea. Have them label the drawings with the correct words.

Reading A-Z

Final /s/



Sundae Time • Level A • 2



Skill: Initial and Final Consonant Ss

Instructions: Have students cut out the picture cards. Name the pictures with students and have them sort the picture cards into the correct column.

Where do bears like to take a nap when it's warm outside?

1. When it is warm outside, black bears get hot because of their black fur. Because of that, they look for cool places to take a nap. Draw a picture of where a bear could take a nap. You can create your own structure or show where they would nap in a forest.

A large, empty rectangular box with a black border, intended for a child to draw a picture of where a bear might take a nap.



2. Circle the spots on the playground where you think it will be the hottest.



Name: _____

ALL ABOUT HISTORY

1) Draw an arrow from the word to the picture it describes.

	
<p>Picking Vegetables</p>	<p>https://cdn.loc.gov/service/ppp/fsa/Bc27000/Bc27800/Bc27817r.jpg</p>



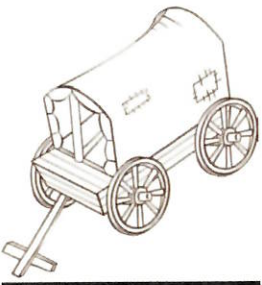



THEN

NOW

- 2) Circle clues in the picture that make you think the picture was taken then or now.
- 3) What other activities might look different for kids in the past? How would they be different?

Directions: Cut and paste the items below. Paste items from the past into the Long Ago circle and items used today in the today circle. If an item is from the past and is still used today, paste it in the center.

<u>Long Ago</u>	<u>Both</u>	<u>Today</u>

Name _____

AMI PACKET #3: Five Frames Subtraction

- Students begin with a full 5-frame and roll a dice to see how many counters to take away.
- Write the total number in the box for each turn.
- Any small item from around the house can be used as a counter.
- Turn in this recording sheet when you return to school.

--	--	--	--	--

1.

2.

3.

4.

5.

6.