

A decorative border surrounds the central text, featuring various school supplies and fruit. At the top left is a school bus. Along the top are three crayons and a pair of scissors. On the right side, there is a pencil and an apple. At the bottom right is another apple and a crayon. Along the bottom are a pair of scissors, a crayon, a pencil, and a school bus. On the left side, there is an apple and a pencil.

Kindergarten


AMI Packet #2

NAME: _____

**Complete and return this
entire packet to your
teacher.**

2023-2024

Name _____



birds




ail



hat



un



egg



eed



dog

Instructions: Name each picture aloud for students. Have students add the initial or final consonant Ss to complete each word.

Name _____



When

Where

Main Character:

Instructions: Discuss the picture with students, and assist them as they fill in the *Where* and *When* sections. Then, have students write the name of the main character and draw a picture of the character in the space provided.



LEVELED BOOK • B

Lazy Lulu

Written by Edie Evans • Illustrated by Carles Arbat

www.readinga-z.com



Lazy Lulu

A Reading A-Z Level B Leveled Book • Word Count: 39

Connections

Writing and Art

What is another animal that can be lazy like Lulu? Draw a picture and write about it.


Science

What kind of animal is Lulu? Where do animals like Lulu live? Share your ideas with a partner.

Reading A-Z

Visit www.readinga-z.com for thousands of books and materials.

Lazy Lulu



Written by Edie Evans
Illustrated by Carles Arbat
www.readinga-z.com

Focus Question


When is Lulu not lazy? Why?

| Correlation | |
|-------------------|---|
| LEVEL B | |
| Fountas & Pinnell | B |
| Reading Recovery | 2 |
| DRA | 2 |

Lazy Lulu
Level B Leveled Book
© Learning A-Z
Written by Edie Evans
Illustrated by Carles Arbat
All rights reserved.
www.readinga-z.com

Words to Know

blows
feather
fly
lazy
leaf
seed



Lazy Lulu sees a leaf.

Lazy Lulu • Level B

3

The leaf blows by.

h






Lazy Lulu sees a feather.

Lazy Lulu • Level B

5

9

The feather blows by.





Lazy Lulu sees a seed.

Lazy Lulu • Level B

7

8

The seed blows by.





Lazy Lulu sees a fly.

Lazy Lulu • Level B

9

Lulu is not so lazy after all!

10



Why do Missouri black bears eat so much in the fall?

1. Pretend that it is very cold outside. What kinds of things do you do to keep warm? Draw a picture of what you would do to keep warm in the box below.

In the winter time, there is not much food for bears. Because of this they go through a phase called hyperphagia (hahy-per-fey-jee-uh). Hyperphagia is when bears eat a lot to gain a layer of fat. Missouri black bears love to eat acorns from oak trees in the fall to help them gain the weight they need to survive the winter. It also helps them stay warm.



Gather as many blankets as you can in your house (you can do this in your bed as well with some extra blankets). Cover up with one blanket. What do you notice? Next, cover up with two blankets. Do you notice anything different? Repeat this until you have covered up with all your blankets.

2. What is the effect of adding blankets? Circle the best answer.
- a. Nothing happens (stay the same temperature)
 - b. You get colder
 - c. You get warmer

3. How is adding blankets like a bear adding a layer of fat (gaining weight) in the fall? What do they have in common? Write your answer in the box below.

4. What evidence do you have from the activity with the blankets to back up your answer in question 3? Write your answer in the box below.

Name: _____

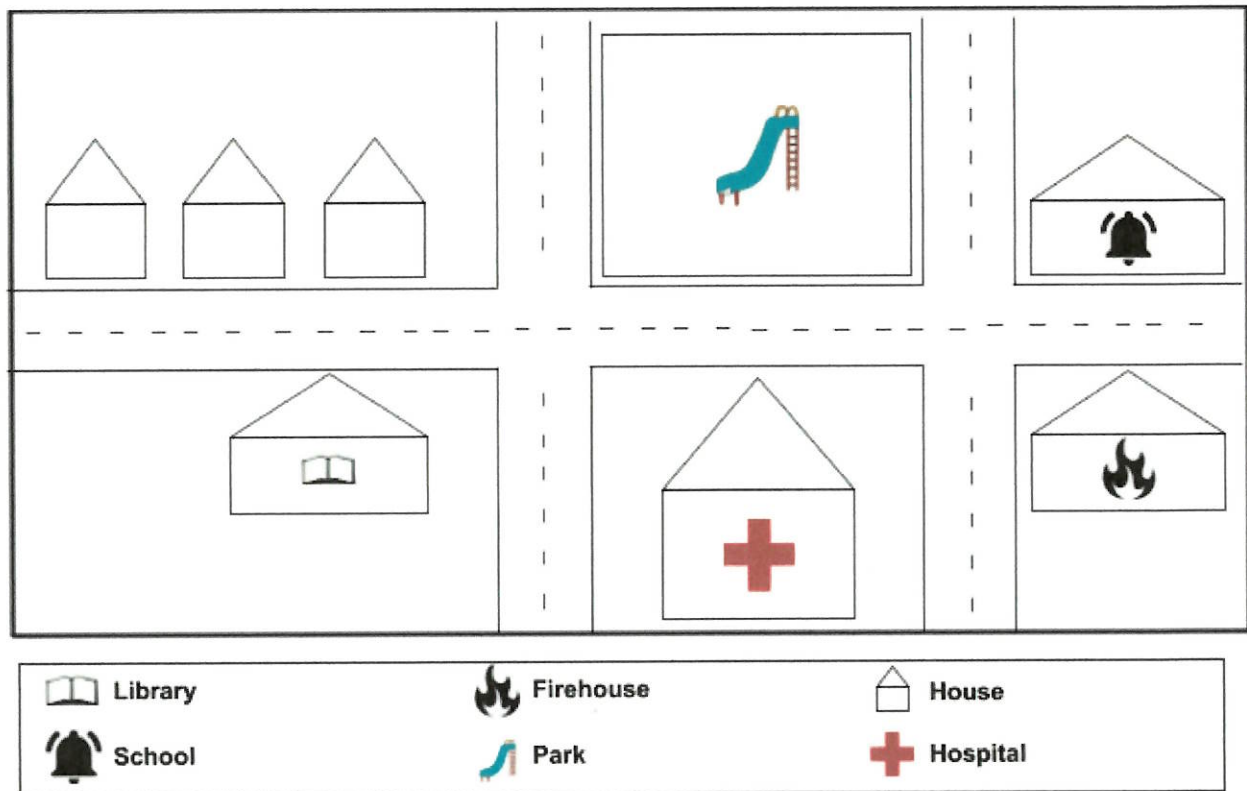
ALL ABOUT MAPS

Here is a map of our state - Missouri.



Here is a map of our country - The United States of America.
Find Missouri on this map and circle it.





On the map above, color each place correctly:

Color the school yellow.

Color the park green.

Color the library blue.

Color the firehouse red.

Color the houses purple.

What symbol would you use to add a grocery store to this map? Draw it here: _____

Add your grocery store symbol to the map where it fits best.

Name _____

AMI PACKET #2: Five Frames Addition

- Students begin with a full 5-frame and roll a dice to see how many counters to add.
- Write the total number in the box for each turn.
- Any small item from around the house can be used as a counter.
- Turn in this recording sheet when you return to school.

| | | | | |
|--|--|--|--|--|
| | | | | |
|--|--|--|--|--|

1.

2.

3.

4.

5.

6.