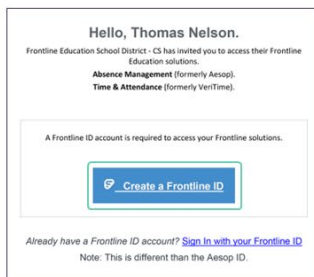


We will be transitioning to Frontline's Professional Learning Management (PLM) to manage learning for our district. As part of that transition, you will receive an email invitation to create your **Frontline ID**, the login credentials you will use to access the Frontline Professional Growth system.

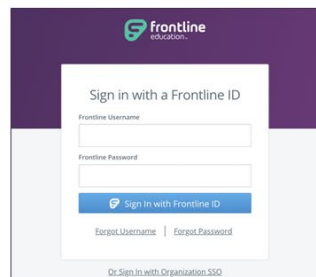
Once you receive your email, follow the three-step process below.



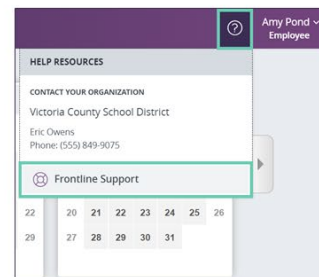
Use email invitation to create your **Frontline ID**



Log in to the system at:
app.frontlineeducation.com



Use ? in upper right and select **Frontline Support** to connect



1. CREATE – click the blue button in your email invitation to create your Frontline ID
2. LOG IN – use your Frontline ID to log in to the system at app.frontlineeducation.com
3. CONNECT – use the '?' in the upper right and select **Frontline Support** to connect to the Learning Center. *Important: this step will allow you access resources for training & support*

RESOURCES

Use this link for step-by-step guidance:
[Frontline ID Account and Email Invitation](#)

QUESTIONS

Reach out to Jennifer Colvin at jcolvin@k12.wv.us for additional questions.