

## **FOR PARENTS/GUARDIANS: Accessing and Using Parent Portal**

See the video: [How to Create an Account](#) Or follow the instructions below:

Please note, you must have the Access ID and Access Password for your student(s) which was sent via email and can be obtained through the school counselor and/or can be sent home with the student.

Visit: <https://greenburghraham.powerschool.com/public/>

### **Step 1**

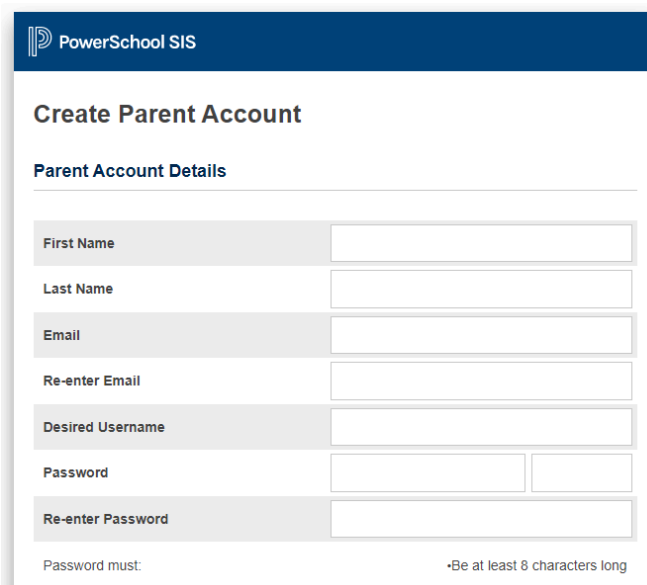
After choosing the "Create Account" tab, click on the "Create Account" button.

Learn more.' At the bottom right of the form, there is a blue button labeled 'Create Account'." data-bbox="319 276 902 527"/>

### **Step 2**

Create Parent Account - enter parent information and create a login and password

- Password must be at least 8 characters long
- Do not include spaces or any special characters in your username



## Step 3

Link your students to your account. You will need the Access ID and the Access Password provided in the email that was sent to you.

**Link Students to Account**


Enter the Access ID, Access Password, and Relationship for each student you wish to add to your Parent Account

1	
Student Name	<input type="text"/>
Access ID	<input type="text"/>
Access Password	<input type="text"/>
Relationship	-- Choose ▾
2	
Student Name	<input type="text"/>
Access ID	<input type="text"/>
Access Password	<input type="text"/>
Relationship	-- Choose ▾
3	
Student Name	<input type="text"/>
Access ID	<input type="text"/>
Access Password	<input type="text"/>
Relationship	-- Choose ▾


Continued on next page...


# Once you are in PowerSchool Parent Portal, what can you do?


Login to the main screen. On the left, you will see the Navigation area. From there, you can view a variety of screens about your student.





Navigation


 Grades and Attendance


 Grade History


 Locker Information


 Standards Based Report Card


 Course Based Report Card


 Student Transcript


 Attendance History

 Email Notification

 Teacher Comments

 Student Reports

 School Bulletin

 Class Registration

Grades and Attendance: [Redacted]

Grades and Attendance

Standards Grades

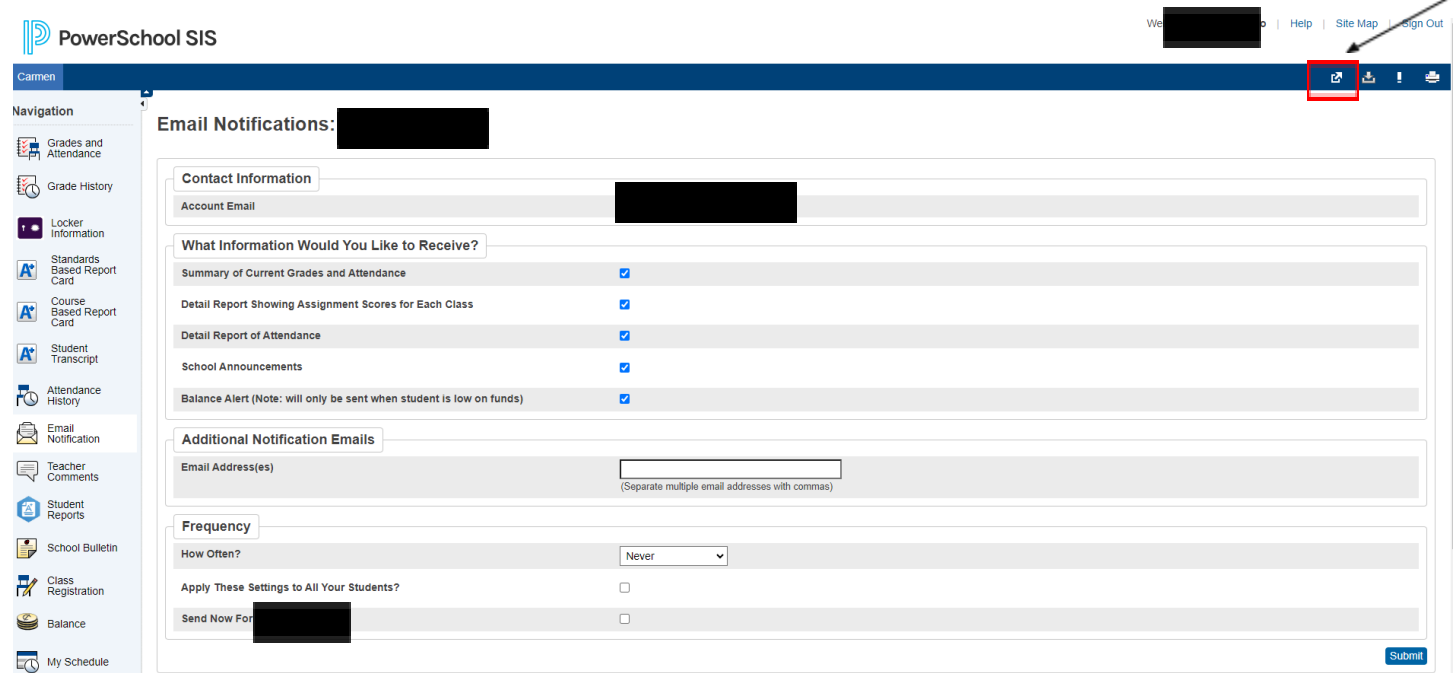
Exp	Last Week					This Week				
	M	T	W	H	F	M	T	W	H	
HR(A)	U	U	U	U	U	U				

Last Week				
M	T	W	H	F
U	U	U	U	U

Legend

Attendance Codes: Blank=Attendance Not taken | PRSNT-IN=PRSNT-IN | T-IN=T-IN  
H=Hospitalized | A=Absent | EA=Excused Absence | Re=Remote | SD=Snow Day | C=

To view IEP Progress Marks based on your student's current IEP, click on the arrow in the box, at the top right of the screen. (See below).



PowerSchool SIS

Navigation

- Grades and Attendance
- Grade History
- Locker Information
- Standards Based Report Card
- Course Based Report Card
- Student Transcript
- Attendance History
- Email Notification
- Teacher Comments
- Student Reports
- School Bulletin
- Class Registration
- Balance
- My Schedule

Email Notifications: [Redacted]

Contact Information

Account Email: [Redacted]

What Information Would You Like to Receive?

Summary of Current Grades and Attendance	<input checked="" type="checkbox"/>
Detail Report Showing Assignment Scores for Each Class	<input checked="" type="checkbox"/>
Detail Report of Attendance	<input checked="" type="checkbox"/>
School Announcements	<input checked="" type="checkbox"/>
Balance Alert (Note: will only be sent when student is low on funds)	<input checked="" type="checkbox"/>

Additional Notification Emails

Email Address(es):

(Separate multiple email addresses with commas)

Frequency

How Often?

Apply These Settings to All Your Students? ☐

Send Now For [Redacted] ☐

Submit

Clicking on "Special Services" will bring you to the IEP Direct portion of Parent Portal.

Applications		Close
Applications	Description	
Special Services	Parent Portal by Frontline Education	

There, you can click on:



You will then have all progress reports that have been published to the Parent Portal thus far. Click on the one(s) you would like to view.



## IEP Progress Report ▼

Marking Period	School Year	Published Date
November	2023 - 2024	November 06, 2023
November	2022 - 2023	January 03, 2023