

2022-2023

# ANNUAL REPORT

Engage. Inspire. Prepare.



Marysville  
School District



# Our Promise

Marysville School District CARES that our students are prepared for a rapidly changing world.

# Our Commitment

Marysville School District CARES...

...that each student is engaged with teachers, staff, families, and the community for their success.

...that each student is inspired each day to passionately pursue their education.

...that each student is prepared for continuous learning and civic responsibility.





# 2022-23 At-A-Glance



Multilingual Learners



Students with  
Disabilities



**3 in 5**

Low Income Students



**693**

Unhoused  
Students



School  
Buses

**1,089,951**  
miles logged  
to/from school



**589,433**

Student breakfasts served



**1,031,352**

Student lunches served



**44,565**

Student snacks and dinners served



**1,665,350**

Total student meals served



Languages spoken  
across the District

## Top Non-English Languages

- Spanish
- Russian
- Ukrainian
- Lushootseed
- Tagalog



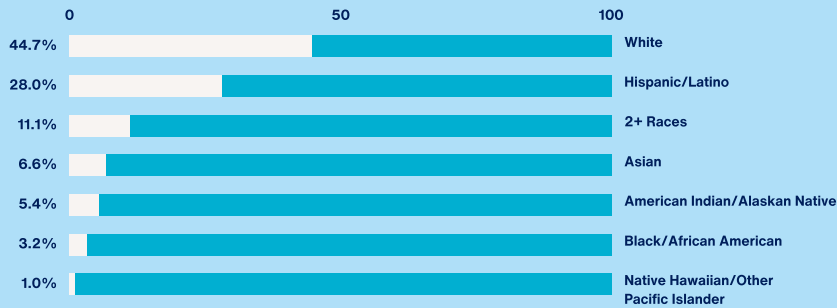
**105**

Students

received at least  
one (1) credit on  
the World  
Language Test



## Student Demographics\*



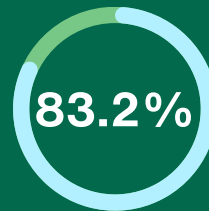
\*SOURCE: Office of the Superintendent of Public Instruction (OSPI)

Totals will not equal 100%

## Student Enrollment\*


**10,216**

For the 2022-2023 school year\*  
Includes Running Start, Alternative Learning, and Pre-K



**MSD 2022-2023**  
4-Year graduation rate

## MSD Staffing



**35**  
National Board Certified Teachers



**13.4 years**  
Average years of teaching experience\*



**17:1**  
Average class size\*

\*SOURCE: OSPI data from 2021-22





# 2022-23 Revenues

Total Revenues: \$182,518,093.00



**78.1%**

\$142,455,726.08

## STATE

The state of Washington is Marysville's largest funding source at over 78 cents of every dollar. The amount paid by the state is dependent on enrollment. Funding from the state does not fully cover the cost of educating students in Marysville.



**12.2%**

\$22,344,920.43

## LOCAL LEVY + FEES

Local taxes used for public education are referred to as "levies" and help make up the gap between what the state provides, what our students need and what the community expects. Levy dollars represent more than 12 cents for every dollar spent on students in Marysville. Levies are a critical funding source for our students and must be approved by local voters and collected over a set number of years.



**8.4%**

\$15,313,360.36

## FEDERAL

Federal money accounts for more than eight cents of every dollar received and helps provide vital services in specific areas, including special education, Title 1, and English Language Development.



**1.3%**

\$2,404,086.13

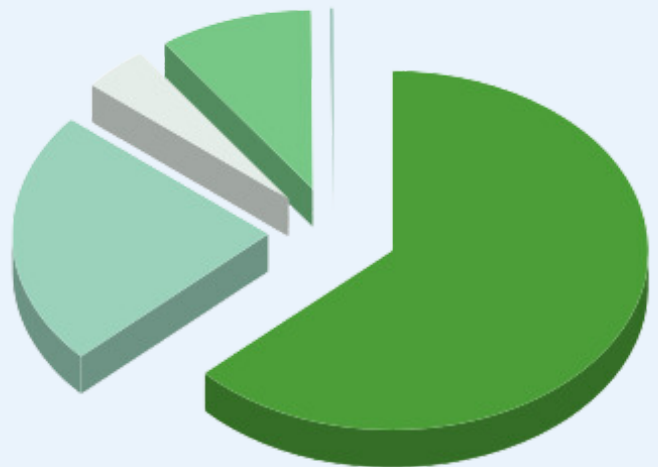
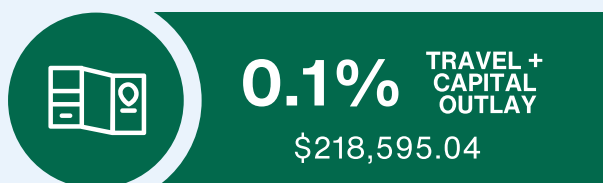
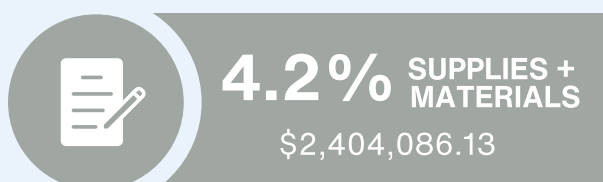
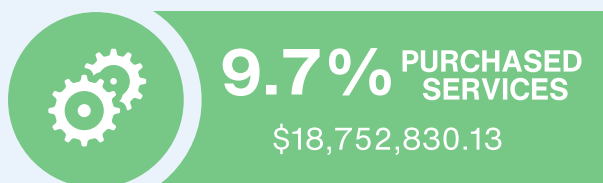
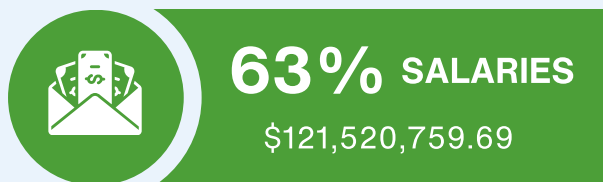
## OTHER

All other funding sources combined make up the remainder of one cent out of every dollar received. This includes gifts, donations, and fees that are used for very specific needs.



# 2022-23 Expenditures

Total Expenditures: \$192,776,276.28



## Explaining Excess Expenditures

*Why did the district spend more than its total revenues?*

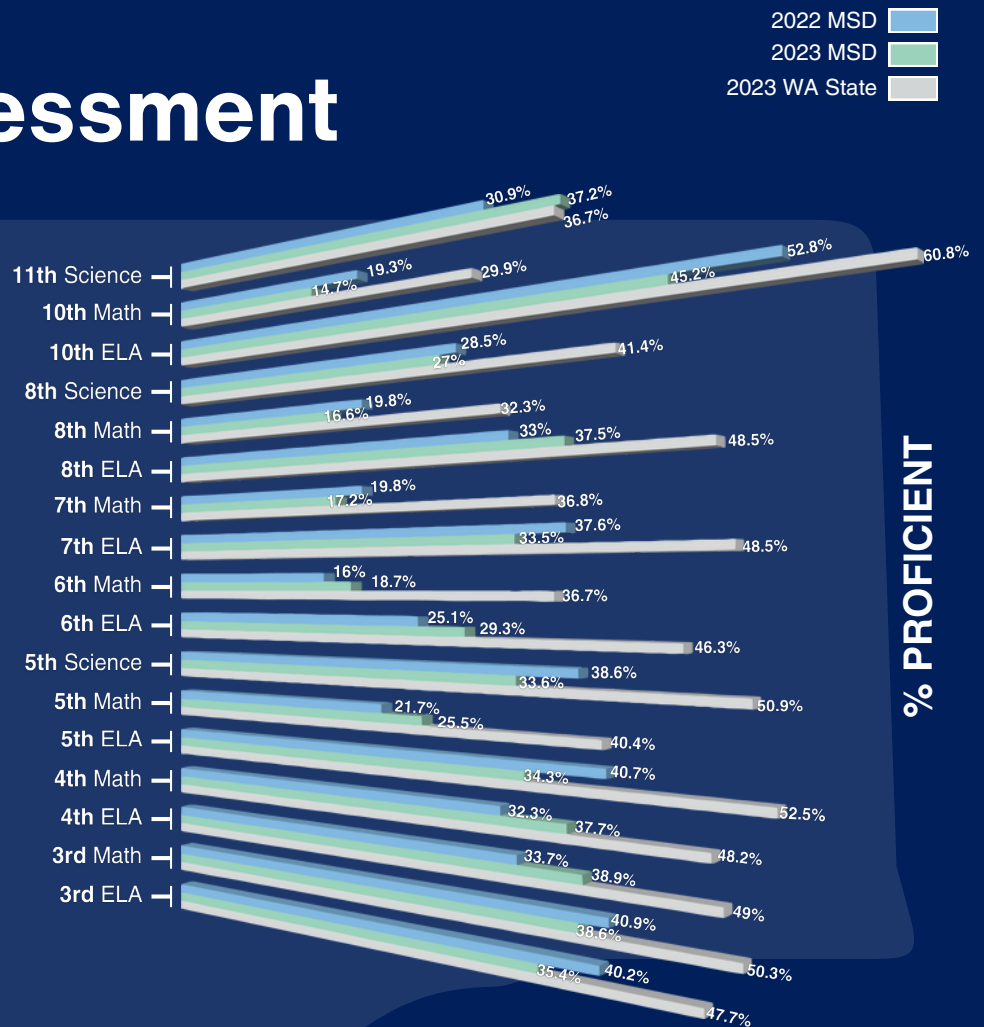
The district sets its annual budget in July of each year. The budget is an *estimate* of what the district thinks it may spend for the school year. Expenses increased over the year due to many factors, such as increased costs of utilities, gas, payroll, and student services.

Since the district's expenses exceeded revenues for the 22-23 school year, it transferred funds from the fund balance to cover the excess through a budget extension. Fund balance is included in the overall budget, but it is typically held in reserve, per board policy.



# MSD Assessment Results

The Office of Superintendent of Public Instruction (OSPI) recently released data from the spring 2023 state assessments, the first "typical" statewide test since before the COVID-19 pandemic. The Marysville School District data show some bright spots and areas where students need additional support to ensure that all students meet grade-level standards.



## Bright Spots in the Data

- On the 4th-grade English language assessment, our district improved by 5.2% (33.7% to 38.9%).
- On the 4th-grade math assessment, our district improved by 5.4% (32.3% to 37.7%).
- On the 5th-grade math assessment, our district improved by 3.8% (21.7% to 25.5%).
- On the 6th-grade English language assessment, our district improved by 4.2% (25.1% to 29.3%).
- On the 6th-grade math assessment, our district improved by 2.7% (16.0% to 18.7%).

## Areas of Needed Improvement

- 3rd-grade English language assessment decreased by 4.8%.
- 3rd-grade math assessment decreased by 2.3%.
- 5th-grade English language assessment decreased by 6.4%.
- 7th-grade math assessment decreased by 2.6%.
- 8th-grade science assessment decreased by 1.5%.



# 2022-23 In Review

## Attendance Improvement Efforts

- Engagement specialists working directly with schools
- More closely monitoring daily attendance
- Personal phone calls home
- Community Engagement Boards
- Home visits
- Parent communication through letters, emails, text messages, and postcards
- Schools' recognition of students



## Partnerships for Our Pupils

We deeply value our community partnerships in the Marysville School District, especially when they benefit our students and families. The 22-23 school year brought several positive outcomes, including Marysville Toyota's engine donation to the MPHS auto program, Leah's Dream Foundation's playground built at Grove Elementary, Marysville YMCA's affordable middle school sports, and the City of Marysville's provision of two School Resource Officers (SROs) for our secondary schools, among others.

## Kicking Off the New School Year

We kicked off the new school year with a Back-to-School Celebration with fun activities and opportunities for engagement with students and families.


The district implemented a staggered start to the school year, which has become a new tradition in Marysville. First through 5th, 6th, and 9th grades attended school a day earlier than the other grades in an effort to ease the transition to middle and high school for our 6th and 9th graders.



## Multilingual Competency & Free SATs

In the 22-23 school year, all 11th-grade students were provided an opportunity to take the SAT for free. In addition, all 10th-grade students were offered the PSAT for free.

Students also can take a World Language Test to earn credits in a foreign language that may be their native language. Last year, 105 8-12th grade students earned at least one (1) credit on this test.



## Listening & Learning

Over the course of the school year, our district leaders routinely solicited student, parent, and staff conversations through Community Building Circles, and school visits. The Superintendent's Student Advisory Council (SSAC) and the Superintendent's Parent Advisory Council (PAC) were established near the start of the school year for this purpose.



## Early Learning Program Growth

During the 2022-23 school year, our Early Learning programs proudly served more than 500 students at the Early Learning Center campus and classrooms at MPHS.

In addition, as part of the Introduction to Education course offered in our district, students interested in a career in education can gain hands-on experience working in our preschool classrooms in the Early Childhood program on the MPHS campus.

## School Health and Safety Action Plan

Through the dedication and commitment of the Superintendent's Student and Parent Advisory Councils, who served during the 2022 - 2023 school year, the groups developed the School Health and Safety Action Plan. The following areas of need were identified through a several-month-long process with each group: Drug and Alcohol Prevention and Intervention Safety and Security Accountability, Mental Health



## College & Career Readiness

This school year we prepared students for their future through the many fantastic opportunities available to them through Career and Technical Education classes. Highlights include the School House Cafe, the Regional Apprenticeship Pathways (RAP) program, high school prep classes available for middle school students, and the Teaching Academy for future educators, among many others.



## Security, Facilities, and Technology Upgrades

Before and over the course of the school year, upgrades were made to school security and facilities as well as technology.

Doorbell cameras and buzzer systems were installed at each school; fences were added to secure open campuses; expired-warranty Chromebooks were replaced at secondary schools thanks to a \$2.18M grant to the technology department.



## Successful Levy Passage

On February 14, 2023, the Marysville School District passed an educational programs and operations levy.

Our local levy dollars stay in our schools and district, providing educational experiences for students beyond the state definition of basic education.

The District would also like to thank the organized citizen's committee, Best Schools Marysville, and the many volunteers who worked tirelessly to achieve this positive outcome.





# Marysville School District

Engage

Inspire

Prepare

## 2022-23 Board of Directors



**Paul Galovin**  
Director 2, President



**Wade Reinhardt**  
Director 4,  
Vice President



**Connor Krebs**  
Director 1, Legislative  
Representative



**Kristen Michal**  
Director 5



**Keira Atchley**  
Director 3



Marysville School  
District No. 25



@msvlsd25



Marysville SD



MarysvilleSD



@msd25



Marysville School  
District



Marysville School  
District No. 25

### MARYSVILLE SCHOOL DISTRICT NO. 25

4220 80TH STREET NE  
MARYSVILLE, WA 98270

(360) 965-0000  
msd25@msd25.org

The Marysville School District complies with all federal and Washington State rules and regulations and will provide equal employment opportunity and treatment for all applicants and staff in recruitment, hiring, retention, assignment, transfer, promotion, and training. Such equal employment opportunity will be provided without discrimination with respect to race, creed, national origin, age, honorably discharged veteran or military status, sex, sexual orientation including gender expression or identity, marital status, the presence of any sensory, mental or physical disability or the use of a trained dog guide or service animal by a person with a disability.