

NTI Packet

Enclosed you will find work for your child to complete when school is closed due to inclement weather. These will need to be completed when school is called a *Non Traditional Instruction Day*.

For each day school is closed you will complete **1 day**.

School Closed for 1 day – Complete Day 1

School Closed for 2 days – Complete Day 1 & 2

School Closed for 3 days – Complete Day 1, 2, 3

School Closed for 4 days – Complete Day 1, 2, 3, 4

School Closed for 5 days – Complete Day 1, 2, 3, 4, 5

Please return completed work to your child's teacher when they return to school.

School Phone: (304) 675-1260

School Website: <http://beale/maso.k12.wv.us>

Teacher Email: kerigan.blake@k12.wv.us

Day 1

- **Letters Aa-Zz**
 - **Write your name and color the letters that are in your name.**
- **Trace Shapes**
 - **Square & Circle**
- **Bug Cutting Worksheet**
 - **Cut along each line starting at the bug to the end of the line.**

Letters Aa-Zz





My name is



 Color the letters that are in your name.



SQUARE

Can you draw a
SQUARE?





Day 2

- **Trace Upper Case letters**
- **Trace Numbers 1-10**
- **Trace Shapes**
 - **Triangle & Rectangle**
- **Draw a picture of your favorite thing to do.**

Name _____

Can you trace these letter shapes?

Stay on the lines!





A B C D

E F G H I J

K L M N O P



Q R S T U V

W X Y Z



RECTANGLE

Can you draw a
RECTANGLE?



Draw a picture of your favorite thing to do.

Day 3

- **Trace Lower Case letters**
- **Write your first name 5 times on the lined paper.**
- **Trace Shapes**
 - **Diamond & Oval**
- **Connect the dots, numbers 1-10.**
 - **Connect the dots and color the picture.**

Always do your best!



Name _____

Can you trace these lower case letters?
Stay on the lines!

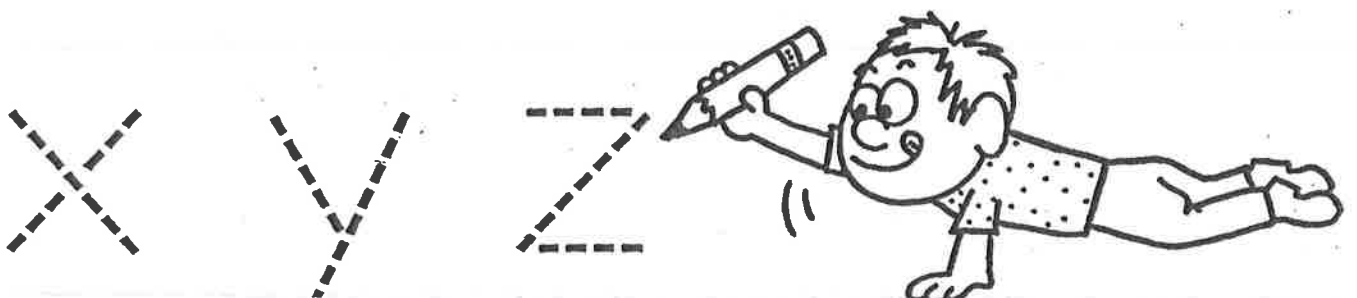


a b c d

e f g h i j k

l m n o p q


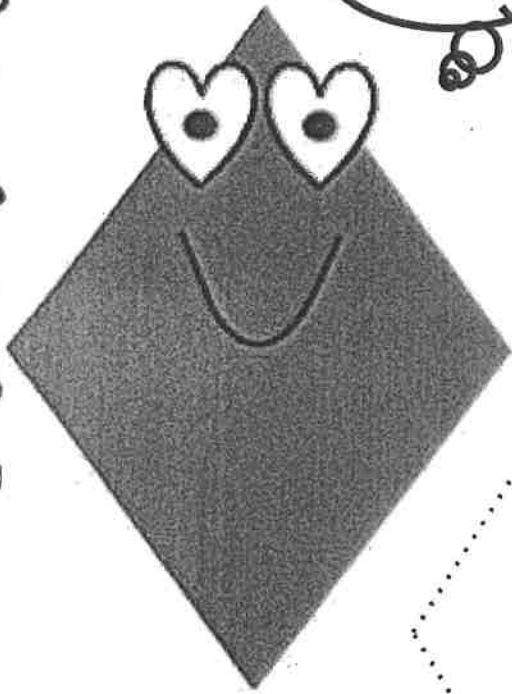
r s t u v w




x y z

DIAMOND

Can you draw a
DIAMOND?





Day

4

Day #4

Name: Read a story with your child.

I Can Listen to Reading!

Title of Book: _____

This book was:
(color one)


good



bad



Here is a picture from the story:

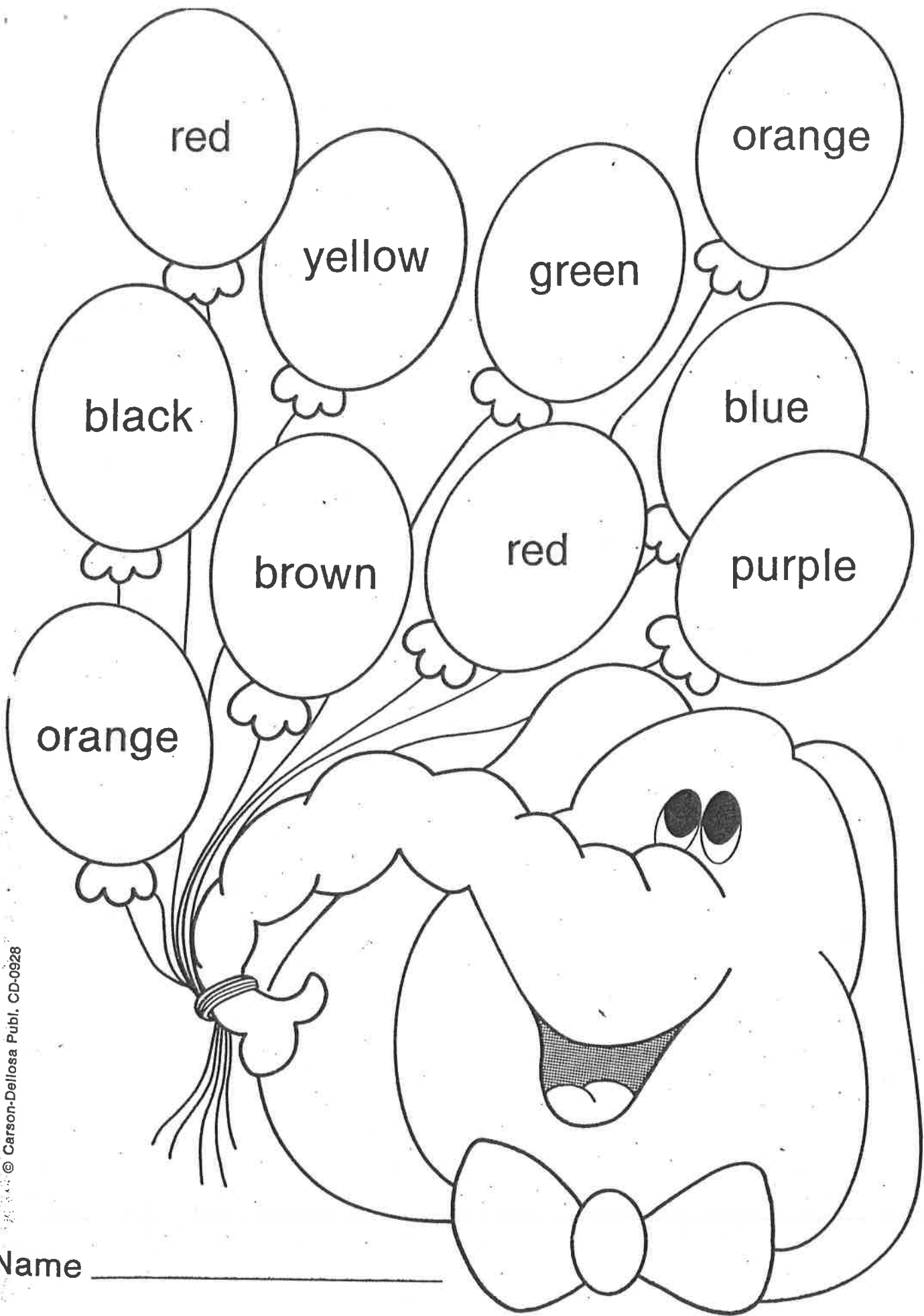


B and D

Name: _____

Directions: color all of the d's to reveal the mystery picture.

b	b	b	b	b	d	b
b	b	b	b	b	d	b
b	b	b	b	b	d	b
b	b	b	b	b	d	b
b	b	d	d	d	d	b
b	b	d	b	b	d	b
b	b	d	d	d	d	b



© Carson-Dellosa Publ. CD-0928

Name _____

Name: _____


Reading Comprehension

Directions: Read the text 3 times for fluency and color the stars.

The little boy has a
cowboy hat.

He likes his cowboy hat.

He will wear his hat to
school.



1. What does the little boy have?

2. He likes his _____.

- a. cowboy hat c. boots
- b. shirt

3. He will wear his hat to _____.

- a. his friends house
- b. school
- c. the park

D Day
57

Day #5

Name: Read a story with your child:

I Can Listen to Reading!

Title of Book: _____

This book was:
(color one)

good




bad



Here is a picture from the story:

A large rectangular box with a thin black border, intended for drawing a picture from the story.

Finish the alphabet.



1



0

7



12

8



9

16



17

13



9

20



19

13



5

18



16

0



4

4



13

6



14

16



18

5



6

13




12

B and D

Name: _____

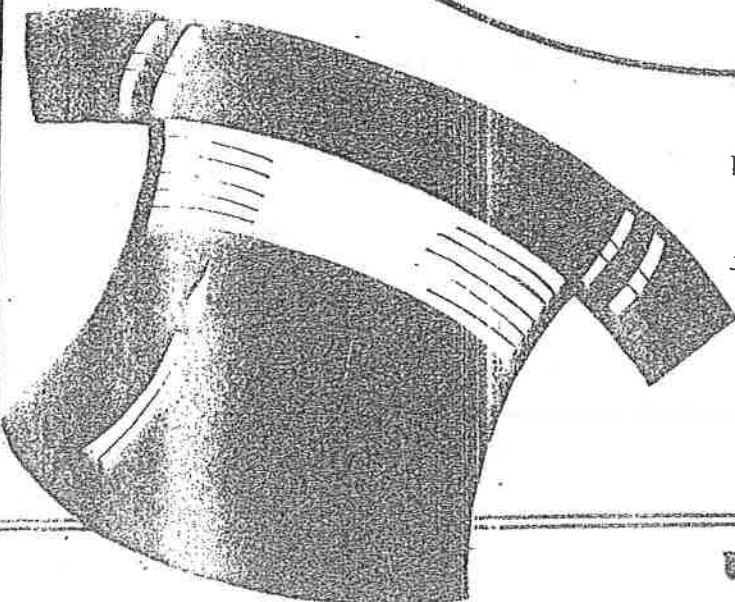
Directions: color all of the b's to reveal the mystery picture.

d	b	d	d	d	d	d
d	b	d	d	d	d	d
d	b	d	d	d	d	d
d	b	b	b	b	d	d
d	b	d	d	b	d	d
d	b	d	d	b	d	d
d	b	b	b	b	d	d



Award one pattern piece to each child as assignments are completed.

Start with the large bottom circle, the middle circle and then the head. Next, add the arms, scarf, broom, boots and finally the hat. Children can glue their snowman pieces to a large sheet of dark blue construction paper. When all the pieces are in place, the students can add their own jolly faces with crayons or markers. Display them on the class bulletin board.



Snowman Pattern