

Kindergarten

Remote Learning

Day 1

Student Name _____

Remote Learning Date _____

In the event of a Remote Learning day, students will be expected to complete the assignments contained in their Remote Learning packet. In order to receive credit for both the work and attendance, all assignments must be completed within two (2) school days of the Remote Learning day. For example, if the snow day is Tuesday, the student has until Thursday to turn in the Remote Learning lessons. Otherwise, the child is counted absent for the Remote Learning Day.

Character Education: **Responsibility**

Make your bed.

Pick up your toys.

Clean your room.

Help around the house.

Please Practice Daily!

Kindergarten SFA Red Words- Words are listed in the order they will be taught.

List 1

we
I
am
me
like
is
a
my
no
was
love
can
have
has
oh
the
you
he
she
puts
go
all

List 2

do
sees
put
of
are
says
likes
to
loves
with
does
good
that
be
ow
play
saw
want
they
for
loved

List 3

may
O.K.
or
said
ate
her
this
as
give
hard
his
I'll
were
your
day
gave
out
faster
into
called
by


List 4

don't
having
so
then
our
when
where
too

*will work on color &
number words all year
blue purple
black brown
white pink
green yellow
orange red
one two
three four
five six
seven eight
nine ten

Name: _____

100 Chart



| | | | | | | | | | |
|----|----|----|----|----|----|----|----|----|-----|
| 1 | 2 | 3 | 4 | 5 | 6 | 7 | 8 | 9 | 10 |
| 11 | 12 | 13 | 14 | 15 | 16 | 17 | 18 | 19 | 20 |
| 21 | 22 | 23 | 24 | 25 | 26 | 27 | 28 | 29 | 30 |
| 31 | 32 | 33 | 34 | 35 | 36 | 37 | 38 | 39 | 40 |
| 41 | 42 | 43 | 44 | 45 | 46 | 47 | 48 | 49 | 50 |
| 51 | 52 | 53 | 54 | 55 | 56 | 57 | 58 | 59 | 60 |
| 61 | 62 | 63 | 64 | 65 | 66 | 67 | 68 | 69 | 70 |
| 71 | 72 | 73 | 74 | 75 | 76 | 77 | 78 | 79 | 80 |
| 81 | 82 | 83 | 84 | 85 | 86 | 87 | 88 | 89 | 90 |
| 91 | 92 | 93 | 94 | 95 | 96 | 97 | 98 | 99 | 100 |

Kindergarten

Snow Packet

Name: _____

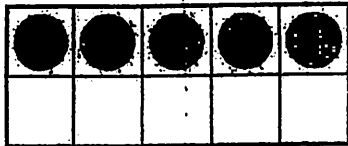

*** Please remember to read the current story for SFA each day we are off.







Name: _____

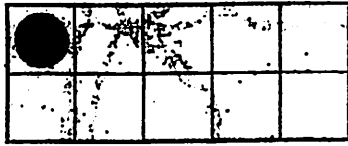

Day 1




How many?

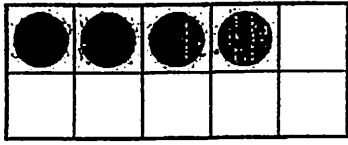



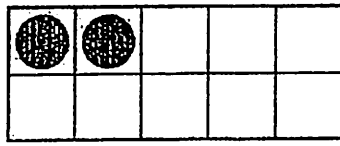



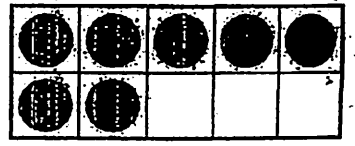













Practice and Homework
Lesson 3.6

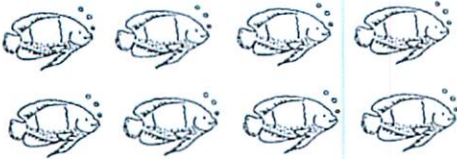
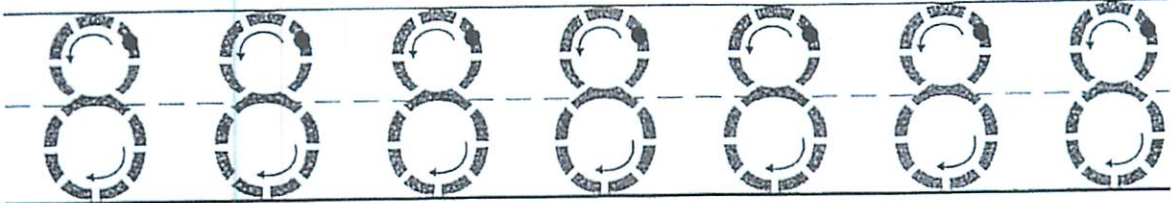
Name _____


Count and Write to 8

Learning Objective You will count and write up to 8 with number words and whole numbers.



8
eight



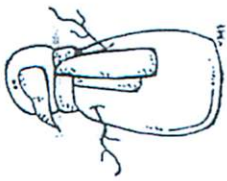




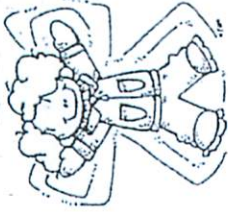


DIRECTIONS 1. Say the number. Trace the numbers.
2-5. Count and tell how many. Write the number.

ABC Order



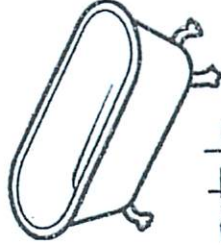
snowman



angel




tracks



bath



dream



melt

1. _____
2. _____
3. _____
4. _____
5. _____
6. _____

Day 1

Name: _____

Practice reading and writing the words below.

1. big



2. come



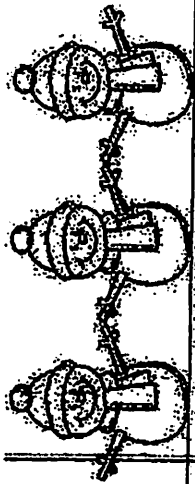
3. little



4. have



5. can



counting mat It's forward



| | | | | | | | | | |
|---|---|---|---|---|---|---|---|---|----|
| 1 | 2 | 3 | 4 | 5 | 6 | 7 | 8 | 9 | 10 |
|---|---|---|---|---|---|---|---|---|----|



| | | | | | | | | | |
|----|----|----|----|----|----|----|----|----|----|
| 11 | 12 | 13 | 14 | 15 | 16 | 17 | 18 | 19 | 20 |
|----|----|----|----|----|----|----|----|----|----|



| | | | | | | | | | |
|----|----|----|----|----|----|----|----|----|----|
| 21 | 22 | 23 | 24 | 25 | 26 | 27 | 28 | 29 | 30 |
|----|----|----|----|----|----|----|----|----|----|



| | | | | | | | | | |
|----|----|----|----|----|----|----|----|----|----|
| 31 | 32 | 33 | 34 | 35 | 36 | 37 | 38 | 39 | 40 |
|----|----|----|----|----|----|----|----|----|----|



| | | | | | | | | | |
|----|----|----|----|----|----|----|----|----|----|
| 41 | 42 | 43 | 44 | 45 | 46 | 47 | 48 | 49 | 50 |
|----|----|----|----|----|----|----|----|----|----|



| | | | | | | | | | |
|----|----|----|----|----|----|----|----|----|----|
| 51 | 52 | 53 | 54 | 55 | 56 | 57 | 58 | 59 | 60 |
|----|----|----|----|----|----|----|----|----|----|



| | | | | | | | | | |
|----|----|----|----|----|----|----|----|----|----|
| 61 | 62 | 63 | 64 | 65 | 66 | 67 | 68 | 69 | 70 |
|----|----|----|----|----|----|----|----|----|----|



| | | | | | | | | | |
|----|----|----|----|----|----|----|----|----|----|
| 71 | 72 | 73 | 74 | 75 | 76 | 77 | 78 | 79 | 80 |
|----|----|----|----|----|----|----|----|----|----|



| | | | | | | | | | |
|----|----|----|----|----|----|----|----|----|----|
| 81 | 82 | 83 | 84 | 85 | 86 | 87 | 88 | 89 | 90 |
|----|----|----|----|----|----|----|----|----|----|



| | | | | | | | | | |
|----|----|----|----|----|----|----|----|----|-----|
| 91 | 92 | 93 | 94 | 95 | 96 | 97 | 98 | 99 | 100 |
|----|----|----|----|----|----|----|----|----|-----|

Snow Sacks for Physical Education K-4

In the event of a Snow Day, here are some gross motor suggestions for physical education class. Circle any activities that you complete during the snow day or write down some physical activities that you completed that were not listed. For example, you could jog or take out the garbage. You should do enough activities to have a minimum of 30 minutes of physical activity each day. You can choose to do any of the activities listed below or come up with your own fun physical activities. Students will circle the activities they have done and have a parent sign it before turning it in. Possible activities are:

Shoveling Snow

Push-ups

Washing dishes

Building a Snowman

Sit-ups

Cleaning your room

Sled Riding

Arm circles

Taking garbage out

Having a snowball fight

Stretching

Running the vacuum

Walking

Skipping

Playing Wii

Skating

Running

Any other physical activities that were not listed:

Student Name: _____

Parent Signature: _____