



Cass Lake-Bena School District

2023 World's Best Workforce Report

November 2023

CASS LAKE-BENA SCHOOL BUILDINGS	
District Office	335-2204, ext. 6001
Elementary School	335-2204, ext. 5000
Middle School	335-2204, ext. 1900
High School	335-2204, ext. 1100
Area Learning Center	335-2204, ext. 6207
Adult Basic Education	335-4284

Cass Lake-Bena School District Strategic Plan

We believe:

- All students can learn and excel;
- All students should be offered an education developed to meet their individual needs;
- Educational excellence requires effective leadership, high expectations, teamwork, and responsible allocation of resources at all levels of the organization;
- Learning occurs best in a safe, nurturing, and respectful environment;
- A learning rich culture provides opportunities for equity, collaboration, critical thinking, creative problem solving risk-taking, and celebrating success;
- In order to support a bright, hopeful future, we must be mindful, and give proper respect to our past and to individual diversity; and
- Collaboration between home, school, and community has a positive effect on each student.

Demographics

The Cass Lake-Bena Schools are located on the Leech Lake Indian Reservation and proudly serves a student population rich in Ojibwe culture and history. The information below provides the enrollment data and the percentages of low income students, minority students and students receiving special education services. The Minnesota Department of Education calculates and reports this data each year. (Minnesota Report Card)

School Years	District Enrollment	Poverty	Special Ed	Minority
2020	Unable to report	Unable to report	Unable to report	Unable to report
2021	1,107	66.1%	21.5%	93.0%
2022	1,165	71.9%	21.0%	92.5%
2023	1138	83.5%	22.6%	95.3%

2023 WORLD'S BEST WORKFORCE GOALS AND RESULTS

What is the World's Best Workforce (WBWF)?

The World's Best Workforce bill was passed in 2013 to ensure every school district in the state is making strides to increase student performance. Each year school districts develop a plan that addresses the following five goals:

- All students are ready for school
- All third-graders can read at grade level
- All racial and economic achievement gaps between students are closed.
- All students are ready for career and college.
- All students graduate from high school.

School districts create their own plan to align curriculum and instruction so students are college and career ready. This WBWF report is meant to provide you with information on the student achievement goals that have been established in Cass Lake-Bena School District's Plan for the 2022-2023 school year as it relates to MCA and other testing data.

GOAL #1: ALL STUDENTS READY FOR SCHOOL

Cass Lake-Bena Elementary (CLBE) participates in both the state funded Voluntary Pre-Kindergarten program as well as Pathways I and Pathways II scholarships. Through these programs, CLBE has been able to identify the students with the greatest need and provide academic and social development support for students and families. Through our Curiosity Center program, four-year-olds receive a comprehensive social and academic education utilizing the Success for All curriculum. CLBE monitors/tracks success and instruction through the MDE sponsored Work Sampling System (WSS). In addition, CLBE provides comprehensive special education services for ages birth through 4 years old. Finally, each summer, CLBE collaborates with the local Head Start to conduct a preschool transitional program. This program focuses on teaching the established routines and social-emotional learning experiences to 3 and 4 year olds.

GOAL #2: ALL STUDENTS IN THIRD GRADE ACHIEVING GRADE-LEVEL LITERACY

Goal: The percentage of ALL students in grades 3 at Cass Lake-Bena Elementary School enrolled October 1st who earn achievement levels of Exceeds or Meets the Standards on the Reading MCA (all accountability tests) will increase from 17.8% in 2022 to 100% in 2023.

Results:

Grade 3 MCA Reading Proficiency in 2022 increased by 4.9% to 26.7%, short of our goal to increase by 100%. We performed below the state proficiency level of 47.4%. *This goal was not met.*

GOAL #3: CLOSING THE ACADEMIC ACHIEVEMENT GAP AMONG ALL GROUPS

READING

Goal: The percentage of ALL students enrolled October 1st at Cass Lake-Bena School District who earn achievement levels of Exceeds or Meets the Standards on the Reading MCA (all accountability tests) will increase from 21.6% in 2022 to 31.6% in 2023.

Results:

Cass Lake-Bena School District MCA Reading Proficiency for ALL students remained the same from 2022 at 21.6%, short of our goal to increase by 10%. Proficiency **increased** from 2022 to 2023 in Grades 3 and 6. Cass Lake-Bena School District performed below the State proficiency of 49.9%. (State achievement levels also decreased from 2022 to 2023) *This goal was not met.*

Goal: The percentage of Cass Lake-Bena School District students in the American Indian, Special Education, and Free/Reduced subgroups who earn achievement levels of Exceeds or Meets the Standards on Reading MCA (All accountability tests) will increase by 10% in each subgroup from 2022 to 2023.

Results:

CLB District **American Indian** 2023 MCA Reading proficiency decreased from 2022 by 1.6% to 18.5%.
(State achievement levels also decreased from 2022 to 2023 in the subgroup)

CLB District **Free & Reduced** 2023 MCA Reading proficiency decreased from 2022 by 1.3% to 16.8%.

CLB District **Special Ed** 2023 MCA Reading proficiency **increased** from 2022 by 6.7% to 10.1%, just 3.3% short of the 10% subgroup goal. (State achievement levels decreased from 2022 to 2023 in this subgroup)

This goal was not met.

MATHEMATICS

Goal: The percentage of ALL students enrolled October 1st at Cass Lake-Bena School District who earn achievement levels of Exceeds or Meets the Standards on the Math MCA (all accountability tests) will increase from 14.0% in 2022 to 24.0% in 2023.

Result:

Cass Lake-Bena School District MCA Math Proficiency for ALL students **increased** from 2022 by .6% to 14.6%, short of our goal to increase by 10%. Proficiency **increased** from 2022 to 2023 in Grades 3, 5, 6, 7, and 8. Cass Lake-Bena School District performed below the State proficiency of 45.5%. *This goal was not met.*

Goal: The percentage of Cass Lake-Bena School District students in the American Indian, Special Education, and Free/Reduced subgroups who earn achievement levels of Exceeds or Meets the Standards on Math MCA (All accountability tests) Will increase by 10% in each subgroup from 2022 to 2023.

Results:

CLB District **American Indian** 2023 MCA Math proficiency decreased from 2022 by .8% to 12.8%.

CLB District **Free & Reduced** 2023 MCA Math proficiency decreased from 2022 by 1.9% to 12.3%.

CLB District **Special Ed** 2023 MCA Math proficiency decreased from 2022 by 3.1% to 5.9%.

This goal was not met.

Goal #4: ALL STUDENTS CAREER AND COLLEGE READY BY GRADUATION

Goal: The percentage of ALL students in Grade 8 at enrolled October 1st at Cass Lake-Bena School District who earn achievement levels of Exceeds or Meets the Standards on the Mathematics MCA (all accountability tests) will increase from 6.1% in 2022 to 16.1% in 2023.

The percentage of ALL students in Grade 8 at Cass Lake-Bena Middle School who earn achievement levels of Exceeds or Meets the Standards on the Mathematics MCA (all accountability tests) will increase from 6.7% in 2022 to 16.7% in 2023.

Results:

Cass Lake-Bena School District proficiency **increased** from 2022 by 2.9% to 9.0%.

Cass Lake-Bena School Middle School proficiency **increased** from 2022 by 3.3% to 10.0%.

This goal was not met.

Goal #5: ALL STUDENTS GRADUATE

Goal: Cass Lake-Bena High School District graduation rate as measured by MDE's Four Year Graduation Rate calculations will increase from 61.5% in 2021 to 100.0% in 2022 according to Cass Lake-Bena's goals for all students.

Cass Lake-Bena Area Learning Center graduation rate as measured by MDE's Six Year Graduation Rate calculations will increase from 31.9% in 2021 to 100.0% in 2022 according to Cass Lake-Bena's goals for all students.

Results:

Cass Lake-Bena High School four-year graduation rate **increased** from 2022 by 21.6% to 83.1%.

Cass Lake-Bena ALC four-year graduation rate decreased from 2022 by 9.7% to 22.2%.

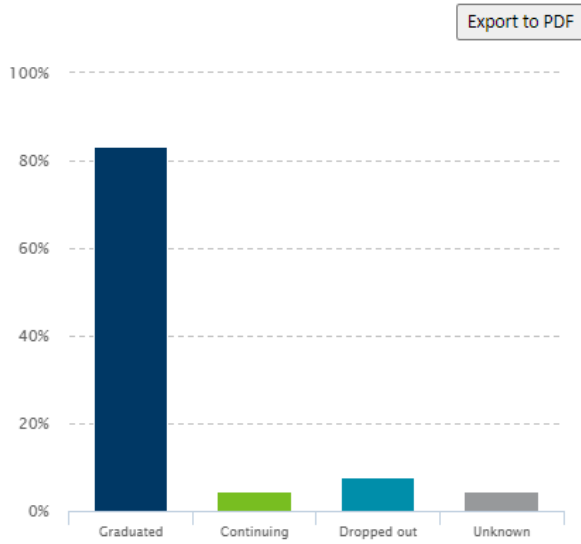
Cass Lake-Bena School District four-year graduation rate **increased** from 45.3% in 2021 to 58.2% in 2022. The district's rate includes students from both the High School and ALC combined.

The District and High School did not meet their goals.

NOTE: 2023 Rates are not yet available; the ALC sets their own goals.

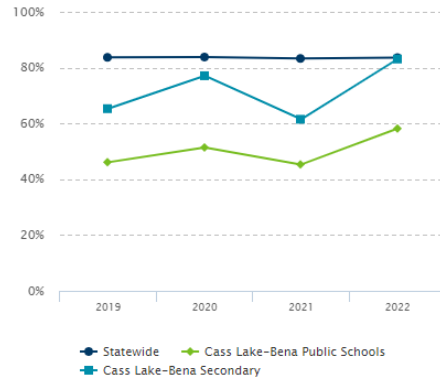
CL-B High School 4-Year Graduation Rate

Students in the class of 2022 graduating in 2022 or earlier.



Organization	Graduated	Continuing	Dropped out	Unknown
Cass Lake-Bena Secondary	83.1%	4.6%	7.7%	4.6%
	54	3	5	3

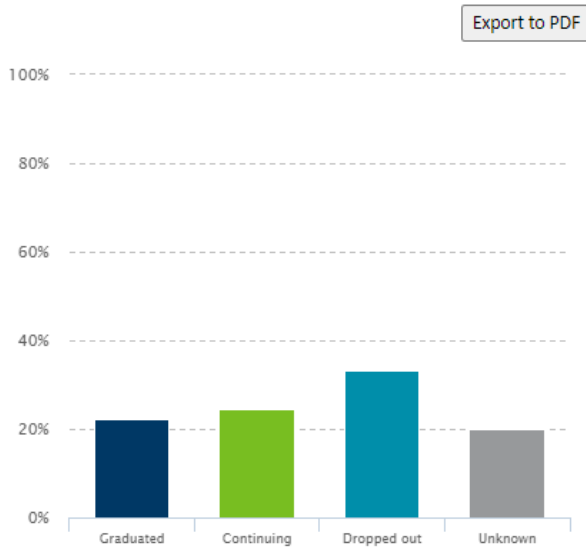
Statewide vs CL-B High School Graduation Rate Trend



Organization	Year	Graduated count	Graduated %
Statewide	2019	57,171	83.7%
	2020	56,684	83.8%
	2021	57,137	83.3%
	2022	58,586	83.6%
Cass Lake-Bena Public Schools	2019	47	46.1%
	2020	54	51.4%
	2021	39	45.3%
	2022	64	58.2%
Cass Lake-Bena Secondary	2019	32	65.3%
	2020	37	77.1%
	2021	24	61.5%
	2022	54	83.1%

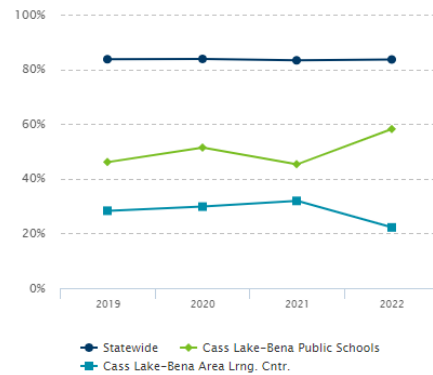
CL-B ALC 4-Year Graduation Rate

Students in the class of 2022 graduating in 2022 or earlier.



Organization	Graduated	Continuing	Dropped out	Unknown
Cass Lake-Bena Area Lrng. Cntr.	22.2%	24.4%	33.3%	20.0%
	10	11	15	9

Statewide vs CL-B ALC Graduation Rate Trend



Organization	Year	Graduated count	Graduated %
Statewide	2019	57,171	83.7%
	2020	56,684	83.8%
	2021	57,137	83.3%
	2022	58,586	83.6%
Cass Lake-Bena Public Schools	2019	47	46.1%
	2020	54	51.4%
	2021	39	45.3%
	2022	64	58.2%
Cass Lake-Bena Area Lrng. Cntr.	2019	15	28.3%
	2020	17	29.8%
	2021	15	31.9%
	2022	10	22.2%

2023 Goals and Results for Cass Lake-Bena Elementary School

Goals: The percentage of ALL students in grades 3 and 4 who meet the enrollment criteria under the North Star Accountability System at CLBES who earn achievement levels of Exceeds or Meets the Standards on the **READING** MCA (all accountability tests) will increase from 19.3% in 2022 to 29.3% in 2023.

The percentage of ALL students in grades 3 and 4 who meet the enrollment criteria under the North Star Accountability System at CLBES who earn achievement levels of Exceeds or Meets the Standards on the **MATHEMATICS** MCA (all accountability tests) will increase from 27.1% in 2022 to 37.1% in 2023.

The percentage of Cass Lake-Bena Elementary students in the American Indian, Special Education, and Free/Reduced subgroups who meet the enrollment criteria under the North Star Accountability System at CLBES who earn achievement levels of Exceeds or Meets the Standards on the **READING AND MATHEMATICS** MCA (all accountability tests) will increase by 10% in each subgroup from 2022 to 2023.

Results:

Cass Lake-Bena Elementary School 2023 MCA Reading proficiency for ALL students **increased** from 2022 by 3.7% to 23%, short of our goal. Cass Lake-Bena Elementary School performed below the State proficiency of 49.9%.

This goal was not met.

Cass Lake-Bena Elementary School 2023 MCA Mathematics proficiency for ALL students increased from 2022 by .4% to 27.5%, short of our goal. Cass Lake-Bena Elementary School performed below the State proficiency of 45.5%. *This goal was not met.*

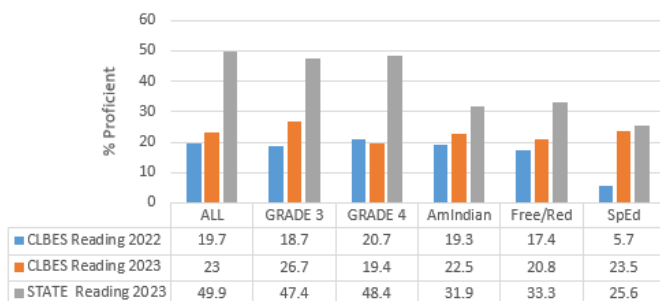
American Indian 2023 MCA Reading proficiency **increased** to 22.5% from 19.3% and Math **increased** to 27.7% from 27.6%.

Free & Reduced 2023 MCA Reading proficiency **increased** to 20.8% from 17.4% and Math decreased to 24.7% from 27.3%.

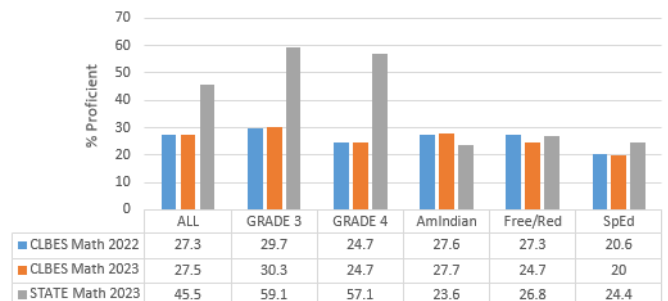
Special Ed 2023 MCA Reading proficiency **increased** to 23.5% from 5.7% and Math decreased to 20.0% from 20.6%.

Although the Reading subgroup for the Special Ed category increased beyond the 10% goal, not all accountability tests goals were met.

CLB Elementary 2023 MCA Reading - % Proficient
Met Enrollment Criteria - All Accountability Tests



CLB Elementary 2023 MCA Mathematics - % Proficient
Met Enrollment Criteria - All Accountability Tests



➡ **Note:** Due to legislative changes, third grade reading is no longer a WBWF goal area as of the 2023-24 school year.

For the 2022-23 School Year, the district established an Accelerated Learning Program in grades 1 – 5 for students who had high rates of chronic absenteeism in previous school years, which in turn was linked to limited proficiency and growth as measured by the Fastbridge assessment. Veteran teachers who are recognized as extremely adept at building relationships with students and families, as well as strong content teachers, were selected to lead these classes. The stated goal was to increase attendance and student academic growth by forming strong relationships with the children and their families.

The average Increase in attendance for students receiving Accelerated Learning Programming in grades 2-4 was 5.6% from school year 2021-22 to 2022-23. However, we have some individual students that increased their attendance by as much as 53%:

*4th Grade: 7.6% Increase
3rd Grade: 3.8% Increase
2nd Grade: 5.64% Increase*

Our district's primary focus for reading isn't just MCA's, we also use Assessment "Fastbridge - aReading" which is a broad-based assessment measuring general reading ability. Below is a summary of the 2022-2023 reading scores for the students in the 3rd and 4th grade Accelerated Reading Programs are:

All students demonstrated some type of growth.

*4th Grade = 46% of students in the "exceeds" category demonstrated growth - (85%ile +)
38% of students in the "meets" category demonstrated growth - (30-84.99%ile)
15% of students in the "does not meet" category demonstrated growth (0-19.99%ile)*

*3rd Grade = 11% of students in the in the "meets" category demonstrated growth - (30-84.99%ile)
33% of students in the "nearly meets" category demonstrated growth - (20-29.99%ile)
56% of students in the "does not meet" category demonstrated growth - (0-19.99%ile)*

Dr. Joshua Grover, Cass Lake-Bena Elementary
- Principal Highlights

2023 Goals and Results for Cass Lake-Bena Middle School

Goals: The percentage of ALL students in grades 5-8 who meet the enrollment criteria under the North Star Accountability System at CLB Middle School who earn achievement levels of Exceeds or Meets the Standards on the **READING** MCA (all accountability tests) will increase from 20.3% in 2022 to 30.3% in 2023.

The percentage of ALL students in grades 5-8 who meet the enrollment criteria under the North Star Accountability System at CLB Middle School who earn achievement levels of Exceeds or Meets the Standards on the **MATHEMATICS** MCA (all accountability tests) will increase from 6.2% in 2022 to 11.2% in 2023.

The percentage of Cass Lake-Bena Middle School students in the American Indian, Special Education, and Free/Reduced subgroups who meet the enrollment criteria under the North Star Accountability System at CLBMS who earn achievement levels of Exceeds or Meets the Standards on the **READING AND MATHEMATICS** MCA (all accountability tests) will increase by 5% in each subgroup from 2022 to 2023.

Results:

Cass Lake-Bena Middle School 2023 MCA Reading proficiency for ALL students decreased from 2022 by .9% to 19.4%, short of our goal. Cass Lake-Bena Middle School performed below the State proficiency of 49.9%.

This goal was not met.

Cass Lake-Bena Middle School 2023 MCA Mathematics proficiency for ALL students **increased** from 2022 by 2.3% to 8.5%, short of our goal. Cass Lake-Bena Middle School performed below the State proficiency of 45.5%.

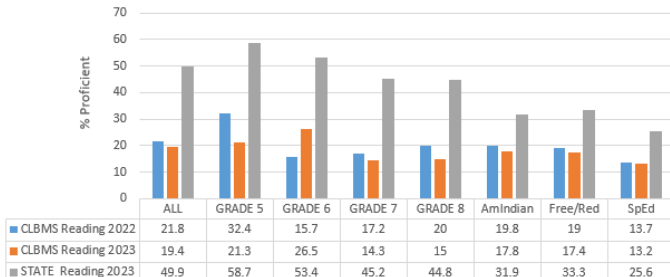
This goal was not met.

American Indian 2023 MCA Reading proficiency decreased to 17.8% from 19.8% and Math **increased** to 7.4% from 5.3%.

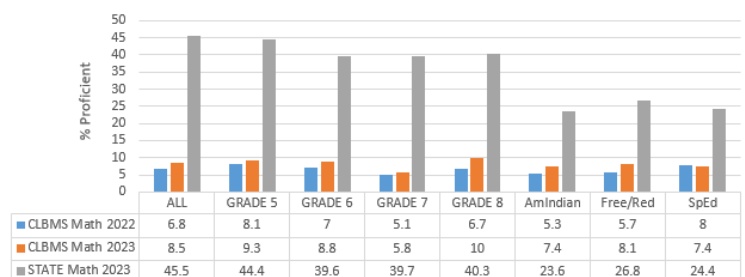
Free & Reduced 2023 MCA Reading proficiency decreased to 17.4% from 19% and Math **increased** to 8.1% from 5.7%.

Special Ed 2023 MCA Reading proficiency decreased to 13.2% from 13.7% and Math decreased to 7.4% from 8%.

CLB Middle School 2023 MCA Reading - % Proficient
Met Enrollment Criteria - All Accountability Tests



CLB Middle School 2023 MCA Mathematics - % Proficient
Met Enrollment Criteria - All Accountability Tests



Enrollment - Enrollment at Cass Lake-Bena Middle School increased throughout the 2022-2023 school year as compared to the prior school year.

Attendance - Attendance at Cass Lake-Bena Middle School had an overall increase over the prior school year.

Academic Progress: Three Year Data Trend Report from the Minnesota Comprehensive Assessment

The number of students meeting standards in math, reading, and science over time



This data indicates that scores are still significantly lower than they were prior to the pandemic. However, since returning to school in person and full time following the pandemic, scores on the Minnesota Comprehensive Assessment for Mathematics are gradually increasing. In order to address needs, teachers are working on skill deficits created by learning loss with deeper dives into basic and foundational skills and concepts. Students are also receiving targeted small group support in their W.I.N. (What I Need) period.

Reading scores have experienced a gradual decline since returning to school in person and full time following the pandemic. In order to address needs, teachers have adopted a new and rigorous reading curriculum that is approved by the Minnesota Read Act. They are also targeting skill deficits during the W.I.N. period.

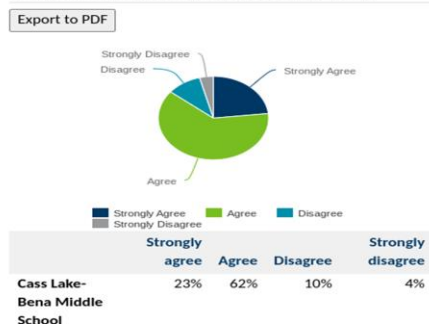
Science scores rebounded and then took a slight dip in the years following the pandemic. The new science standards are soon to be fully integrated. The team is reviewing standards and aligning activities that are hands on, rigorous, and inspire interest in science. The science team is also working hard to address content area reading skills, thus helping to boost declining scores in the reading component of the assessments.

Accelerator Program (to support students with significant attendance issues)

Our fifth grade students who participated in our Accelerator Program last year had an overall increase in attendance, as compared to the prior school year, of 45%. Our sixth grade students who participated in our Accelerator Program last year had an overall increase in attendance, as compared to the prior school year, of approximately 30%. The students in the accelerator program also served as our pilot groups for the screener, FastBridge. Preliminary data shows that students in both 5th and 6th grade experienced bursts of growth and decline throughout the year. We will use data from this group attained in the 2022-2023 school year to reflect on the following questions:

- 1) When, in our testing windows are students experiencing the most growth?
- 2) When are they experiencing the most decline? Why?
- 3) What are the greatest areas of identified need? How will those areas be addressed?

At my school, teachers care about students (2022)



Teachers care about their students

Finally, data obtained from a survey administered by the Minnesota Department of Education shows that the vast majority of students feel their teachers genuinely care. This is a critical component in driving learning and motivating students to greater levels of success.

2023 Goals and Results for Cass Lake-Bena High School

Goals: The percentage of ALL students in grades 10 who meet the enrollment criteria under the North Star Accountability System at CLB High School who earn achievement levels of Exceeds or Meets the Standards on the **READING** MCA (all accountability tests) will increase from 41.5% in 2022 to 55.5% in 2023.

The percentage of ALL students in grades 11 who meet the enrollment criteria under the North Star Accountability System at CLB High School who earn achievement levels of Exceeds or Meets the Standards on the **MATHEMATICS** MCA (all accountability tests) will increase from 14.6% in 2022 to 24.9% in 2023.

The percentage of Cass Lake-Bena High School students in the American Indian, Special Education, and Free/Reduced subgroups who meet the enrollment criteria under the North Star Accountability System at CLBHS who earn achievement levels of Exceeds or Meets the Standards on the **READING AND MATHEMATICS** MCA (all accountability tests) will increase by 14% in Mathematics and increase by 10.3% in Reading from 2022 to 2023.

Results:

Cass Lake-Bena High School 2023 MCA Reading proficiency for ALL students decreased from 2022 by 10.9% to 30.6%, short of our goal. Cass Lake-Bena High School performed below the State proficiency of 49.9%.

This goal was not met.

Cass Lake-Bena High School 2023 MCA Mathematics proficiency for ALL students decreased from 2022 by 7.9% to 6.7%, short of our goal. Cass Lake-Bena High School performed below the State proficiency of 45.5%.

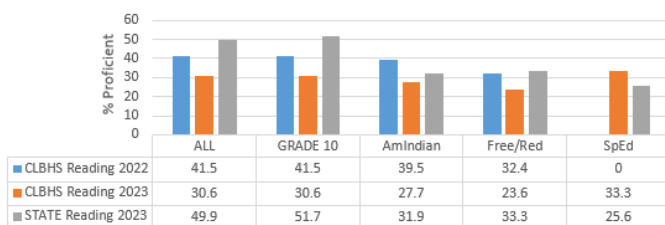
This goal was not met.

American Indian 2023 MCA Reading proficiency decreased to 27.7% from 39.5% and Math decreased to 2.8% from 17%.

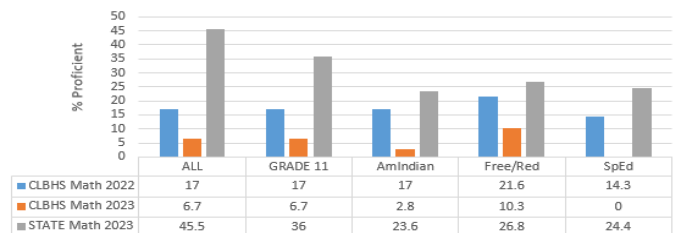
Free & Reduced 2023 MCA Reading proficiency decreased to 23.6% from 32.4% and Math decreased to 10.3% from 21.6%.

Special Ed 2023 MCA Reading proficiency **increased** to 33.3% from 0% and Math decreased to 0% from 14.3%.

CLB High School 2023 MCA Reading - % Proficient Met Enrollment Criteria - All Accountability Tests



CLB High School 2023 MCA Mathematics - % Proficient Met Enrollment Criteria - All Accountability Tests



Meeting the goal of increasing graduation rates included hiring an Academic Advisor to work with students on credit recovery and alternative plans. Last year 62 total credits were recovered in 124 different classes by 75 students. High school counselor, principal, and academic advisor held meetings with senior students and parent/guardian to work out a plan of credit recovery, summer school, and/or Alternative Learning Center transfer.

Career and Technical Education courses offered like Certified Nursing Assistant (CNA), Child Development, Cooking, Carpentry, and student led business that allow our students to learn skills, be trained on equipment, and receive certifications to advance work experience. Students also toured different local businesses, colleges, and technical schools.

Last year we had our first college and career fair at the high school with forty (40) different vendors. Students could learn about colleges, careers, and branches of the service. Many businesses did on site interviews to hire students for employment.

9th grade academy has a Paraprofessional to work with students on academic support and after school tutoring is four days a week. Upward bound also provides tutoring for first generation students interested in attending college onsite on Wednesdays after school from 3:30-5:00.

Dominic Krump, Cass Lake-Bena High School - *Principal Highlights*

2023 Goals and Results for Cass Lake-Bena Area Learning Center

Goals: The percentage of ALL students in grades 10 who meet the enrollment criteria under the North Star Accountability System at CLB ALC who earn achievement levels of Exceeds or Meets the Standards on the **READING** MCA (all accountability tests) will increase from 4.8% in 2022 to 14.8% in 2023.

The percentage of ALL students in grades 11 who meet the enrollment criteria under the North Star Accountability System at CLB ALC who earn achievement levels of Exceeds or Meets the Standards on the **MATHEMATICS** MCA (all accountability tests) will increase from 0% in 2022 to 10% in 2023.

The percentage of Cass Lake-Bena ALC students in the American Indian, Special Education, and Free/Reduced subgroups who meet the enrollment criteria under the North Star Accountability System at CLBES who earn achievement levels of Exceeds or Meets the Standards on the **READING AND MATHEMATICS** MCA (all accountability tests) will increase by 10% in each subgroup from 2022 to 2023.

Results:

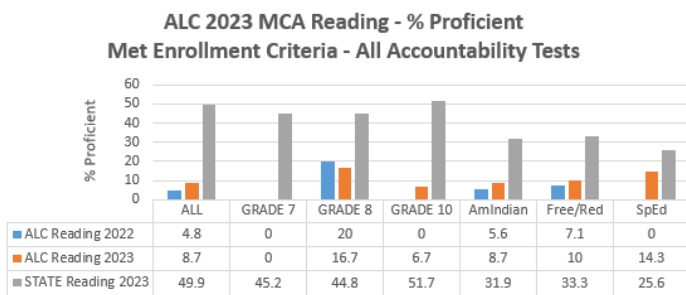
ALC 2023 MCA Reading proficiency for ALL students increased from 2022 by 3.9% to 8.7%, short of our goal. Cass Lake-Bena ALC performed below the State proficiency of 49.9%. *This goal was not met.*

ALC 2023 MCA Mathematics proficiency for ALL students remained the same from 2022 at 0%, short of our goal. Cass Lake-Bena ALC performed below the State proficiency of 45.5%. *This goal was not met.*

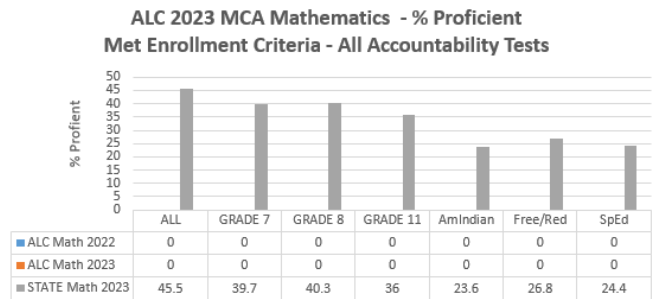
American Indian 2023 MCA Reading proficiency **increased** to 8.7% from 5.6% and Math stayed the same at 0% from 2022 to 2023.

Free & Reduced 2023 MCA Reading proficiency **increased** to 10% from 7.1% and Math stayed the same at 0% from 2022 to 2023.

Special Ed 2023 MCA Reading proficiency **increased** to 14.3% from 0% and Math stayed the same at 0% from 2022 to 2023.



*No 7th grade CLB ALC student scores to compare to for 2022

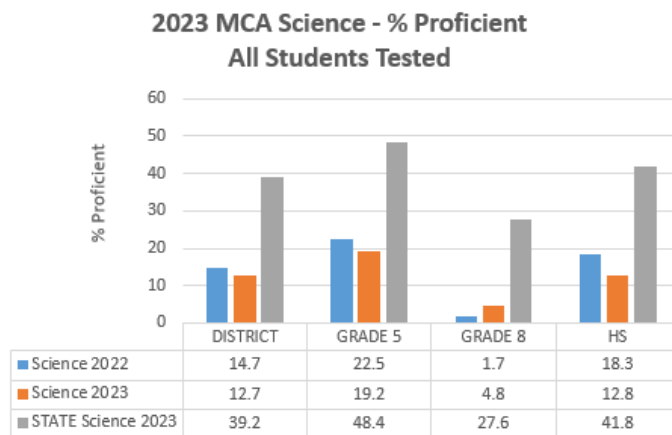


* No 7th Grade CLB ALC student scores to compare to for 2022

2023 SCIENCE

Science scores tell us:

- Proficiency increased at the Middle School from 2022 to 2023 in Grade 8; but decreased in the District and High School.
- We are performing below the State average in all grades/schools.



CONSISTENT ATTENDANCE

The Cass Lake-Bena Schools focus on improving attendance, building self-esteem, and nurturing relationships with students and families. Cass Lake-Bena Schools promote consistent, daily school and class attendance.

According to the MN Report Card, the North Star Consistent Attendance guidelines are a measure of students who attend school on a regular basis and are not frequently absent. A student is considered consistently attending if they attend more than 90 percent of the time the student is enrolled during the year.

Are Cass Lake-Bena students attending school regularly? According to the MN Report Card, this is the data for our district:

CL-B Schools: % of Students Who are Consistently Attending					
Goal: CL-B Students attend school 90% of the time they are enrolled during a school year. Result: CL-B Students are not attending school consistently and we are below the state average.					
	CL-District	CL-B Elementary	CL-B Middle School	CL-B High School	CL-B ALC
2022	35.2%	16.1%	42.1%	56.5	42.3%
2023	<i>Unable To Report</i>	<i>Unable To Report</i>	<i>Unable To Report</i>	<i>Unable To Report</i>	<i>Unable To Report</i>
2022 State	69.8%				

NOTIFICATIONS

ASBESTOS

As a result of federal legislation (Asbestos Hazard Emergency Response Act—AHERA), each primary and secondary school in the nation is required to complete a stringent inspection for asbestos and to develop a plan of management for all asbestos containing building materials. CLBS has a goal to be in full compliance with the law and is following the spirit, as well as, the letter of the law. As a matter of policy, the district shall continue to maintain a safe and healthful environment for our community's youth and employees. In keeping with this legislation, all buildings (including portables and support buildings) owned or leased by CLBS were inspected by an EPA accredited inspector and samples were analyzed by an independent laboratory. Based on the inspection, the school prepared and the state approved a comprehensive management plan for handling the asbestos located within its buildings safely and responsibly. Furthermore, CLBS has completed the 3-Year Re-inspections required by AHERA. Our district buildings, where asbestos containing materials were found, are under repair and/or removal. Federal laws require a periodic walk-through (called "surveillance") every six months of each area containing asbestos. MacNeil Environmental, Inc. will accomplish this under contract. Short-term workers (outside contractors—i.e. telephone repair workers, electricians and exterminators) must be provided information regarding the location of asbestos in which they may come into contact. All short-term workers shall contact the head custodian in the building before commencing work to be given this information. CLBS has a list of the locations and types of asbestos containing materials found in each school building and a description and time-table for their proper management. A copy of the Asbestos Management Plan is available for review in the District Office. Copies are available at 25 cents per page. Questions related to the plan should be directed to MacNeil Environment, Inc. at (800) 642-6730.

PESTICIDES

Minnesota Law requires schools to inform parents and guardians if they apply certain pesticides on school property. CLBS utilizes a licensed, professional pest control service for the prevention and control of rodents, insects, and other pests in and around district buildings. This program consists of: 1. Inspection and monitoring to determine whether pests are present and whether any treatment is needed. 2. Recommendations for maintenance to help eliminate pests without the need for pest control materials. 3. Utilization of non-chemical measures such as traps, caulking, and screening. 4. Application of EDA—registered pest control materials when needed. Pests sting, bite, cause contamination, damage property and spread disease. Therefore, we must prevent and control pests. The long-term health effects on children from pest control materials, or the class of materials to which they belong, may not be fully understood. All pest control materials are chosen and applied according to label directions per Federal Law. You can contact the District Office for a schedule of interior pest control inspections and possible treatment. A similar schedule is available for herbicides and other materials for school grounds. Parents of students may request to receive, at their expense, prior notification of any applications of pest control materials, should an application be deemed necessary on a day different from the days specified on the schedule.

INDOOR AIR QUALITY

CLBS has an Indoor Air Quality (IAQ) Plan in place that will help monitor and improve the quality of air in all school district buildings. The goal of the plan is to provide a safe, comfortable and productive environment for our students and staff so that we achieve our core mission—educating students. The objectives of the IAQ Plan are to:

- Reduce the levels of indoor air pollution through prevention measures such as routine maintenance activities, periodic building evaluations and inspections and IAQ specific policies.
- Provide and maintain adequate fresh air exchange by repairing and maintaining ventilation equipment.
- Respond to IAQ related questions, concerns, and problems in a thorough and prompt manner and to communicate the progress of investigations and their resolutions to all interested parties.
- Follow all U.S. Environmental Protective Agency (EPA) regulations and guidelines. The school administration and School Board are committed to providing the necessary support to meet the district's IAQ plan objectives. If you have questions or concerns regarding the district's IAQ plan or procedures, please contact the Superintendent at 335- 2204, ext. 6011.

FREE LUNCH AND BREAKFAST FOR ALL CLBS STUDENTS

Cass Lake-Bena Schools will once again be serving breakfast and lunch to all students regardless of income. This is a huge savings to all families in our district that have children in school. We still encourage parents to fill out the economic indicator forms (free and reduced forms) so that we can continue this benefit in our schools. Forms are available at all school offices.

For further information regarding this report, please contact Cindy Kingbird, District Grants and Compliance Coordinator at (218) 335-2204, extension 6006, or by email at ckingbird@isd115.net. Mii'iiw and Miigwech!