

# Etiwanda Intermediate **STUDENT PLANNER**



6925 Etiwanda Avenue – Etiwanda, CA 91739

Phone (909) 899-1701 Fax (909) 899-5676

Absence Line 24/7 (909) 803-3002

Mrs. Kim Porter- Principal

Mr. Ryan Lewis - Assistant Principal

Ms. Kala Buck - Assistant Principal

Mrs. Melany Amaya—Academic Advisor

Ms. LaToya Townsend—School Counselor



School Web Page: [eis.etiwanda.org](http://eis.etiwanda.org)

Check our School Website for Updates or our Instagram@



[eis\\_principal](#)

## Etiwanda Intermediate School

School Motto: "Building Excellence and Celebrating Success"

### **Mission Statement**

The Etiwanda Intermediate Staff, with the support of the community, is dedicated to a student centered diverse program of academic excellence. The students, staff, and community are working together in a partnership to develop capable, responsible, and productive members of society.

### **Vision Statement**

Etiwanda Intermediate's vision is based around building meaningful relationships with students and families, delivering rigorous curriculum tailored so all students can be successful, and using relevant resources to stimulate multiple learning styles. With the academic, social and emotional development in the forefront, all students will feel supported and confident to continue their passion for learning. Etiwanda Intermediate is the Emerald of Etiwanda where students and teachers want to come to school.

Student Name:	
Student Number:	
Homeroom Teacher:	Grade

## ***A NOTE FROM THE OFFICE***

The office staff would like to make your experience at EIS a pleasant one. To facilitate this we'd like to give you information that we hope will be of help to you.

### **Attendance Reminder**

Each day your child is absent from school, please notify the school. Please call our 24 hour attendance line at (909) 803-3002. **All absences not cleared within 3 days will be considered unexcused. Check for homework on the EIS website under 'teacher websites'.**

### **Birthday Party Celebrations**

Balloons, flowers, and birthday parties are not allowed on campus. Due to the large number of students on our campus, we are unable to monitor private student lunch parties. These celebrations need to be conducted off campus outside school hours.

### **Deliveries**

If your child has forgotten an item such as lunches, money, homework, P.E. clothes, permission slip, etc., you may leave it in the office. **However, instructional time will not be interrupted either by phone call or delivery for such items.** Please plan ahead and discuss with your child that if they have forgotten something, they are welcome to come to the student window at the office to check for it on their own time or with a pass from their teacher. Please bring lunch in the office and do not pass it through the gate.

### **Outside Food Deliveries**

Because many of our students have allergies or health concerns related to food, including diabetes and sensitivities to dyes, District policy prohibits parents from providing food to students other than their own child.

### **Phones**

Office phones are for emergencies only. Please make arrangements for rides before coming to school. We know that emergencies do arise and will get a message to your child if adequate time is given. Your child's safety is important to us. Cell phone use is not permitted on school campus unless specifically directed by a teacher or administrator. If you are sick during the day, use the Health Office phone to make the call home. Students must wait for 15 minutes before using the phone to make a call on minimum days for pick up.

### **Visitors**

EIS is a closed campus. **All parents and visitors** must sign in at the office and obtain a visitor pass before going on campus. **No visitors are allowed on campus to visit a student during lunch.** Classroom observations must be pre-approved by the teacher and an administrator at least 24 hours in advance.

### **Signing Students Out Early**

In an effort to ensure your child's safety, we ask that you show a picture I.D. when picking up your child early. Students can **only** be released to a parent/guardian or the contacts that you listed on your child's emergency card. Older siblings will need written authorization from a parent to pick up a student. Please update your Aeries Parent Portal or notify the office of changes in address or phone numbers.

### **School Supervision**

For the safety of our students, please observe the following:

- Students that arrive between 7:30 am and 7:50 am must report to their grade level locations and EIS gymnasium, Auditorium, Lunch shelter on inclement weather days. Breakfast is provided each morning starting at 7:30.
- Students should be on campus and heading to class by 7:55 am. After 7:55, students must enter the campus at the gate near the office as all other gates will be locked at 7:55. Students **not in their seat** by 8:00 am are considered tardy and must enter through the office to obtain a tardy slip to class.

### **Daily Activities**

Student announcements are made every morning by the Principal for all current and upcoming activities for the day and week. You can be an informed parent by accessing this information on our school website at: [eis.etiwanda.org](http://eis.etiwanda.org)

### **Office Hours**

Office hours are 7:30 am to 4:00 pm. All students not involved in after school programs must be picked up by 3:00 pm. For your child's safety the Rancho Cucamonga Sheriff's Department will be contacted to pick up any students on campus after the office closes.

**EIS Wildcat 2023-2024  
Signature Page**

**Please return this signature page to your homeroom teacher as soon as possible.**

**Student Name:** \_\_\_\_\_ **Grade:** \_\_\_\_\_

**Homeroom Teacher:** \_\_\_\_\_

I have viewed **Etiwanda Intermediate School Rules Video** on \_\_\_\_\_. I have discussed the rules with my teacher and I am aware that all the rules mentioned in the “**EIS Rules Video**” can be found in my binder reminder.

Rules reviewed by homeroom teacher *(please initial next to each rule)*

_____ ‘A Note from the Office’ _____	pg. 2
_____ Positive Behavior Interventions and Supports– Expectations _____	pg. 7
_____ Chromebook and Internet Expectations _____	pg. 8
_____ School Procedures _____	pg. 9
_____ Student Health, Welfare and Academic Standards _____	pg. 10 & 11
_____ Extra-Curricular Programs and Attendance Program _____	pg. 6 & 12
_____ Library and Instructional Resources _____	pgs. 13 - 16
_____ Discipline and Code of Conduct _____	pg. 17
_____ Electronic Device Policy _____	pg. 17
_____ Dress Code _____	pg. 18
_____ Serious Offenses, Bullying, and Bus Conduct _____	pg. 19 & 20
_____ PE Handbook _____	pg. 21
_____ Classroom Rules _____	Presented by teachers

**I have read through the Etiwanda Intermediate School Binder Reminder. I understand the policies, procedures, and school rules. I reviewed the Serious Offenses according to state Ed. Code and the additional ground for suspension or expulsion. My child and I have discussed the information in the Binder Reminder and the importance of bringing and using the binder reminder each day.**

Parent Signature	
Student Signature	
Homeroom Teacher	

This Page Is Intentionally Blank

Paste Class Schedule Here

The Universal Access (UA) period adds an additional instructional period to the school day by where students are grouped based upon state, district, site, and classroom assessments. All students are grouped by academic target areas and classes are designed to meet unique and individual academic needs of students. UA class changes will occur throughout the year to provide the best academic student for each student. The ultimate goal of UA is to ensure high quality curriculum and instruction so that all students are college and career ready.

### STUDENT ATTENDANCE CODES AND LETTERS

We are asking all parents to help us ensure regular and on-time attendance of their children at school. We monitor attendance closely because research has shown that regular attendance is vital for the success of children in school. California law states that absences are excused only if the child is ill or there is an excuse which meets the requirements of the California *Education Code* Section 48205. Even excused absences that cause your child to miss significant amounts of school can cause your child to fall behind in class. We understand that children do get sick and need to occasionally miss school. If your child is absent due to an illness and cannot attend school (fever or vomiting), please share your doctor notes with the school site and steps will be taken to accommodate your individual situation.

The attendance codes below reference the letter codes in the Attendance Letter chart

Attendance code	Description	Attendance code	Description
A	Unverified absence events	R	Truant / unverified absence
E	Early P/U < 31 minutes	S	Suspended
I	Illness Excused absence	T	Tardy >30 min. (counts towards truant)
M	Late < 31 minutes	U	Unexcused absence
P	Early P/U >30 minutes (counts towards truant)		


### **Attendance Letter Intervals**

Residency	1 <sup>st</sup> Letter 3-5 days of: <b>A,P,R,T,U</b> 5-9 days of: <b>I</b> 10-14 days of: <b>M</b>	2 <sup>nd</sup> Letter 6-7 days of: <b>A,P,R,T,U</b> 10-14 days of: <b>I</b> 15-19 days of: <b>M</b>	3 <sup>rd</sup> Letter 8-10 days of: <b>A, P, R, T, U</b> 15-19 days of: <b>I</b> 20-24 days of: <b>M</b>	4 <sup>th</sup> Letter 11+ days of: <b>A,P,R,T,U</b> 20+ days of: <b>I</b> 25+ days of: <b>M</b>
ESD Resident	Family receives letter #1 as a written warning by 1 <sup>st</sup> class mail.	Family receives letter #2 with date for <b>SART</b> by 1 <sup>st</sup> class mail.  <b>SART Meeting</b> (School Attendance Review Team) Meeting held at school site.	Family receives letter #3 by 1 <sup>st</sup> class mail to attend <b>DART</b> meeting.  <b>DART</b> (District Attendance Review Team) Meetings held at 6061 East Ave.	Student is refer to <b>SARB</b> .  (School Attendance Review Board) Meetings are held at the Rancho Cucamonga Superior Court. 8303 Haven Ave.
Intradistrict Transfer (Within ESD)	Family receives letter #1 as a written warning by 1 <sup>st</sup> class mail. Letter includes notification as to the possibility of transfer being revoked.	Family receives letter #2 with date for <b>SART</b> by 1 <sup>st</sup> class mail. Additional written warning that current transfer may be revoked.  <b>SART Meeting</b>	Family receives letter revoking intradistrict transfer. Parent must enroll in resident school.	N/A  Student Dropped.
Inter-district Transfer (Outside of ESD)	Family receives letter #1 as a written warning by 1 <sup>st</sup> class mail. Letter includes notification as to the possibility of transfer being revoked.	Family receives letter #2 with date for <b>SART</b> by 1 <sup>st</sup> class mail. Additional written warning that current transfer may be revoked. <b>SART Meeting</b>	Family receives letter revoking inter-district transfer. Parent must enroll in district of residence	N/A  Student Dropped.

# Positive Behavioral Interventions and Supports (PBIS)


Etiwanda Intermediate implements PBIS. PBIS is the intentional structuring of learning environments to equip students for behavioral success in school and life based on the principles of human behavior (evidence-based practices).

Our universal expectations are Be Respectful, Be Responsible and Be Safe.




Hallway  
Expectations

Be Respectful	Be Responsible	Be Safe
Be polite and considerate of others and their property	Be in your seat before the tardy bell rings	Keep hands, feet, and objects to yourself (Horseplay)
Use appropriate volume & language at all times	PDA: positive social interaction	Walk at all times
STOP, LOOK & LISTEN – immediately when spoken to by adults	Keep halls clean, pick up trash around you; this is a food & gum free zone	Move with the flow of traffic (keep to the right of the hallway)




Library  
Expectations

Be Respectful	Be Responsible	Be Safe
Leave your area clean and neat	Return materials on time	Keep hands & feet to yourself
Use appropriate volume and language at all times. QUIET Voices	Have your ID or schedule	Sit properly in chairs and use furniture appropriately
Listen to instructions and directions	Clean all areas after use	Use shelf markers only for their intended use




Office  
Expectations

Be Respectful	Be Responsible	Be Safe
This is a work environment so be polite & considerate. Use "please" and "thank you"	Turn in paperwork to the appropriate staff member	Keep hands, feet, and objects to yourself
Use appropriate volume & language at all time	Follow ALL staff instructions immediately	Sit appropriately
Wait quietly and patiently for your turn (use your inside voice)	Bring appropriate material and work quietly at all times	Leave the area clean and orderly




Classroom  
Expectations

Be Respectful	Be Responsible	Be Safe
Be polite and considerate of others and their property	BE HARDWORKING	Keep hands, feet, and objects to yourself (Horseplay)
Use appropriate volume & language at all times	Arrive on time (in your seat before the bell rings), and start working immediately	Walk at all times
Raise your hand and wait to be recognized	Bring proper materials to class	Sit appropriately and attentively
Follow directions immediately	Turn in completed assignments on time	
Positive Social Interactions	Leave the area clean and orderly	




Locker Room  
Expectations

Be Respectful	Be Responsible	Be Safe
Be polite and considerate	Be in the appropriate area on time	Practice self-control
Be respectful of others and their property	Follow staff instructions	Leave the area clean and orderly
Keep hands, feet, and objects to yourself	Bring appropriate PE uniform or have loaners on in proper time frame	Be quick, quiet and clean



Lunch Area/Quad  
Expectations

Be Respectful	Be Responsible	Be Safe
Be polite and considerate of others and their property	Positive Social Interaction	Keep hands, feet, and objects to yourself (Horseplay)
Use appropriate Language at all times	Food must stay in appropriate eating area	Walk at all times
Listen to ALL adults and follow their instructions	Clean up your area; table and floor	Remain seated appropriately while eating
Play by the rules	Tell an adult if someone is hurt or needs assistance	Stay within the designated boundaries



Restroom Expectations  
Expectations

Be Respectful	Be Responsible	Be Safe
Give people privacy	Restroom business only	Keep hands, feet, and objects to yourself (Horseplay)
Use "inside" voices	Keep all food and drink items outside	Walk to and from the restroom
Wait patiently for your turn	Wash your hands	Keep water off of floor
Respect others, yourself, and the restroom facility	Flush toilets and put trash in the garbage cans	Report problems: sink / toilet

Be Respectful

Be Responsible

Be Safe

*while maintaining Integrity*

**That is the Wildcat Way!**

# **Chromebook Use Rules**

First and foremost, review the school's Acceptable Use Policy. In addition to that, the rules below must be read and this paper must be signed in order to use a classroom laptop.

I have read the District's policies and rules regarding student use of technology, including the Student Acceptable Use Agreement, District Board policy and administrative regulation 1114 (social media), Board policy and administrative regulation 6163.4 (student use of technology), and the Student Handbook for my child's school. I agree that I will discuss these rules with my child and agree that my child will abide by these policies and rules. I understand that if my student breaks any of these rules or use the District computer system, District technologies, or network in an inappropriate way, my student's privilege to use these technologies may be taken away, parent/guardian may be called, and child may be subject to discipline.

*There are several classroom Chromebook rules that you must follow:*

1. Classroom Chromebooks are always stored in the organizer in the room. They must be put away properly and connected to the chargers.
2. You will always use the same laptop (they are numbered). Many students will be using the same Chromebook, so it is crucial that you take proper care of it. Please let the teacher know if you notice anything different about your laptop.
3. The devices **MUST** be **CLOSED** when carried and always carried with two hands.
4. **NEVER** lean or write on top of a laptop. The screen could crack!
5. Your hands must be dry and clean prior to handling a Chromebook. Hand sanitizer is available upon request in every classroom— let hands air-dry after use.
6. Keep water or liquids away from Chromebooks.
7. **NEVER** store your work on a classroom Chromebook. **ALWAYS** save your work to your own Google Drive folder or your flash drive.
8. **NEVER** print anything without permission.
9. Sign out when you are finished working so your work is secure from other users.
10. If you accidentally come across an inappropriate website, please let your teacher know immediately.
11. Always take your time and plug in the charger carefully, without forcing the plug.
12. You must handle the Chromebooks carefully and responsibly at all times. This will ensure they work properly for years to come.
13. Follow the handling procedures and expectations discussed by your teacher

## **Other Guidelines:**

1. I will often require you to close your laptops during parts of the class. It is important to follow these directions the first time they are given.
2. **NEVER** share your network password with another student.
3. **PLEASE** be careful what you access and what you type while you are on the school network. There is a permanent record of every website accessed by every student's password and the district is capable of retrieving anything that is typed on the computer.

# **Rules and Etiquette for Online Devices**

1. I will not post embarrassing pictures of other people on public sites.
2. I will not post mean comments online.
3. I will not give out any personal information about my friends.
4. I will not make up fake identities.
5. I will think twice (or three times) before putting anything online.
6. I will not pretend to be another person online behind their back.
7. I will not post personal stories about my friends online without their permission.
8. I will not give out personal information such as my address, telephone number, parents' work address/telephone number without my parents' permission.
9. I will tell my parents right away if I come across something that makes me feel uncomfortable.
10. I will never agree to get together with someone I "meet" online without first checking with my parents.
11. I will talk with my parents about posting pictures of myself or others online and not post any pictures that my parents consider to be inappropriate.
12. I will not respond to any messages that are mean or in any way make me feel uncomfortable. It is not my fault if I get a message like that. If I do I will tell my parents or teachers right away.
13. I will not give out my passwords to anyone (even my best friends) other than my parents.
14. I will check with my parents before downloading or installing software or doing anything that could possibly hurt our computer or mobile device or jeopardize my family's privacy.
15. I will be a good online citizen and not do anything that hurts other people or is against the law.
16. I will help my parents understand how to have fun and learn things online and teach them things about the Internet, computers and other technology.
17. I will always act as if my mom or dad is standing behind me when I am on the internet.

I understand that laptops are only to be used for class work. If I do not follow the rules and handling procedures, I understand that I will lose laptop privileges. I understand that repeat offenses could make the loss **PERMANENT**.



## W e l c o m e   t o E t i w a n d a   I n t e r m e d i a t e !

Welcome to Etiwanda Intermediate School, home of the Wildcats! Our school colors are green and yellow. Our school motto is, "Building Excellence and Celebrating Success".

Your middle grade years can be exciting, challenging, productive and sometimes confusing! The WILDCAT teachers and staff members are here to make these years rewarding for you and your parents. We understand your hopes, your dreams, your fears, and your tears. We are your guides, your directors, your friends.

This Wildcat Planner is a tool to organize your life at school. Take care of it, use it, keep it with you at all times. It is our way to set you up for success. We believe in YOU! We invite you to share in our commitment to your achievement!

Welcome to Etiwanda and home of the Wildcats!

## S C H O O L   P R O C E D U R E S

### CLOSED CAMPUS

Etiwanda Intermediate School is a closed campus. Adult visitors and volunteers are always welcome. However, any-one wishing to visit the school MUST clear through the office first to obtain a visitor's pass. Student visitors are not allowed on campus without prior administrative approval.

### OFFICE AND TELEPHONE

The school office is a place of business. Any student entering the office must be respectful to our office environment by speaking quietly, waiting for staff to address them, and following our Be Respectful, Be Responsible, and Be Safe Expectations. The office telephone may be used by students in case of an emergency. Students may use the office phone to call home for P.E. clothes, lunch or lunch money, homework assignments, after school transportation, etc., if they have prior approval from a teacher or other staff member.

### STUDENT WINDOW

Students may check the student window for items that have been delivered to the school for them at anytime during the day. Any item can be dropped off for a student but it is the student's responsibility to check for the item at the student window.

Instruction time will **NOT** be interrupted to deliver personal messages and/or forgotten items to students in classrooms except in emergencies or extenuating circumstances.

### PERSONAL AND SCHOOL PROPERTY

Students and parents must assume sole responsibility for loss or damage to any personal or school issued property left in a classroom or on campus. The school will endeavor to protect all personal property but is not responsible for any damaged or lost items.

### CHANGE OF RESIDENCY

If you and/or your child have a change of residence from the address that was provided upon your registration and/or enrollment, you must notify the school office within 30 days. New proofs of residency will be required by the school for the new address or new families enrolling. If you are outside school boundaries, you must apply for a district transfer. The district will process the transfer request and inform you as to the status of the transfer once it is submitted.

Failure to provide updated information concerning your residence (within 30 days) may result in your child being withdrawn from his or her assigned school. The Etiwanda School District may also investigate, at any time, to ensure the current validity of the residence.

### TRANSFER INFORMATION

Inter-district or Intra-district transfers are based on space availability. Student transfers may be revoked at anytime during the school year based on the following conditions:

- 1) Unsatisfactory attendance.
- 2) Unsatisfactory school-wide conduct.
- 3) Incorrect and false information provided to the Etiwanda School District.
- 4) If, for adjustment reasons, when the district determines that the pupil's inter/intra-district attendance is no longer in the best interest of the pupil or the school site.

### IN THE EVENT OF AN EMERGENCY

The Emergency information within the Aeries Parent Portal with phone numbers where parents or a friend/family member can be reached during and after school hours **MUST be** updated annually. **Notify the school office immediately of any changes in residency or phone numbers as they occur. This will keep all emergency contact information up to date for your child during the school year.**

Etiwanda Intermediate School has prepared an extensive emergency plan for the school. The objectives are:

- To minimize injuries to students and school personnel in the event of a disaster while under the supervision of district staff.
- To maximize the use of school personnel and facilities to care for disaster victims;
- To protect school property.

These procedures cover emergencies during the school day. If students are on their way to school when an emergency occurs, they should proceed to school. If students have been dismissed from school and are on their way home, they should proceed home.

### HALL PASS

All students not in class during instruction time are required to have an appropriately issued pass with them at all times. Yellow vests serve as classroom hall passes.

### LOST AND FOUND

All found clothing or shoes will be taken to the Lost and Found located in the custodian's storage area. Other personal found articles should be taken to the school office. Students should write their names on the inside front cover of all assigned textbooks and personal belongings. Students should not bring valuables or large amounts of money to school. **At the end of each trimester, any unclaimed articles will be donated to local charities.**

### BIKES AND SKATEBOARDS

Students are expected to obey the California Helmet Law. Bicycles, skateboards, scooters and Razors are expected to be walked at all times while on campus and kept locked. Students and parents must assume total responsibility for lost or stolen bicycles, skateboards or scooters.

### LUNCH PROGRAM

Etiwanda Intermediate offers a variety of meals to students daily. Meals can be purchased daily with cash or parents can access **EZSchoolPay.com**. The website can be accessed at anytime using your VISA or MasterCard (credit or debit) to make payments on a student's account. Menus can be viewed on the district website.

## SPORTING EQUIPMENT

Students are not to bring personal sporting equipment to school (ex: basketballs, footballs, tennis balls, etc.)

## LUNCH VISITATION/OUTSIDE FOOD POLICY

The Etiwanda School District no longer permits parents to come on campus during lunch recess to eat with students. Board Policy prohibits outside food for students other than your own children. We are not able to accept deliveries from GrubHub, DoorDash, Uber Eats or any other delivery service. Thank you for understanding. Please encourage your child to bring their Student ID daily, this process helps us serve lunch more quickly. Thank you for your support.

## BIRTHDAYS & CELEBRATIONS

Pizza, birthday cake and/or party lunches, etc., are not allowed. Balloons, flowers, gifts, etc. unfortunately cause a distraction on campus and will be held in the office until the end of the day. These items will not be allowed in or delivered to the classroom due to these reasons and potential food allergies.

## STUDENT HEALTH AND WELFARE

### IMMUNIZATIONS

Each student enrolling for the first time in a district school, child care program, or after July 1, 2016, enrolling in or advancing to grade 7 must present an immunization record from any authorized private or public health care provider certifying that he/she has received all required immunizations in accordance with state law.

### MEDICATION

All over-the-counter and prescription medications are required by state law to have a doctors' authorization on file with the school health clerk. These medications must be in original containers and stored in the health office.

**NO MEDICATION MAY BE KEPT WITH A STUDENT AT ANY TIME.**

The Etiwanda School District recognizes the importance of each student's mental health needs and offers the following services at each middle school:

- A credentialed school counselor to provide direct services which includes school-wide prevention programs and classroom/small group workshops that focus on academic success, college and career readiness and social-emotional wellness.
- A school psychologist to support students and parents, as needed.
- A West End Family Counselor to conduct individual and group counseling sessions.

Educationally Related Mental Health Services (ERMHS) counselors to provide direct services for students on an Individualized Educational Plan (IEP).

In the event a student is experiencing a crisis while at school, the school administrators, counselors, parents and, if needed, the Department of Behavioral Health and Community Crisis Response Team (CCRT) work together and make decisions in the best interest of the student.

In the event of a crisis during non-school hours, parents and students are encouraged to contact the following resources as identified on the back of each student's school ID card:

### NEED SOMEONE TO TALK TO? CALL/TEXT ANONYMOUSLY 24/7

- Suicide Prevention Lifeline: 800-273-TALK(8255)
- Crisis Text Line: Text Home to 741741
- West Valley Community Crisis Response Team (CCRT) Local# 909-458-1517

**SAFE, AVAILABLE, & NON-JUDGMENTAL**

For further information and resources regarding mental health, please visit the district website at [Etiwanda.org](http://Etiwanda.org) - click on the "Families" tab and click on "Mental Health Resources".

## INJURY/ILLNESS AT SCHOOL

All injured and ill students will be sent to the office. In cases of serious accident or injury, the paramedics will be called to administer medical aid to the student and parents will be notified.

The District nurse is in the school Health Office part time to supervise hearing and vision tests, maintain records and handle other matters pertaining to the health of students. There is a health-clerk available from 7:30 AM to 4:00 PM daily, and the District nurse is on-call at all times.

## ACADEMIC STANDARDS AND PROGRAMS

### REPORT CARDS

The school year is divided into three trimesters. Students will receive an official report card via Aeries Parent Portal in October, February, and May. In addition, students will receive a 6-week progress report during each trimester. **A progress report or report card should be expected every six to seven weeks.** Parents, review this on your Parent Portal.

### GRADES AND CITIZENSHIP

Students receive one credit for each core class (Math, Science, Language Arts, and Social Studies), Physical Education, and an elective course completed each trimester. Parents can also access their child's academic information on the Etiwanda School District's website through the Aeries Parent Portal at: <https://aeries.etiwanda.org/parent/>. At this website you will be able to view the student's information, assessments, grades, progress reports, attendance, and class schedule. Contact the school if you have trouble creating your account via the District Website.

### UNIVERSAL ACCESS (UA)

The UA period adds an extended instructional period to the school day by where students are grouped based on standardized data, district assessments, common formative assessments, and classroom performance.

All students are grouped by academic target areas for UA classes. UA classes are designed to meet the unique academic needs of students by offering multiple levels of differentiated flexible classes. UA class changes may occur throughout the year as student levels of performance are realigned with the UA class that provides the best support.

UA academic support and instructional practices are developed with close attention to the needs of adolescent learners, district expectations, state frameworks, and current research. State data, local and site assessments, and classroom performance assist our staff in not only identifying students who need additional academic support for achieving proficiency, but also in the design, implementation, and monitoring of instruction for them.

## **HOMEWORK**

It is the policy of the Etiwanda School District to assign directed homework beyond the regular school day. Homework will be reasonable in amount, explained in advance, and have a purpose. Teachers are available for individual assistance to students on a daily basis. If the student has difficulties with any assignments, he/she should contact the teacher of the subject.

## **ACADEMIC DISHONESTY**

Etiwanda Intermediate School expects all students to demonstrate academic honesty and to abide by ethical standards in preparing and presenting student work, collaborating during group projects, and completing classroom tests/assessments.

Maintaining the integrity of the grading process demands fairness and compassion on the teacher's part and honor on the student's part. Academic dishonesty includes, but is not limited to: cheating, plagiarism, fabrication of information or citations, facilitating acts of dishonesty by other and to others, altering grades, unauthorized prior possession of exams, submitting of another person or work previously used without informing the teacher and securing written/verbal approval, or tampering with the academic work of other students. Any evidence of academic misconduct may warrant a failing grade, removal from leadership positions/extracurricular activities, progressive office discipline, lowering of citizenship mark, and/or forfeit eligibility to receive school wide honors, awards, and/or recognitions.

## **WHAT IS PLAGIARISM?**

Plagiarism means using another's work without giving credit. You must put others' words in quotation marks and cite your source(s) and must give citations when using others' ideas, even if those ideas are paraphrased in your own words.

In writing, we draw upon others' words and ideas and the intellectual heritage underlying human progress. Scholarship entails researching, understanding, and building upon the work of others, but also requires that proper credit be given for any "borrowed" material.

If you plagiarize, you are cheating yourself. You don't learn to write out your thoughts in your own words, and you don't get specific feedback geared to your individual needs and skills.

### **Specific Examples of Plagiarism**

Plagiarism is committed when you do not acknowledge using someone else's:

- Words or phrases
- Ideas or thoughts
- Use of your own or anyone else's previously submitted work

Plagiarized material can come from:

- Internet sites: Google, Wikipedia, etc.
- Books
- Articles; newspaper, journals, magazines, etc.

## **PROMOTION REQUIREMENTS:**

For the 2023-24 school year, students in grade eight would be required to take and receive credit for thirty-nine (39) out of forty-two (42) credits of their grade eight year.

A student receiving an "F" grade indicates failure to meet the requirements for credit in the course. A student receiving an "F" grade will be given the opportunity to receive credit for the course in one of the following ways:

- By satisfactorily completing a content related study guide and passing a content related assessment no later than the end of the academic year following the year in which failure to receive credit occurs, or:
- Satisfactorily completing an extended school day program, if offered, no later than the end of the academic year following the year in which failure to receive credit occurs.
- Requirements for grade eight (8) students must be completed ten (10) school days prior to the last day of school.

At-Risk students have every reasonable opportunity to fulfill the requirements for promotion. If you have any questions or concerns about your child's eligibility for promotion, please contact the Administration at Etiwanda Intermediate School.

In addition to academic standards for promotion, students will meet reasonable behavioral standards in order to participate in the promotion activities. Inability to participate in the activities associated with promotion by students, who fail to meet behavior standards, but have fulfilled the academic requirements, will not prohibit the student from receiving a diploma reflecting promotion from the eighth grade..

## **YEAR-END ACTIVITIES**

Students who have met the academic and behavior requirements, may participate in special recognition, end-of-the-year activities.

Students may be excluded from the trip if the student whose presence on the trip would pose a safety or disciplinary risk.

## **RECOGNITION PROGRAMS**

The Etiwanda Intermediate School Renaissance Program and Recognition Programs appreciate, celebrate, reward, and promote academic improvement and positive citizenship through monthly awards/certificates, school activities and privileges.

### **Student of the Month**

Students, selected by their homeroom teachers, who exemplify the positive academic and character traits are eligible.

### **Accelerated Readers' Rewards**

Student earning Accelerated Reader points are rewarded for every six week marking period.

## **RENAISSANCE PROGRAM**

### **Renaissance High Honor Roll**

Students who earn a 3.60 academic grade point average (GPA) or better are eligible. Students who are on the Renaissance Principal's Honor Roll the first two trimesters will be invited to participate in an off-campus field trip near the end of the school year.

### **Renaissance Honor Roll**

Students who earn a 3.00 to 3.59 academic grade point average (GPA) are eligible and will receive a special recognition and treat each grading period.

## PROMOTION CERMONY AWARDS

### Achievement Award

Maintained 4.0 GPA all three trimesters of 8th grade.

### Top Scholar

Maintained 4.0 GPA for 9 consecutive trimesters.

## STUDENT ELIGIBILITY FOR EXTRA-CURRICULAR SCHOOL ACTIVITIES

All students are eligible to participate in extra-curricular activities if they maintain a GPA of 2.00 or better and exhibit good citizenship by earning "O's" and "S's." Students who earn 3 "N's" by two different teachers or one or more "U's" will not be eligible for extra curricular activities.

Extracurricular activities include after school programs such as dances and intramural sports programs.

A Restricted List is generated every six weeks at each progress reporting cycle and each grade reporting cycle. **Any student whose name is on the Restricted List will not be able to participate in any extra-curricular activities for up to six (6) weeks.**

Student names will remain on the Restricted List for a period of six weeks.

Student's names are placed on the Restricted List for the following reasons:

1. Suspension from school (6 weeks from the day of suspension)
2. Disciplinary action by administrator
3. Truancy (period or day) from school
4. Negative citizenship in the classroom by receiving one "U" mark or three "N" marks by two different teachers
5. GPA below 2.0

Students who are absent a majority of the school day (4 classes or more) may not participate in extra-curricular activities including sports for that day.

## AFTER SCHOOL SPORTS

Etiwanda Intermediate School provides an after-school intramural sports programs for sixth, seventh and eighth graders. The intramural sports that may be offered include football, basketball, volleyball and soccer. In order to participate in these sports, the student must be eligible for extra-curricular activities.

# ATTENDANCE PROGRAM

The California State Education Code requires school attendance for minors. Parents/Guardians are responsible for their child's attendance from age 6 until age 18 (48200 Ed. Code). Regular attendance and prompt arrival to each class facilitates classroom instruction.

**ALL absences must be reported to the school office within 72 hours of the absence or the absence will be considered truant.**

PLEASE NOTIFY THE SCHOOL on the first day of the absence, by calling the Attendance Line and leaving a message about your child's absence or call during regular school hours from 7:30 AM– 4:00 PM

## Attendance Line: 909-803-3002

If parents are unable to call on each day of an absence, the student must bring a written note from a parent/guardian upon the first day of his/her return.

## ACCEPTABLE REASONS FOR EXCUSED STUDENT ABSENCES

- Student medical, dental, optometric or chiropractic appointment. (Requires a doctor's note.)
- Student illness. (school may require a doctor's note verifying absences for more than 3 consecutive days.)
- Quarantine under the direction of a doctor. A doctor's note must be provided.
- Funeral services of parent, sibling, grandparent, brother-in-law, sister-in-law, or any relative living in the immediate household of the child.
- Student court appearance (Requires verification).
- Employment in the Entertainment Industry. (Requires Verification)
- Observance of a religious holiday or ceremony.
- Short term independent study.

## SHORT-TERM INDEPENDENT STUDY

*Independent study is an optional educational alternative in which no pupil may be required to participate.*

In a case where a student will be absent 5 days or more, an *Independent Study Agreement* may be entered into by the student and parent upon signing and agreeing to the terms of the *Independent Study Agreement*. This should be done at least 5 days in advance of the student's absence and in the school office.

Assignments and resources will be given in the subject matters and quantity so the student may fulfill attendance requirements and keep up with the class. At the end of the absence period the classroom teacher will evaluate the amount and quality of work to determine the attendance credit earned.

- 5 days advance notice must be given to the school
- Minimum of 5 days and a maximum of 10 days
- Signed Independent Study Agreement
- Complete and return all assignments

## TRUANCIES & UNEXCUSED ABSENCES

Reasons NOT acceptable for being absent from school and are considered truancies or unexcused absences during the regular school year are listed below. **A truancy occurs if a student is absent from school for the following reasons:**

- Going to work with parent or other family member.
- Visiting Family.
- Going on vacation. See Independent study information
- Baby-sitting, taking care of other family members.
- "Personal" reasons.
- Waiting for service or repair people to arrive.
- Shopping.
- Attending a sporting event.
- Any other reason not included in "Acceptable Reasons for Excused Student Absences" above. **Absences must still be reported to the school office within 72 hours.**



## LATE TO SCHOOL OR CLASS

We strongly believe that lifelong education is essential. Part of life is punctuality. School begins at 8:00 a.m. While we realize that emergencies, doctor/dentist appointments will sometimes cause students to be late, it is also our desire to be consistent with our students. Excessive absences and late arrivals will be monitored by the administration and staff. Students who are late less than 30 minutes late to school will follow the policy below.

1st & 2nd Late: Warning

3rd & 4th Late: Parent Contact

5th Late: Email Correspondence

6th Late: Administrator Parent/Student Conference—  
Improvement Plan developed

7th and 8th Late: Progressive discipline— lunch detention

9th Late: Progressive discipline— after school detention

10th Late: District attendance letter sent home. (SART).

**See Parent –Student Handbook for further details regarding absences, tardies and trancies.**

**Gates will be closed when the morning tardy bell rings at 8:00 a.m.** Students arriving after that time will need to enter through the office to obtain a tardy slip to class. Please remember during inclement weather, more parents drive their children to school, thus more traffic, congestion and delays in the parking lot will occur. Please adjust your time accordingly.

## TARDY TO SCHOOL OR CLASS

Students are considered tardy to school when they arrive 30 minutes or more late to school. Three tardies may be considered a truancy.

## ARRIVAL and PICK-UP TIMES

**Students are not permitted on campus until supervision begins at 7:30 a.m.** Students not participating in after-school events/activities must be picked up within 15 minutes of the end of the academic day. Students in after-school events must be picked up within 15 minutes of the activity's conclusion or may lose eligibility for future events.

## EARLY DISMISSAL

Students who are going to leave school early for any reason during the day will be called once the parent/guardian has arrived in the office. Classrooms will not be interrupted to retrieve a student if a parent/guardian calls and is "on the way" to pick them up. **The person picking up the student must be on the emergency card, provide picture I.D., and come to the office to sign the student out.**

**NO STUDENT MAY LEAVE CAMPUS WITHOUT FOLLOWING THE ABOVE PROCEDURE.**

# LIBRARY RESOURCES

## TEXTBOOKS

Textbooks are the responsibility of the student until returned. **Books are required to be covered at all times and should be kept in a book bag.** Textbooks and materials must be returned at the end of the course or when withdrawing from school. Any student not returning or damaging textbooks or other materials will be charged replacement cost and/or damage charges. Students with outstanding materials may not receive their grade report until the materials are returned or replacement charges are paid. Ed. Code 48904

## LIBRARY GUIDELINES


When caring for books or visiting the library, the following

guidelines must be observed:

- Cover all textbooks with a sturdy cover and keep them covered all year long. It is recommended that you not use dark-colored book covers, as they bleed onto the inside cover and pages of the books.
- Do not tape the cover to ANY part of the book. This will tear the inside cover of the book and result in fines being assessed. Instructions on "how to" cover a textbook are available from your librarians at Etiwanda.
- Never use adhesive book covers. They leave a sticky residue when they are removed (after 9 months of use) that YOU are going to have to remove before the book will be accepted for return.
- Please do not "dog-ear" the pages of your books. (This means bending the corners down to mark your page). Use a bookmark for this purpose. They are available from your Etiwanda Library, for free.
- You are responsible for returning your books in the same condition that you received them. Any damages that occur to your books will have to be paid for by you, (or your parents). This includes, but is not limited to, severely bent or torn corners, torn pages, water/liquid damage, animal chewing and writing on the pages.
- Please inspect your textbooks and report any serious damage, (that has not already been noted inside the book cover), to any Librarian within 7 days of receiving them. It will be noted and initialed inside the book by one of the Etiwanda Librarians, and you will avoid being charged for the damage at the end of the school year. Any damages found or reported beyond the one week grace period that were not previously noted by the Librarians, will be considered your responsibility and assessed a fine.
- Library books carry the same responsibility as textbooks in that they must be returned in the same condition that they are received or fines may be assessed. Damages must be noted before you leave the Library, (the one week reporting period does not apply to Library books).
- NEVER lend your textbooks to another student.

**Please note: Books that are left in the classroom are not exempt from damage assessment at the end of the school year. If you choose to leave your book(s) in the classroom, you do so at your own risk. It is your responsibility to be sure that your books are there each school day and in good condition. Teachers are not able to monitor books and personal belongings that are left in the classrooms as they see over 100 students each school day, so the burden of making sure your books are there and in good condition falls on you, the student.**

- All books, except reference books, may be checked out at designated times with a valid school ID card.
- No books may be checked in or out of the library unless the librarian or authorized staff is present.
- Students will be required to pay the replacement cost for any lost or damaged books or materials.





## ONLINE RESOURCE INFORMATION

### *Virtual Library Learning Commons*

(Updated 04/20/2023)

The *Virtual Library Learning Commons* is your source for high quality online resources that will help our students achieve their academic goals.

At the *Virtual Library Learning Commons* you will find:

- Encyclopedias, Databases and other Reference Resources
- Access to the Etiwanda School District's Online Library Catalog
- Book Lists for Recommended Reading
- Online Textbooks
- Access to our eBook libraries through OverDrive, Gale, PebbleGo and Capstone
- And more...

You will find the resources organized on the Etiwanda School District *Virtual Library Learning Commons* @

<http://lib.etiwanda.org/default.asp> QUESTIONS: contact the teacher librarian team at [library@etiawanda.org](mailto:library@etiawanda.org)

Many of the resources require access codes, usernames and/or passwords. See the chart below.

Resource	Type	UserName	Password
SORA by OverDrive	eBook Library	Log into your district issued Google account. Open Chrome then click the link to SORA on the Clever Portal	
Gale	eBook Library		Remote
Capstone	eBook Library	esdpebble	grapes
PebbleGo	eBook Library	esdpebble	grapes
TeachingBooks.net	Database	etiwandasd	etiwandasd
Encyclopedia Britannica	Encyclopedia	etiwanda	esd
ProQuest	Database	5HZB58QEYW	36CwrbG!
Discovery Education	Video Database	Log into your district issued Google account then click the link for Discovery Education	

### Textbook eBooks

#### Grades K-8

Log into your District Issued Google Account  
and then log into the Clever Portal at <http://cb.etiwanda.org/chromebooks-s/>

Language Arts = ConnectEd  
Science = Amplify  
Social Studies = TCI  
Math-Elementary = Think Central  
Math-Intermediate = ConnectEd



### **Biblioteca Virtual Learning Commons**

(Updated 04/22/2023)

La **biblioteca virtual Learning Commons** es su fuente de recursos en línea de alta calidad que ayudarán a nuestros estudiantes a alcanzar sus metas académicas.

En la **biblioteca virtual Learning Commons** encontrará:

- enciclopedias, bases de datos y otros recursos de referencia
- Acceso al catálogo en línea del distrito escolar de Etiwanda
- Listas de libros para lectura recomendada
- Libros de texto en línea
- Acceso a nuestras bibliotecas de libros electrónicos a través de OverDrive, Gale, PebbleGo y Capstone
- Y más ...

Usted encontrará los recursos organizados en la Distrito Escolar de Etiwanda **Biblioteca Virtual del Learning Commons** @ <http://lib.etiwanda.org/default.asp> ¿Preguntas? Contacte a la Sra. Claflin en [amber\\_claflin@etiawanda.org](mailto:amber_claflin@etiawanda.org)

Muchos de los recursos requieren códigos de acceso, nombres de usuario y / o contraseñas. Ver el cuadro a continuación.

recurso	Tipo de	Nombre de usuario	Contraseña
Sora by OverDrive	eBook Library	inicie sesión en su cuenta de Google emitida por el distrito y luego haga clic en el enlace a OverDrive/SORA en la página web de la biblioteca Initial Code=etiwandaca	
Gale	libro electrónico biblioteca		Remote
Capstone	eBook Library	esdpebble	grapes
PebbleGo	eBook Library	esdpebble	grapes
TeachingBooks.net	base de datos	etiwandasd	etiwandasd
Enciclopedia Británica	Enciclopedia	Etiwanda	esd
ProQuest	base de datos	5HZB58QEYW	36CwrbG!
Discovery Education	Video Database	Log into your district issued Google account then click the link for Discovery Education	

#### **de libros de textolibros electrónicos**

##### **Grados K-8**

Inicie sesión en su cuenta de Google emitida por el distrito  
y luego inicie sesión en Clever Portal en

<http://cb.etiwanda.org/chromebooks-s/>

artes del lenguaje = ConnectEd

ciencia = Amplify

estudios sociales = TCI

matemáticas - primaria = Think Central

matemáticas - intermedia = ConnectEd

Every Etiwanda School District student has one-to-one Chromebooks to maximize their instructional experience. As a way to make these resources more accessible to our students, we have developed a student homepage for every Chromebook with helpful links. It would be beneficial to bookmark or use this link as your homepage: <http://cb.etiwanda.org/chromebooks-s/>

## Useful Links

 Search Google

- |   |  |   |  |
|---|--|---|--|
| <ul style="list-style-type: none"> <li>• <a href="#">ConnectEd</a><br/><i>After clicking above scroll down and click on ConnectED</i></li> <li>• <a href="#">Learning.com</a></li> <li>• <a href="#">Renaissance Place</a></li> <li>• <a href="#">Rosetta Stone</a></li> <li>• <a href="#">Think Central</a></li> <li>• <a href="#">Discovery Education</a></li> <li>• <a href="#">BigBrainz.com</a></li> </ul> | <ul style="list-style-type: none"> <li>• <a href="#">i-Ready</a></li> <li>• <a href="#">Illuminate (Students)</a></li> <li>• <a href="#">Library Resources</a></li> <li>• <a href="#">Haiku Learning</a></li> <li>• <a href="#">Reading A-Z</a></li> <li>• <a href="#">CA Collections</a></li> <li>• <a href="#">PebbleGo</a></li> </ul> | <ul style="list-style-type: none"> <li>• <a href="#">LanguageLive!</a></li> <li>• <a href="#">Online Student Textbooks &amp; Resources Log On Information</a></li> <li>• <a href="#">Aeries Student Portal</a></li> <li>• <a href="#">Imagine Learning</a></li> <li>• <a href="#">Imagine Math Facts</a></li> <li>• <a href="#">Capstone</a></li> </ul> | <ul style="list-style-type: none"> <li>• <a href="#">NextGen Math</a></li> <li>• <a href="#">Learning A-Z (SSO)</a></li> </ul> |
|---|--|---|--|

### For Staff Members

[Aeries Office](#) | [Aeries Teacher](#) | [Illuminate](#) | [Annual Staff Notifications](#) | [Ellevation](#)

## Language Arts : Reading & Writing



We use a program called StudySync through ConnectEd.

- Step 1: Go to [www.google.com](http://www.google.com)
- Step 2: Click SIGN IN.
- Step 3: Log into your student district issued Google account.
- Step 4: Go to [www.etiwanda.org/chromebooks](http://www.etiwanda.org/chromebooks).
- Step 5: Click ConnectEd.
- Step 6: Click on the book you want to use online.

## Math



We use a program called California Math through ConnectEd.

- Step 1: Go to [www.google.com](http://www.google.com)
- Step 2: Click SIGN IN.
- Step 3: Log into your student district issued Google account.
- Step 4: Go to [www.etiwanda.org/chromebooks](http://www.etiwanda.org/chromebooks).
- Step 5: Click ConnectEd.
- Step 6: Click on the book you want to use online.



# DISCIPLINE, CONDUCT & DRESS CODE

The behavioral expectations for Etiwanda Intermediate will be explicitly taught and reinforced throughout the year using our Positive Behavioral Interventions and Supports (PBIS) schoolwide system. PBIS system of supports includes proactive strategies for defining, teaching, and supporting appropriate student behaviors to create a positive school environment. Our positive behavior approach will be focused around three core principals:

Be Respectful, Be Responsible, Be Safe.

## Cultural Proficiency

Our school as well as the Etiwanda School District have been dedicated to providing a welcome environment where all students can be comfortable and successful. Cultural proficiency creates an equitable learning environment that uses students' culture, interests, and experiences to enhance learning and engages students in ways that honor who they are and challenge them to be better.

Climate of inclusion, respect, connectedness, and caring is fostered in the school and classroom. Culturally appropriate practices are in place to ensure that students and their families are welcome.

Curriculum values, honors, and responds to students' backgrounds and culture. Culturally responsive teaching is student-centered, differentiated, engaging, and rigorous.

Assessment data is used to monitor the disparity in academic performance between student groups and provide and monitor a range of appropriate interventions.

## Positive Behavioral Interventions and Supports

(PBIS) creates a positive school-wide environment that uses strategies for defining, teaching, and supporting positive expectations for student behaviors.

## DISCIPLINE

Students are expected to behave and conduct themselves in such a manner so as to not disrupt the normal educational process as they continue their growth toward maturity and self-responsibility. Each student needs to assume an active role in his/her educational program to make it a meaningful experience. Students are expected to exhibit the following behaviors:

## CONDUCT

The following describes appropriate conduct for the school setting:

- Students will not create a safety hazard for themselves or other students.
- Students will not create a substantial disruption of the learning process.
- Students will not substantially disrupt the campus order.
- Students will not be in conflict with the District's goals and philosophy on the prevention of substance abuse and gang activity.

## CLASSROOM RULES

Every teacher has developed a set of classroom rules for his/her classroom so each student will have an opportunity to have a safe environment in which to learn. These rules are also sent home in a letter to parents or guardians at the beginning of the school year. Also contained in the letter are the consequences for breaking the classroom rules. These consequences may include student-teacher conferences, parent/guardian contact, after school detention, lunch detention or classroom suspension.

## GUM POLICY

Maintaining a clean school campus is a high priority at Etiwanda Intermediate School. Gum is not permitted on campus.

## CELL PHONES, SMART WATCHES, and EARBUDS (AIRPODS)

The Etiwanda School District Board does not encourage student possession or use of electronic signaling devices on a school campus, unless approved for educational purposes in the classroom setting by the teacher. The district does NOT assume liability if such devices are damaged, lost or stolen. The use of electronic signaling devices, such as cell phones and smart watches by students is prohibited on school premises, at all school sponsored activities, on buses, and at any time while students are under the supervision and control of district employees, unless explicit permission is provided by the classroom teacher or administration.

## Electronic Signaling Device Policy

- 1st Offense = Device is confiscated and student can pick up device at the end of the school day.
- 2nd Offense = Device is confiscated and parents must pick up device from the office.
- 3rd Offense = Device is confiscated and parents must pick up device from office and meet with an administrator.
- 4th offense or continuing offenses = Administrative assigned consequences

**Serious Offenses involving use of electronic devices may result in immediate consequences including suspension/expulsion from school.**

An exception to this policy is the use of electronic signaling devices essential for the health of the pupil as determined by a licensed physician or surgeon, and if the use of the device is limited to those purposes related to the pupil's health as determined by such licensed physician or surgeon. The parents must submit a Request to Use Electronic Signaling Device for Medical Purposes form signed by a licensed physician or surgeon indicating what type of device is essential to the student's health and stating when the student should use the device while on school premises, at school-sponsored activities, or at any time while under the supervision and/or control of district employees. Use of the device during instructional time is expressly prohibited except as specifically directed in writing by the physician. The district reserves the right to confirm medical need with the physician (Education Code 48901.5)

## SELLING ITEMS

Selling items on campus or off campus is not permitted. This includes, but not limited to, food and beverages, school supplies, and any type of clothing or accessories.

## FIRE ALARM

Fire alarm pulled by students will be subject to and fined up to \$500.00 per incident.

ates a hostile an/or intimidating disruptive educational environment are not allowed.

## **STUDENT DRESS STANDARDS**

The Etiwanda School District has developed these standards to create an atmosphere for learning, ensure students will graduate ready for college and careers, minimize barriers to student success, maximize learning time, as well as keep the school and students free from threats of harmful influence from individuals, groups, or gangs/crews who advocate disruptive and hostile behavior. The District understands that trends and clothing styles change. In order for our standards to remain inclusive and relevant, an ongoing committee will annually review the standards listed below.

- School staff shall enforce the Student Dress Standards in a manner that does not reinforce or increase marginalization or oppression of any group based on race, sex, gender, identity, gender expression, sexual orientation, ethnicity, religion, cultural observance, household income or body type/size.
- Parents/Guardians/Caregivers have the primary responsibility for students complying with the District Student Dress Standards. The standards below will apply to all students. The only exception is school-related organizations wearing designated uniforms for a specific purpose and school-sponsored activities such as spirit days and athletic events, as approved by the administration.
- A student who violates the dress code may not remain at school or at a school function unless the violation is corrected. For example, the student may be asked to: Remove the accessory; or turn the clothing inside out; or have other clothing brought from home; or given loaners.

***The following are examples of dress that can cause distraction, disturbance, interference or a safety concern and not intended to be a complete list:***

- Attire that is revealing (displaying undergarments or private areas), bare midsection, strapless tops and pajamas are not allowed.
- Jewelry or clothing that present a safety hazard, e.g. large rings, belt buckles, spiked/sharp earrings are not allowed.
- Chains such as those attached to belts or wallets present a safety hazard and are not allowed.
- Shoes with an open heel or without a strap across the back, house slippers, shoes with wheels or rinds, steel toe-shoes/boots, and untied shoes are not allowed. Closed-toe shoes must be worn for PE.
- Hats or caps may be worn outdoors for sun protection.
- Personal belongings and/or attire that advertise and/or promote alcohol, tobacco, vaping, drugs, weapons, hate, gangs, violence, vulgar/obscene/sexual language or imagery, or any illegal or prohibited item or activity is not allowed.
- Clothing, jewelry, headgear, accessories, personal belongings, or personal protective equipment determined by the administration and/or law enforcement agencies to represent or support a gang/crew or create

## **Etiwanda School District Dress Code**

### **Attachment A**

The following attachment to the Etiwanda School District Student Dress Code defines gang related apparel as apparel that, if worn or displayed on campus, reasonably could be determined to threaten the health and safety of the school environment at schools in the Etiwanda School District. The list was developed with consultation from the San Bernardino County Sheriff Department and the Fontana Police Department.

A gang is defined as a group of persons, most often juveniles, who are associated for criminal or other antisocial purposes.

After consultation with local law enforcement agencies, Rancho Cucamonga and Fontana, the District has determined that a gang presence has been established in the district boundaries which threaten the safety and welfare of the schools' environment.

The gang apparel defined and described below has been identified as being associated with the specific gangs. Therefore, the presence of the described apparel on campus poses a hazard to the health and safety of the school environment, and is likely to substantially disrupt or materially interfere with school operations.

### **Prohibited Gang Related Apparel**

1. Clothing that depicts tagging or spraying of graffiti.
2. Clothing marked with numerals, letters or words that may be interpreted as demonstrating gang affiliation:
  - Numerals: 8, 69 and 420 (drug affiliation), 13 (affiliation with the Sureno gang), 14 (affiliation with the Nortenos gang), 22 (Vagos motorcycle gang) with color green, 81 (Hell's Angels) with color red, 18 (18th Street gang).
  - Letters/Words: southsider, southerner, Sureno, low-rider, homies.
3. Wearing an overwhelming amount of red "Bloods" and/or blue "Crips" clothing garments on a continuous basis.
4. Bandanas worn as head coverings, accessories or hanging from pockets.
5. Clothing that depicts violence, weapons, brass knuckles, knives.

### **JUVENILE CITATION PROGRAM**

In an effort to keep our schools safe, Etiwanda Intermediate School has been working with the San Bernardino County Sheriff's Department to deter crime on campus. Rancho Cucamonga Police Department has a Juvenile Citation Program in which students may be cited for various offenses. Citations range from possession of tobacco products to fighting. If a student is cited, he/she must appear in court with his/her parents. Fines can range from \$35 to over \$300.

## SERIOUS OFFENSES ACCORDING TO STATE LAW AND DISTRICT POLICY

The Education Code of California enumerates specific offenses as serious enough to warrant suspension and/or expulsion. These offenses include:

- a. Caused, attempted to cause, or threatened to cause physical injury to another person (example: fighting).
- b. Possessed, sold or otherwise furnished any firearm, knife, explosive, or other dangerous object (of no academic purpose to the pupil) unless, in the case of possession of any such object, the pupil had obtained written permission from a certificated school employee, which is concurred by the principal or the designee of the principal.
- c. Unlawfully possessed, used, sold, or otherwise furnished, or been under the influence of any controlled substance, as defined in Section 11007 of the Health and Safety Code, alcoholic beverage, or intoxicant of any kind.
- d. Unlawfully offered or arranged, or negotiated to sell any controlled substance, as defined in Section 11007 of the Health and Safety Code, alcoholic beverage, or intoxicant of any kind, and then sold, delivered, or otherwise furnished to any person another liquid, substance, or material in lieu of the controlled substance, alcoholic beverage, or intoxicant.
- e. Committed or attempted to commit robbery or extortion.
- f. Caused or attempted to cause damage to school property or private property.
- g. Stole or attempted to steal school property or private property.
- h. Possessed or used tobacco or any product containing tobacco or nicotine products, including but not limited to, cigarettes, cigars, miniature cigars, clove cigarettes, smokeless tobacco, snuff, chew packets, and betel.
- i. Committed an obscene act or engaged in habitual profanity or vulgarity.
- j. Unlawfully possessed, offered, arranged or negotiated to sell any drug paraphernalia, as defined in Section 11364 of the Health and Safety Code.
- k. Disrupted school activities or otherwise willfully defied the valid authority of supervisors, teachers, administrators, other school officials, or other school personnel.
- l. Knowingly received stolen school property or private property.
- m. Possess an imitation firearm.
- n. Committed or attempted to commit a sexual assault or committed a sexual battery as defined in enumerated sections of the Penal Code.
- o. Harassed, threatened, or intimidated a pupil who is in a school disciplinary proceeding either to prevent that pupil from being a witness or to retaliate against that pupil for being a witness, or both.
- p. Unlawfully offered, arranged to sell, negotiated to sell, or sold the prescription drug Soma.
- q. Pupil who aids or abets, as defined in Section 31 of the Penal Code, the infliction or attempted infliction of physical injury to another person.
- r. Engaged in an act of bullying including but not limited to bullying by means of an electronic act as defined in Ed Code 32261.
- s. Aided/abetted infliction/attempted infliction of physical injury (generally, suspension but not expulsion is permitted)
- (7) Made terroristic threats against school staff/property

## ADDITIONAL GROUNDS FOR SUSPENSION OR EXPULSION

• **TOBACCO-FREE SCHOOL:** The Governing Board recognizes that smoking and other uses of tobacco and nicotine products constitute a serious public health hazard and is inconsistent with district goals to provide a healthy environment

for students and staff. (See 3513.3)

• The products prohibited in the sale, furnishing, and/or use of include any product containing tobacco or nicotine, including, but not limited to, cigarettes, cigars, miniature cigars, smokeless tobacco, snuff, chew, clove cigarettes, betel, electronic cigarettes, electronic hookahs, and other vapor-emitting devices, with or without nicotine content, that mimic the use of tobacco products.

• **SEXUAL HARASSMENT:** In addition to the above, pupils who sexually harass other pupils may be suspended or recommended for expulsion.

• Sexual harassment is defined to mean unwelcome sexual advances, request for sexual favors, or other verbal, visual, or physical conduct of a sexual nature, including electronic transmissions. The conduct must be considered by a reasonable person of the same gender as the victim to be sufficiently severe or pervasive to have a negative impact upon the individual's academic performance, or to create an intimidating, hostile, or offensive educational environment. (See 48900.2)

• **Creating a hostile school environment-intentionally harassing, threatening, or intimidating students or staff (grades 4-8) (Sec. 48900.4)**

• **VIOLENCE-caused, attempted, threatened, or participated in act of hate violence (grades 4-12) (Sec 48900.3)**

• **TERRORISTIC THREATS (Sec. 48900.7)**

## BULLYING AND HARASSMENT

• "Bullying" means any severe or pervasive physical or verbal act of conduct, including communications made in writing or by means of an electronic act, and including one or more acts committed by a pupil or group of pupils, directed toward one or more pupils that has or can be reasonably predicted to have the effect of one or more of the following:

- (A) Placing a reasonable pupil or pupils in fear of harm to that pupil's or those pupils' person or property.
- (B) Causing a reasonable pupil to experience a substantially detrimental effect on his or her physical or mental health.
- (C) Causing a reasonable pupil to experience substantial interference with his or her academic performance.
- (D) Causing a reasonable pupil to experience substantial interference with his or her ability to participate in or benefit from the services, activities, or privileges provided by a school.

The Etiwanda School District prohibits discrimination, harassment, intimidation, or bullying of students and staff, including sexual harassment, hate-motivated behavior, cyberbullying, hazing or initiation activity, extortion, or any other verbal, written, or physical conduct that causes or threatens to cause violence, bodily harm, or substantial disruption.

(Board Policy 5131)

If your student is experiencing bullying or knows or someone being bullied, Etiwanda Intermediate has an anonymous reporting system linked to the school website.

## IN THE EVENT OF AN EMERGENCY

Etiwanda Intermediate School has prepared an extensive emergency plan for the school.

- To minimize injuries to students and school personnel in the event of a disaster while under the supervision of district staff.
- To maximize the use of school personnel and facilities to care for disaster victims.
- To protect school property.

These procedures cover emergencies during the school day. If students are on their way to school when an emergency occurs, they should proceed to school. If students have been dismissed from school and are on their way home, they should proceed home.

### **CAMPUS VIDEO CAMERA SURVEILLANCE**

The Board believes that reasonable use of surveillance cameras will help the district achieve its goals for campus security. In consultation with relevant district staff, the Superintendent or designee shall identify appropriate locations for the placement of surveillance cameras. Cameras shall not be placed in areas where students, staff, or community members have a reasonable expectation of privacy. Any audio capability on the district's surveillance equipment shall be disabled so that sounds are not recorded.

Prior to the operation of the surveillance system, the Superintendent or designee shall ensure that signs are posted at conspicuous locations at affected school buildings and grounds. These signs shall inform students, staff, and visitors that surveillance may occur and shall state whether the district's system is actively monitored by school personnel. The Superintendent or designee shall also provide prior written notice to students and parents/guardians about the district's surveillance system, including the locations where surveillance may occur, explaining that the recordings may be used in disciplinary proceedings, and that matters captured by the camera may be referred to local Law enforcement.

Recorded video images stored shall be maintained for a period up to 20 days from the date which the image was recorded. To the extent that any images from the district's surveillance system create a student or personnel record, the Superintendent or designee shall ensure that the images are accessed, retained, and disclosed in accordance with law, Board Policy, Administrative Regulation, and any applicable collective bargaining agreements.

### **SCHOOL RESPONSIBILITIES**

- Students will be released from the school **ONLY** to an authorized adult whose name appears on the district emergency form. Adults not known to school personnel will be required to provide identification, and a record will be kept of released students.
- Students who are not picked up will remain at the school until the regular dismissal time. At that time students will be released, provided it is considered safe.
- During a Declared Emergency, students may be taken to another site where consolidated care facilities can be provided.

### **PARENT RESPONSIBILITIES**

- Parents and/or legal guardians are required to complete a Student Emergency Card each year. Information on the form must be kept current. Any changes must be reported to the school office or updated on Parent Portal within 30 days.
- In the event of an emergency, parents will be required to show proper identification prior to the release of their child.
- Parents should share with their children directions for an emergency. These directions must include staying at school until picked up by an authorized adult or released by school personnel.
- Schools will provide information on the safety of students to media stations. Parents should avoid phoning the

school because phones must be available for transmission of emergency information.

- Parents will be required to show proper identification before a student is released.

In the event of an emergency, tune to:  
**KFI 640 AM; KCAL 1410 AM (Spanish);  
 KFRG 95.1 FM or [www.Etiwanda.org](http://www.Etiwanda.org)**

### **BUSES**

All school and bus rules apply while riding the bus on field trips. Violation of bus rules may result in the loss of bus privileges. Additional school disciplinary actions may also result. If a student receives a bus referral it is the student's responsibility to return the referral signed by his/her parent within 3 school days. Failure to do so will result in the loss of bus privileges.

### **School Bus Conduct and Safety Rules for Students**

1. Obey the driver promptly and respectfully. For your safety, the driver must devote his attention to driving, and you are expected to cooperate fully so that order is maintained on the bus at all times.
2. Walk safely while approaching or leaving bus stops. Walk on left side facing oncoming traffic when there are no sidewalks. Whenever it is necessary to cross the street at the bus stop, cross only in front of the bus when signaled by the driver.
3. Do not stand or play in the roadway while waiting for the bus.
4. Never attempt to enter or leave the bus until it has come to a full stop. The entrance door will be opened only by the driver, and only after he has determined conditions permit safe entrance or exit.
5. Take your turn and avoid pushing when entering or leaving the bus.
6. Be seated promptly, in assigned seat, and be careful not to block the aisles. Remain seated until the bus stops.
7. Classroom conduct is expected while on the bus. Loud talking or laughing, unnecessary confusion, or other misconduct which diverts the driver's attention may result in a serious accident. At his/her discretion, the driver may permit conversation in normal tones.
8. Teasing, shouting, and the throwing of objects are always unacceptable.
9. Windows will be opened only with driver's permission. The thrusting of arms or heads out of windows is always dangerous and is never acceptable.
10. Treat bus seats and equipment as you would valuable furniture in your home.
11. Help keep the bus clean, sanitary and orderly. Deposit trash in the container at the front of the bus.
12. Smoking, the consumption of food or beverages, and the like are prohibited activities while on the school bus.
13. Show your I.D. card when requested.





## E.I.S. PHYSICAL EDUCATION HANDBOOK

### PHILOSOPHY

The Physical Education Department at Etiwanda Intermediate School strives to educate students about their physical selves and to create an enthusiasm for physical activities. Our goal is to provide a coeducational program that will offer each student an opportunity for individual success.

### BEHAVIOR EXPECTATIONS

Each P.E. teacher at Etiwanda Intermediate School has an established classroom discipline plan which describes class rules and positive/negative consequences, as well as severe offenses which would warrant immediate assistant principal involvement.

Basic Physical Education Class Behavior Standards Are:

1. Students are to report to class each day on time, properly dressed in P.E. uniform, sitting on roll call number and ready to participate.
2. During P.E., including time spent in the locker room, students are expected to follow all the guidelines listed in the Binder Reminder.

### GRADING POLICY

Unit participation	40%
Daily preparation	30%
Cardiovascular Endurance	20%
Assessment	10%

### PHYSICAL EDUCATION LOCKS AND LOCKERS

Each student will be issued a school locker to store P.E. clothes in during the week. Locks are provided and turned back in when student completes the 8th grade or leaves the school. Students are responsible for keeping their locker locked at all times. If a student loses his/her lock, he/she must pay for the lost lock. Locks placed on unassigned lockers will be cut off by P.E. Dept. personnel at student expense.

Teachers cannot be liable for articles left unsecured.

### PHYSICAL EDUCATION UNIFORM

A black and gray physical education uniform is available from the department for \$30.00 (cash/check/EZSchool Pay) and includes shorts and shirt imprinted with the school name. Students may also bring their own plain gray shirt and plain black shorts with no additional artwork or markings. Students must write their name clearly in the name bar area only on their shirt and shorts. No additional artwork or markings will be accepted on P.E. uniform. Torn or frayed clothes are not appropriate. Any such markings or inappropriate alterations may need to be replaced at the owner's expense. Uniforms must be worn right side out, with emblems in the front. Students must wear their own clothes. They are not permitted to wear another student's clothes. Only one pair of shorts and one shirt may be worn at a time. Shorts and shirts must be appropriate size and shorts will be worn at proper levels.

P.E. uniforms are the student's responsibility and should be taken home and washed once each week, usually on the weekend. Students will be required to show their uniform to a teacher before exiting the room each Friday. After checking the P.E. lost and found, P.E. uniforms that are lost need to be replaced as soon as possible with a new uniform at student's expense.

Students are required to dress in all types of weather. A set of sweat clothes is strongly recommended for cold or rainy weather. The PE department will make available for purchase sweatpants and sweat-shirts with an Etiwanda logo. Students may bring their own sweats from home and should be worn over their PE uniform and required to meet school dress code.

Socks should be worn with athletic shoes such as running, tennis, aerobic or basketball shoes. Slip on shoes, sandals, or shoes that are not laced up are a hazard to the student wearing them as well as to other students in the immediate area and are not allowed.

Jewelry such as rings, neck chains, bracelets, metal watches or dangling earrings are a hazard in the vigorous activities common to a physical education class and are strictly prohibited!

Scarves, bandanas, earphones and other similar items should not be brought to school or to P.E. class.

### LOANERS

The physical education department has "loaner" clothes for the students who forget their own P.E. clothes. A student's grade will be negatively impacted because of the use of loaner clothes. However, students do have opportunities to improve their grade through teacher-approved activities. Use of loaner clothes should not be a regular practice. Parents will be notified by note or phone when loaner usage becomes excessive. The loaners are laundered regularly. A student who refuses to change is displaying defiance and will be referred to the school disciplinary administrator.

### LOST AND FOUND

Every year our lost and found area has an over abundance of "found" clothing. If your son/daughter is missing clothes, please have them check our lost and found areas. Unclaimed lost and found articles are donated to charity twice yearly.

### STUDENT ILLNESS

If a student is well enough to be in school, he or she is considered well enough to be dressed in his or her P.E. outfit and to participate to some degree in class activities. A student unable to take part in a vigorous activity is still expected to listen, observe, learn, encourage or serve as a judge, scorekeeper, or other helper.

If it is necessary for a student to be excused from class activities, a note from home must be taken to his or her P.E. teacher at the beginning of the class period. The note must include the student's name, date(s) to be excused, reason for the excuse, and a parent signature and contact phone number. Students excused from activity are not excused from class or from changing into their P.E. outfit.

If a student is to be excused from activity for more than three consecutive days, an excuse from a doctor is mandatory. Doctor notes are to be submitted to the school nurse who will photocopy for the P.E. teacher. Students with asthma, heart conditions, or any other physical limitations, or illnesses, need to bring a doctor's note outlining any modifications that are needed in their daily physical activity routine. Students who have a written excuse from P.E. will be required to complete an alternative assignment related to the area of Physical Education.

### FITNESS TESTING

Promoting physical fitness is a priority of the P.E. Department. Each student's progress toward fitness will be evaluated based upon standards set by the California State Department of Education. Individual performances are compared with students of the same age and sex throughout the state. Areas tested include flexibility, upper body strength, cardiovascular endurance, speed and agility, abdominal strength, and body composition.

### FAMILY FITNESS NIGHT

Once a year the students at Etiwanda Intermediate School and their parents are invited by the P.E. Department to a Family Fitness Night. Parents will have an opportunity to see what their child has been learning in physical education class and to try many of the same types of activities.

We look forward to our Family Fitness Night. Moms and Dads, brothers and sisters, grandparents and everyone are invited to join in and have a good time. Don't miss it!!!

### AFTER-SCHOOL SPORTS PROGRAM

The after-school intramural sports program is available to any 6th, 7th or 8th grade students who meet the eligibility requirements. Emphasis is on excellence, participation, teamwork and sportsmanship. Students are required to maintain a satisfactory GPA and citizenship and must be on the school's "Eligibility List" to be eligible to participate in the after school program.

After-School Sports Offered at EIS:

Football  
Basketball  
Volleyball  
Soccer  
Track & Field



# TEXTBOOKS ONLINE

Important links for parents/families are available on the district website at [www.etiwanda.org](http://www.etiwanda.org) and clicking the families tab



Online textbook user names and/or passwords are available from your child's teachers.

	Username	Password
<b>Google Account</b>		
<b>Teacher Website Information</b>		
<b>School Messenger</b> <i>Homeroom Teacher Website / Google Classroom</i>		
<b>School Messenger</b> <i>Switch Teacher Website / Google Classroom</i>		

Additional parent and student resources are available on the district website under the Parents section and Library Resources (<http://work.etiwanda.org/library/ParentResources.asp>). Access codes, user names and passwords are available from the school teacher or front office.

Also available for Parents and Students is ***Etiwanda Intermediate on Twitter***.  
Get updates throughout the school year regarding school events and activities at EIS.

Log into our school's web page at:  
**[eis.etiwanda.org](http://eis.etiwanda.org)**

## Grade Checks - First Trimester

Directions: Each week students are expected to sit down and discuss their grades with their parent(s)/guardian(s). Students are to share their graded work from their Communication Folders and review the online gradebook with their parent(s)/guardian(s). Then, students complete the table below. This is a good time for students to reflect on their academic goal, reflecting on what they are most proud of and the strategies/resources they will use to attain those goals.

Date	Math	Science	Language Arts	Social Studies	Parent's Initials	Teacher's Initials
/ /	%	%	%	%		
Reflection:						
/ /	%	%	%	%		
Reflection:						
/ /	%	%	%	%		
Reflection:						
/ /	%	%	%	%		
Reflection:						
/ /	%	%	%	%		
Reflection:						
/ /	%	%	%	%		
Reflection:						
/ /	%	%	%	%		
Reflection:						
/ /	%	%	%	%		
Reflection:						
/ /	%	%	%	%		
Reflection:						
/ /	%	%	%	%		
Reflection:						

## Grade Checks - Second Trimester

Directions: Each week students are expected to sit down and discuss their grades with their parent(s)/guardian(s). Students are to share their graded work from their Communication Folders and review the online gradebook with their parent(s)/guardian(s). Then, students complete the table below. This is a good time for students to reflect on their academic goal, reflecting on what they are most proud of and the strategies/resources they will use to attain those goals.

Date	Math	Science	Language Arts	Social Studies	Parent's Initials	Teacher's Initials
/ /	%	%	%	%		
Reflection:						
/ /	%	%	%	%		
Reflection:						
/ /	%	%	%	%		
Reflection:						
/ /	%	%	%	%		
Reflection:						
/ /	%	%	%	%		
Reflection:						
/ /	%	%	%	%		
Reflection:						
/ /	%	%	%	%		
Reflection:						
/ /	%	%	%	%		
Reflection:						
/ /	%	%	%	%		
Reflection:						
/ /	%	%	%	%		
Reflection:						



## Grade Checks - Third Trimester

Directions: Each week students are expected to sit down and discuss their grades with their parent(s)/guardian(s). Students are to share their graded work from their Communication Folders and review the online gradebook with their parent(s)/guardian(s). Then, students complete the table below. This is a good time for students to reflect on their academic goal, reflecting on what they are most proud of and the strategies/resources they will use to attain those goals.

Date	Math	Science	Language Arts	Social Studies	Parent's Initials	Teacher's Initials
/ /	%	%	%	%		
Reflection:						
/ /	%	%	%	%		
Reflection:						
/ /	%	%	%	%		
Reflection:						
/ /	%	%	%	%		
Reflection:						
/ /	%	%	%	%		
Reflection:						
/ /	%	%	%	%		
Reflection:						
/ /	%	%	%	%		
Reflection:						
/ /	%	%	%	%		
Reflection:						
/ /	%	%	%	%		
Reflection:						
/ /	%	%	%	%		
Reflection:						

## Academic Goals For the First Trimester

<p style="text-align: center;"><u>Math</u></p> <p><i>My goal for math in the first trimester is to earn a(n) _____ (        %).</i></p> <p><i>In the past math has been _____</i></p> <hr/> <p><i>I will reach this goal by completing the following :</i></p> <p>◇ _____</p> <p>_____</p> <p>◇ _____</p> <p>_____</p> <p>◇ _____</p> <p>_____</p>	<p style="text-align: center;"><u>Language Arts</u></p> <p><i>My goal for language arts in the first trimester is to earn a(n) _____ (        %).</i></p> <p><i>In the past language arts has been _____</i></p> <hr/> <p><i>I will reach this goal by completing the following :</i></p> <p>◇ _____</p> <p>_____</p> <p>◇ _____</p> <p>_____</p> <p>◇ _____</p> <p>_____</p>
<p style="text-align: center;"><u>Science</u></p> <p><i>My goal for science in the first trimester is to earn a(n) _____ (        %).</i></p> <p><i>In the past science has been _____</i></p> <hr/> <p><i>I will reach this goal by completing the following :</i></p> <p>◇ _____</p> <p>_____</p> <p>◇ _____</p> <p>_____</p> <p>◇ _____</p> <p>_____</p>	<p style="text-align: center;"><u>Social Studies</u></p> <p><i>My goal for social studies in the first trimester is to earn a(n) _____ (        %).</i></p> <p><i>In the past social studies has been _____</i></p> <hr/> <p><i>I will reach this goal by completing the following :</i></p> <p>◇ _____</p> <p>_____</p> <p>◇ _____</p> <p>_____</p> <p>◇ _____</p> <p>_____</p>

## Academic Goals For the Second Trimester

<p style="text-align: center;"><u>Math</u></p> <p><i>My goal for math in the second trimester is to earn a(n) _____ (      %).</i></p> <p><i>In the past math has been _____</i></p> <hr/> <p><i>I will reach this goal by completing the following :</i></p> <p>◇ _____</p> <p>_____</p> <p>◇ _____</p> <p>_____</p> <p>◇ _____</p> <p>_____</p>	<p style="text-align: center;"><u>Language Arts</u></p> <p><i>My goal for language arts in the second trimester is to earn a(n) _____(      %).</i></p> <p><i>In the past language arts has been _____</i></p> <hr/> <p><i>I will reach this goal by completing the following :</i></p> <p>◇ _____</p> <p>_____</p> <p>◇ _____</p> <p>_____</p> <p>◇ _____</p> <p>_____</p>
<p style="text-align: center;"><u>Science</u></p> <p><i>My goal for science in the first trimester is to earn a(n) _____ (      %).</i></p> <p><i>In the past science has been _____</i></p> <hr/> <p><i>I will reach this goal by completing the following :</i></p> <p>◇ _____</p> <p>_____</p> <p>◇ _____</p> <p>_____</p> <p>◇ _____</p> <p>_____</p>	<p style="text-align: center;"><u>Social Studies</u></p> <p><i>My goal for social studies in the first trimester is to earn a(n) _____(      %).</i></p> <p><i>In the past social studies has been _____</i></p> <hr/> <p><i>I will reach this goal by completing the following :</i></p> <p>◇ _____</p> <p>_____</p> <p>◇ _____</p> <p>_____</p> <p>◇ _____</p> <p>_____</p>

## Academic Goals For the Third Trimester

<p style="text-align: center;"><u>Math</u></p> <p><i>My goal for math in the third trimester is to earn a(n) _____ (      %).</i></p> <p><i>In the past math has been _____</i></p> <hr/> <p><i>I will reach this goal by completing the following :</i></p> <p>◇ _____</p> <p>_____</p> <p>◇ _____</p> <p>_____</p> <p>◇ _____</p> <p>_____</p>	<p style="text-align: center;"><u>Language Arts</u></p> <p><i>My goal for language arts in the third trimester is to earn a(n) _____(      %).</i></p> <p><i>In the past language arts has been _____</i></p> <hr/> <p><i>I will reach this goal by completing the following :</i></p> <p>◇ _____</p> <p>_____</p> <p>◇ _____</p> <p>_____</p> <p>◇ _____</p> <p>_____</p>
<p style="text-align: center;"><u>Science</u></p> <p><i>My goal for science in the first trimester is to earn a(n) _____ (      %).</i></p> <p><i>In the past science has been _____</i></p> <hr/> <p><i>I will reach this goal by completing the following :</i></p> <p>◇ _____</p> <p>_____</p> <p>◇ _____</p> <p>_____</p> <p>◇ _____</p> <p>_____</p>	<p style="text-align: center;"><u>Social Studies</u></p> <p><i>My goal for social studies in the first trimester is to earn a(n) _____(      %).</i></p> <p><i>In the past social studies has been _____</i></p> <hr/> <p><i>I will reach this goal by completing the following :</i></p> <p>◇ _____</p> <p>_____</p> <p>◇ _____</p> <p>_____</p> <p>◇ _____</p> <p>_____</p>

**FIRST TRIMESTER PROGRESS REPORT (SIX WEEKS)**

I received my child's TRIMESTER 1 progress report in Aeries. Progress report grades are an indicator of progress in class. Final trimester grades will be sent home via students at the twelve week mark.

Parent Signature: \_\_\_\_\_ Date: \_\_\_\_\_

Comments: \_\_\_\_\_

**FIRST TRIMESTER REPORT CARD**

I received my child's TRIMESTER 1 Report Card in Aeries and reviewed it with my child.

Parent Signature: \_\_\_\_\_ Date: \_\_\_\_\_

Comments: \_\_\_\_\_

**SECOND TRIMESTER PROGRESS REPORT (SIX WEEKS)**

I received my child's TRIMESTER 2 progress report in Aeries. Progress report grades are an indicator of progress in class. Final trimester grades will be sent home with students at the twelve week mark.

Parent Signature: \_\_\_\_\_ Date: \_\_\_\_\_

Comments: \_\_\_\_\_

**SECOND TRIMESTER REPORT CARD**

I received my child's TRIMESTER 2 Report Card in Aeries and reviewed it with my child.

Parent Signature: \_\_\_\_\_ Date: \_\_\_\_\_

Comments: \_\_\_\_\_

**THIRD TRIMESTER PROGRESS REPORT (SIX WEEKS)**

I received my child's TRIMESTER 3 progress report in Aeries. Progress report grades are an indicator of progress in class. Final trimester grades will be mailed home at the twelve week mark.

Parent Signature: \_\_\_\_\_ Date: \_\_\_\_\_

Comments: \_\_\_\_\_

**THIRD TRIMESTER REPORT CARD**

I received my child's TRIMESTER 3 Report Card in Aeries and reviewed it with my child.

Parent Signature: \_\_\_\_\_ Date: \_\_\_\_\_

Comments: \_\_\_\_\_

# Data Chat Worksheet After the First Diagnostic

Name: \_\_\_\_\_


Date: \_\_\_\_\_

## Language Arts

### Reflect

**1A.** My score for (circle one)  
Mathematics | Reading is...  
(Color in your scale score on  
the diagram below.)

**1B.** My Typical and Stretch  
growth measures are...  
(Mark on the diagram below.)



**2.** My strengths are ...

**3.** I need to improve on ...

**4.** While working on the *i-Ready Diagnostic*, I ...

### Set Goals

**5.** My goals for this year are ...

### Plan

**6.** To achieve my goals I will ...

**7.** I will track my progress by ...

# Data Chat Worksheet After the First Diagnostic

Name: \_\_\_\_\_

Date: \_\_\_\_\_

Math

## Reflect

1A. My score for (circle one)  
Mathematics | Reading is...  
(Color in your scale score on  
the diagram below.)

1B. My Typical and Stretch  
growth measures are...  
(Mark on the diagram below.)



2. My strengths are ...

3. I need to improve on ...

4. While working on the i-Ready Diagnostic, I ...

## Set Goals

5. My goals for this year are ...

## Plan

6. To achieve my goals I will ...

7. I will track my progress by ...

# Data Chat Worksheet

## After the Second Diagnostic

Name: \_\_\_\_\_

Date: \_\_\_\_\_


### Language Arts

#### Reflect

1A. My scores for (circle one) Mathematics/Reading are... (Color in your scale scores on the first and second Diagnostics on the diagrams below.)

1B. My Typical and Stretch growth measures are... (Mark on the diagram below.)

1C. My Progress to Annual Typical Growth is \_\_\_\_\_ % and my Progress to Annual Stretch Growth is \_\_\_\_\_ %.



2. My strengths are ...

3. I need to improve on ...

4. While working on the second *i-Ready* Diagnostic, I ...

#### Set Goals

5. My goals for this year are ...

#### Plan

6. To achieve my goals I will ...

7. I will track my progress by ...



# Data Chat Worksheet

## After the Second Diagnostic

Name: \_\_\_\_\_

Date: \_\_\_\_\_


### Math

#### Reflect

1A. My scores for (circle one) Mathematics/Reading are. . . (Color in your scale scores on the first and second Diagnostics on the diagrams below.)

1B. My Typical and Stretch growth measures are. . . (Mark on the diagram below.)

1C. My Progress to Annual Typical Growth is \_\_\_\_\_ % and my Progress to Annual Stretch Growth is \_\_\_\_\_ %.



2. My strengths are . . .

3. I need to improve on . . .

4. While working on the second *i-Ready* Diagnostic, I . . .

#### Set Goals

5. My goals for this year are . . .

#### Plan

6. To achieve my goals I will . . .

7. I will track my progress by . . .

# Data Chat Worksheet

Name: \_\_\_\_\_

## Data

### End of Year

1. Use the space below to make a bar graph with your Reading and Math scale scores. Include the scale scores for all Diagnostics you have taken this year by creating a bar for each one.



## Reflect

2. One achievement I am proud of is...

\_\_\_\_\_

3. I have made progress in \_\_\_\_\_ by...

\_\_\_\_\_

### Example Achievements:

- I learned how to multiply fractions.
- I learned how to decode tricky words.
- I improved the most in number and operations.
- I have made progress in vocabulary by practicing at home.

## Set Goals

4. Thinking about this summer and next year, my goals are...

\_\_\_\_\_

### Example Goals:

- Continue improving on my comprehension of informational texts.
- Get better at understanding and solving word problems.

## Plan

5. I will achieve my goals by...

\_\_\_\_\_

### Example Next Steps:

- Read at least three books this summer.
- Practice my math facts over the summer.
- Read word problems carefully and show work, including when I'm taking the Diagnostic.

To download this document, go to [i-ReadyCentral.com/DataChats](https://i-ReadyCentral.com/DataChats).





# Student Calendar 2023-2024

*"Excellence  
in Education"*

July 23						
Su	M	Tu	W	Th	F	Sa
						1
2	3	4	5	6	7	8
9	10	11	12	13	14	15
16	17	18	19	20	21	22
23	24	25	26	27	28	29
30	31					

4 Independence Day  
Observed

August 23						
Su	M	Tu	W	Th	F	Sa
		1	2	3	4	5
6	7	8	9	10	11	12
13	14	15	16	17	18	19
20	21	22	23	24	25	26
27	28	29	30	31		

7 First day of school

September 23						
Su	M	Tu	W	Th	F	Sa
					1	2
3	4	5	6	7	8	9
10	11	12	13	14	15	16
17	18	19	20	21	22	23
24	25	26	27	28	29	30

4 No School - Labor Day  
11 No School - Non-Student  
Day/Professional Learning  
25-29 Parent Conferences

October 23						
Su	M	Tu	W	Th	F	Sa
1	2	3	4	5	6	7
8	9	10	11	12	13	14
15	16	17	18	19	20	21
22	23	24	25	26	27	28
29	30	31				

9 No School - Student Recess  
27 End of 1st Trimester (57)

November 23						
Su	M	Tu	W	Th	F	Sa
			1	2	3	4
5	6	7	8	9	10	11
12	13	14	15	16	17	18
19	20	21	22	23	24	25
26	27	28	29	30		

5 Daylight Saving Ends  
10 No School - Veterans Day  
20-24 No School - Thanksgiving Break

December 23						
Su	M	Tu	W	Th	F	Sa
					1	2
3	4	5	6	7	8	9
10	11	12	13	14	15	16
17	18	19	20	21	22	23
24	25	26	27	28	29	30
31						

22-29 No School - Winter Break

January 24						
Su	M	Tu	W	Th	F	Sa
	1	2	3	4	5	6
7	8	9	10	11	12	13
14	15	16	17	18	19	20
21	22	23	24	25	26	27
28	29	30	31			

1-5 No School - Winter Break  
15 No School - Martin  
Luther King Jr. Day  
26 No School - Non-Student  
Day/Professional Learning

February 24						
Su	M	Tu	W	Th	F	Sa
				1	2	3
4	5	6	7	8	9	10
11	12	13	14	15	16	17
18	19	20	21	22	23	24
25	26	27	28	29		

15 End of 2nd Trimester (60)  
16 No School - Lincoln Day  
19 No School - Presidents' Day

March 24						
Su	M	Tu	W	Th	F	Sa
					1	2
3	4	5	6	7	8	9
10	11	12	13	14	15	16
17	18	19	20	21	22	23
24	25	26	27	28	29	30
31						

10 Daylight Saving Begins  
25-29 Spring Break

April 24						
Su	M	Tu	W	Th	F	Sa
	1	2	3	4	5	6
7	8	9	10	11	12	13
14	15	16	17	18	19	20
21	22	23	24	25	26	27
28	29	30				

3 TK/Kindergarten Online  
Enrollment Begins

May 24						
Su	M	Tu	W	Th	F	Sa
			1	2	3	4
5	6	7	8	9	10	11
12	13	14	15	16	17	18
19	20	21	22	23	24	25
26	27	28	29	30	31	

23 Last day of school (63)  
27 Memorial Day

June 24						
Su	M	Tu	W	Th	F	Sa
						1
2	3	4	5	6	7	8
9	10	11	12	13	14	15
16	17	18	19	20	21	22
23	24	25	26	27	28	29
30						

Minimum Day ALL SITES  
 Minimum Day Elementary

No School  
 No School - Non-Student  
Day/Staff Development

1st Trimester 57  
2nd Trimester 60  
3rd Trimester 63  
Total Days 180

Board Approved: December 15, 2022

# EIS Bell Schedule 2023-2024

REGULAR SCHEDULE	6th Grade		7th Grade		8th Grade	
	HR	8:00 - 8:10 a.m.	HR	8:00 - 8:10 a.m.	HR	8:00 - 8:10 a.m.
	1	8:10 - 9:00 a.m.	1	8:10 - 9:00 a.m.	1	8:10 - 9:00 a.m.
	2	9:00 - 9:50 a.m.	2	9:00 - 9:50 a.m.	2	9:00 - 9:50 a.m.
	3	9:50 - 10:40 a.m.	3	9:50 - 10:40 a.m.	3	9:50 - 10:40 a.m.
	L	10:40 - 11:10 a.m.	4	10:40 - 11:30 a.m.	4	10:40 - 11:30 a.m.
	4	11:10 - 12:00 p.m.	L	11:30 - 12:00 p.m.	5	11:30 - 12:20 p.m.
	5	12:00 - 12:50 p.m.	5	12:00 - 12:50 p.m.	L	12:20 - 12:50 p.m.
	6	12:50 - 1:40 p.m.	6	12:50 - 1:40 p.m.	6	12:50 - 1:40 p.m.
	7	1:40 - 2:30 p.m.	7	1:40 - 2:30 p.m.	7	1:40 - 2:30 p.m.
MINIMUM DAY	6th Grade		7th Grade		8th Grade	
	HR	8:00 - 8:10 a.m.	HR	8:00 - 8:10 a.m.	HR	8:00 - 8:10 a.m.
	1	8:10 - 8:50 a.m.	1	8:10 - 8:50 a.m.	1	8:10 - 8:50 a.m.
	2	8:50 - 9:30 a.m.	2	8:50 - 9:30 a.m.	2	8:50 - 9:30 a.m.
	3	9:30 - 10:10 a.m.	3	9:30 - 10:10 a.m.	3	9:30 - 10:10 a.m.
	L	10:10 - 10:40 a.m.	4	10:10 - 10:45 a.m.	4	10:10 - 10:45 a.m.
	4	10:40 - 11:15 p.m.	L	10:45 - 11:15 p.m.	5	10:45 - 11:20 p.m.
	5	11:15 - 11:50 p.m.	5	11:15 - 11:50 p.m.	L	11:20 - 11:50 p.m.
	6	11:50 - 12:25 p.m.	6	11:50 - 12:25 p.m.	6	11:50 - 12:25 p.m.
	7	12:25 - 1:00 p.m.	7	12:25 - 1:00 p.m.	7	12:25 - 1:00 p.m.