

Uta Hagen's Nine Questions

1. Who am I?

Who is your character? Identify all the details: name/age, physical traits, relatives, education, personal opinions, likes, dislikes, hobbies, fears, ethics, and beliefs.

2. What time is it?

The year, the season, the day, the minute. What is the significance of time?

3. Where am I?

Identify the country, the city/town, the neighborhood, the building, the room, the specific area of the room.

4. What surrounds me?

What is happening in the environment around you? Weather, landscape, people, animate/inanimate objects.

5. What are the given circumstances?

Identify events in the past, present, future. What has happened, what is happening, what is going to happen?

6. What are my relationships?

This is more than your relationship to other people. Think about your relationship to objects, characters, and events.

7. What do I want?

What do you want immediately? What does the character want overall?

8. What is in my way?

What are the obstacles to getting what you want?

9. What do I do to get what I want?

What actions do you take (both physically and verbally)? What tactics?

Uta Hagen's Nine Questions Worksheet

Questions	Details	Answers
Who am I ?	<p><i>Who is your character?</i></p> <p>Identify all the details including:</p> <ul style="list-style-type: none"> • name/age • physical traits • relatives, enemies • education • personal opinions • likes/dislikes • hobbies • fears • ethics • beliefs 	
What time is it?	<ul style="list-style-type: none"> • Year • Season • Day • Minute <p><i>What is the significance of time?</i></p>	

Where am I?	<ul style="list-style-type: none"> • Country • City/town • Neighborhood • Building • Room • Area of room 	
What surrounds me?	<p><i>What is happening in the environment around you?</i></p> <ul style="list-style-type: none"> • weather • landscape • people • animate/inanimate objects 	
What are the given circumstances?	<p>Events in the past, present, and future.</p> <p><i>What has happened, what is happening, what is going to happen?</i></p>	

What are my relationships?	<ul style="list-style-type: none"> • Objects • Characters • Events 	
What do I want?	<i>What do you want immediately?</i> <i>What does the character want overall?</i>	
What's in my way?	<i>What are the obstacles to getting what you want?</i>	
What do I do to get what I want?	<i>What actions do you take?</i> <ul style="list-style-type: none"> • physically • verbally 	

Nine Questions Reflection

Reflect on using these nine questions as part of your character development.

Which is the most important question? Which question was the easiest to answer?

Which was the hardest? Why? How can answering these questions impact your acting?

Scriptwriting

Worksheet: Writing a Funny Skit

Instructions: Use your creativity to write a funny skit based on this image! Your skit should be 20 lines long and include at least 5 stage directions. Remember to use dialogue and create interesting characters. Have fun!

Prompt:



Character Names and descriptions

1.(Friend 1)

2.(Friend 2)

Stage Directions:

- 1.
- 2.
- 3.
- 4.
- 5.

Your Skit:

COMPARE & CONTRAST

Macy's Day Parade

Newer Musical

Older Musical

Similarities

Name:

Day:

Step 1:

- Complete the lighting design packet and ensure all questions are answered, afterwards please visit: <https://scenicandlighting.com/lightlab/>
- If you have problems getting to the site make sure that sonic firewall is logged in, or check the link out on canvas

Step 2: Explore the website and get an idea of what kind of lighting you would like to design. You must use ideas and phrases from the website.

- Answer the following questions below. This is a grade so please make sure that all questions are answered fully and that designs are submitted as well.

Step 3: Design your show! Shows must have at least 3 different scenes and you must use AT LEAST ten different lights per scene. You may mess around with the lighting areas as well as the colors. Write down what your base lighting will be and then make a list of lighting changes throughout the show. It should look like this, but with at least 10 CHANGES

Scene 1: Contemporary Ballet

*Base Light:

- Cyclome: White
- Side light: Low red-Moving White
- Toplight: Off
- High Side SL Globos: Full on
- High Side SR Globos: Full on
- Footlight: Mostly on

Change 1:

- Specials UR, UC, and UL: turn on

Change 2:

- Footlight off
- Specials UR and UL: Turn off

Change 3:

- Black out

Change 4:

- Base Light back on
- Cyclorama: Turquoise with white blend
- Side light: Blue moving to purple
- Toplight: Half on moving to red

1. What kind of show are you designing? Ex. Rock Concert, Christmas Show, Ballet etc.
2. What mood are you trying to convey to the audience?
3. What story are you trying to tell within your three scenes?
4. Look up general lighting costs. If you had to estimate, how much would this show cost to produce?
5. What safety concerns would you have with this lighting?

Use this space to list your base light and changes for three scenes. Please select colors from the website and make sure you are using the correct light terms.

Creating a Character

Full Name:

Describe their eyes

What shape and size is their nose?

What shape is their face? What is their most striking facial feature?

How old are they?

What colour and length/style is their hair?

How tall are they and what is their build?

What is their relationship status?

What is their style? What clothes do they like wearing? Do they wear jewellery?

Do they have a job?

Background:

Parent's names:

Where did they grow-up?

Do they have any issues?

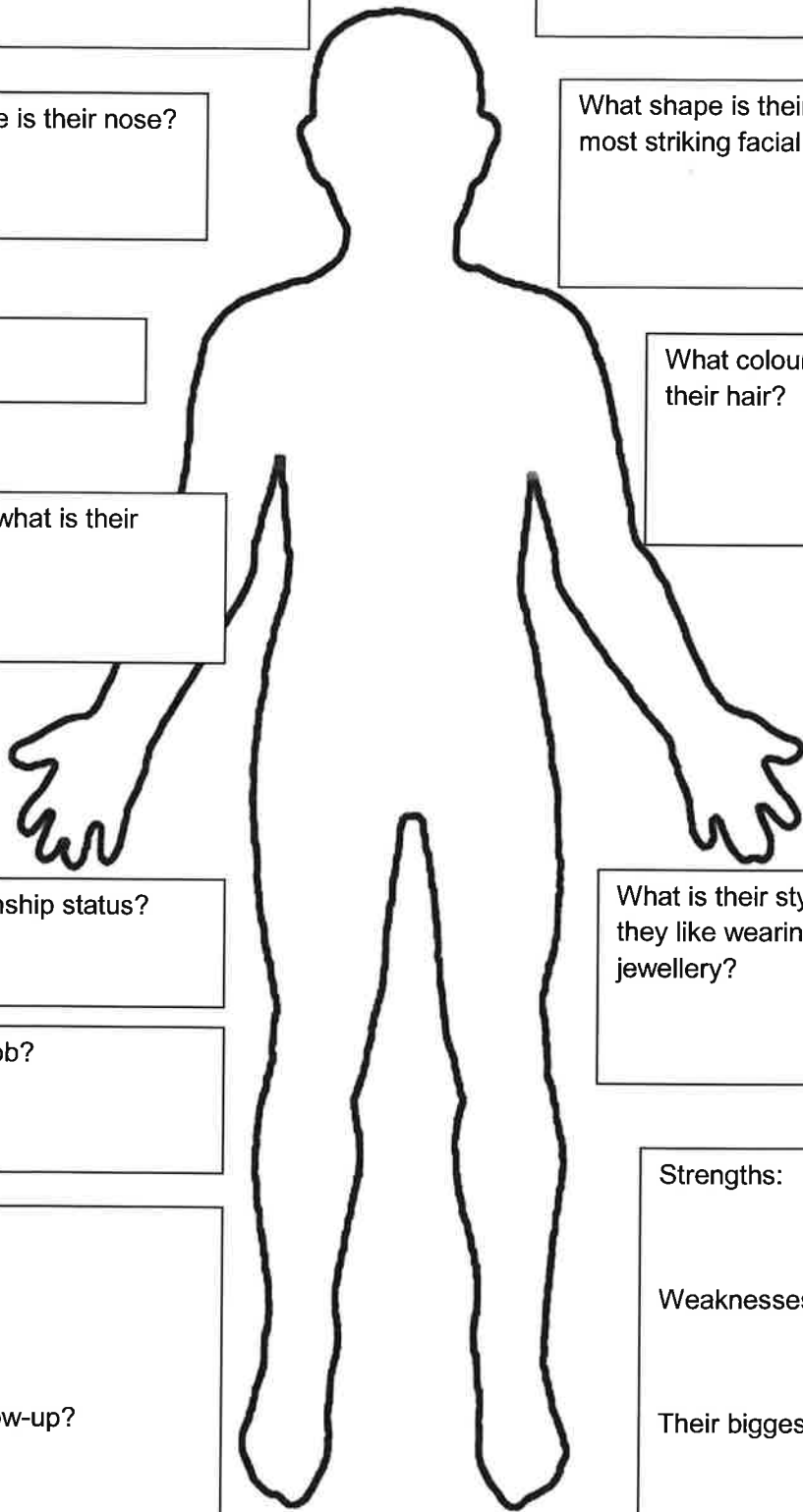
Hobbies/interests:

Strengths:

Weaknesses:

Their biggest fear:

Their ultimate dream:



Scriptwriting

Worksheet: Writing a Funny Skit

Instructions: Use your creativity to write a funny skit based on this image! Your skit should be 20 lines long and include at least 5 stage directions. Remember to use dialogue and create interesting characters. Have fun!

Prompt:



Character Names and descriptions

1.(Friend 1)

2.(Friend 2)

Stage Directions:

- 1.
- 2.
- 3.
- 4.
- 5.

Your Skit:

FAIRYTALE WITH A TWIST: DESIGN PROJECT

It is important to be able to add creativity when creating theatre. This project will allow you to take a classic fairytale and put a new design twist on it!

1. Choose one of the following 'fairytales' to design for the stage (circle one):

The Three Little Pigs

Little Red Riding Hood

Cinderella

The Little Mermaid

Beauty & the Beast

Tarzan

2. Decide on a twist to give the story that will make it different from the original. The story and characters must stay the same--the only difference will be the DESIGN. (circle one):

Different Time Period
(Ex: 1980s, 1500s, 1920s)

Different Location
(Ex: New Orleans, The Moon)

3. Elaborate on your choice. Tell me exactly what time period or location you will set the show:

4. Choose a color palette (up to 6 colors that you want to use in the design of the show). Shade the boxes below with those colors:

--	--	--	--	--	--

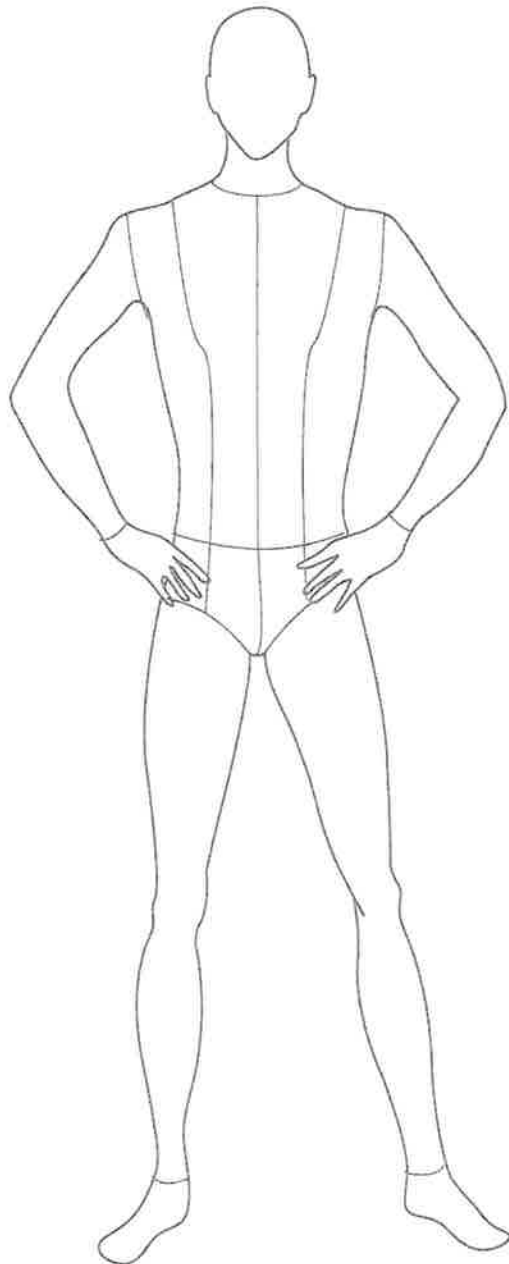
5. Brainstorm ideas in the space below:

FAIRYTALE WITH A TWIST: COSTUME #1

Which character is this costume for? _____

What materials would be used? _____

How does this fit your twist? _____

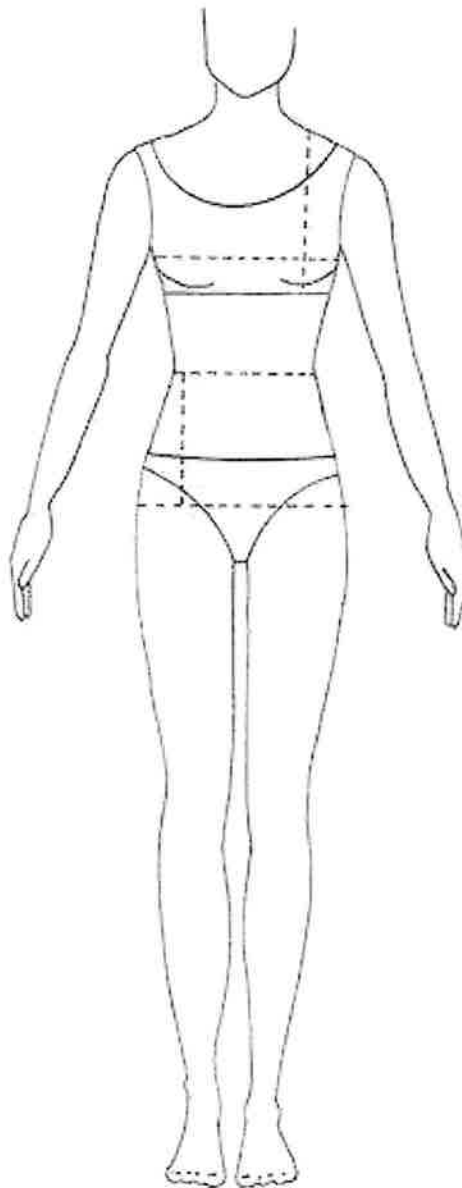


FAIRYTALE WITH A TWIST: COSTUME #2

Which character is this costume for? _____

What materials would be used? _____

How does this fit your twist? _____



FAIRYTALE WITH A TWIST: SCENIC DESIGN

Which scene are you designing?_____

Are you using a backdrop or projections?_____

How are you designing with your twist in mind?_____

List all props needed for this scene, and how they could be designed differently to fit your twist_____

Sketch your set design below. You can use the back of this page if you would like a bigger space. Please color.

FAIRYTALE WITH A TWIST: MARKETING

On the back of this page, create a poster advertising your show clearly indicates it is unlike the original. The font, colors, and elements used on the poster must clearly indicate the twist and the original story. It must include:

- The Title of the Show
- Dates of the Show (make it up)
- Location of the Theatre (make it up)
- Price of Admission (make it up)
- A Creative Catch Phrase that Pulls in the Audience

FAIRYTALE WITH A TWIST: SELF EVALUATION & RUBRIC

The entirety of this project is a TEST grade. Please go over the rubric below and ensure that you have completed all elements to achieve the maximum grade for your work and answer the self evaluation questions below:

1. What was your favorite part of this project?_____

2. What was your least favorite part of this project?_____

3. If you could do this project over, what would you do differently?

4. Based on your design experience, is this something you would be interested in doing as an extracurricular or even career?_____

EXPECTATION	PTS. POSSIBLE	PTS. EARNED
Brainstorm Completed	10	
Costume #1 Completed	10	
Costume #2 Completed	10	
Scenic Design Completed	10	
Marketing Poster Completed	10	
Self Evaluation Completed	10	
Twist Evident Throughout	20	
Color Palette Evident Throughout	20	
FINAL GRADE	100	

