




MARCH NEWSLETTER



Congratulate  
class of  
**2024**  
MT. HEALTHY JR./SR. HIGH SCHOOL

# MT. HEALTHY CITY SCHOOL DISTRICT



# #WORTHY

MT. HEALTHY CITY SCHOOLS

25RD ANNUAL  
QUEEN CITY CLASSIC CHESS TOURNAMENT  
MARCH 22-23, 2024  
AT PAYCOR STADIUM!

Register to Play

Player List

Spon

City

23 RONG!



# YOUNG CHESS ENTHUSIASTS SHINE AT QUEEN CITY CHESS CLUB TOURNAMENT



# THEIR LOVE FOR THE GAME HAS TRULY SHONE THROUGH, AND WE COULDN'T BE PROUDER.



The Mt. Healthy School District is delighted to share the achievements of its students at the Proscan Fund Queen City Chess Club Tournament hosted at Paycor Stadium. This event not only showcased the talent of our young chess players from Mt. Healthy North and South Elementary schools but also demonstrated the spirit of sportsmanship and camaraderie among participants.


Students ranging from Grades 1 to 6 participated in the tournament representing Mt. Healthy with pride. The event was a culmination of hard work from students, staff, and families, who devoted extra time and effort to weekly early morning practice sessions and a full day of competition at the Bengal's stadium.

We are thrilled to see our students excel in such a challenging and prestigious tournament. Their love for the game has truly shone through, and we couldn't be prouder. Among the standout performers were Elijah, who secured an impressive 12th place overall among 6th graders, and Rahiem and Walter, who earned trophies for their 9th and 10th place finishes among 1st graders, respectively. Many other students from Mt. Healthy also demonstrated skill, with several placing within the top 20. This achievement is particularly noteworthy as many of these students were competing for the first time.

Thank you to teachers/advisors Jane Haffner and Lauren Forsee for their guidance and support. Their dedication to our students and the chess club has been instrumental in fostering a nurturing environment for learning and growth. The success of Mt. Healthy North Elementary's chess club was especially noteworthy, marking the first year the school participated in any chess competition, let alone the prestigious Queen City Classic regional tournament with a 24-year history.

The tournament involved participants and schools from as far away as Detroit, Louisville, and Cleveland. Every student from Mt. Healthy North or South Elementary won at least one game, showcasing the depth of talent and preparation among our students. Photos captured during the event, provided by teachers and parents, highlight moments of joy, teamwork, and determination among the students.

We would also like to extend our sincere thanks to all the parents, teachers, and staff who supported our students throughout this journey. Their collaborative efforts were essential in making this tournament a success.






# Senior Yard Sign Class of 2024

**PRICE PER SIGN: \$10**

**SALE DATE: 3/21-4/19**


**SIGN PICK UP: 5/6/2024**

**PRESALE ONLY**



**PURCHASE BELOW**

**\*\*Student Name in the  
Notes Section\*\***



# **IMPORTANT ANNOUNCEMENT: SCHOOL CLOSURE FOR SOLAR ECLIPSE ON 4/8**

**WE WANTED TO INFORM YOU THAT MT. HEALTHY WILL BE CLOSED ON MONDAY, APRIL 8TH, AS A CALAMITY DAY DUE TO THE UPCOMING SOLAR ECLIPSE.**

**IN ANTICIPATION OF THE SOLAR ECLIPSE ON 4/8, WE WILL BE PROVIDING ECLIPSE GLASSES FOR ALL STUDENTS AND STAFF MEMBERS. IT'S IMPORTANT TO HANDLE THESE GLASSES WITH CARE, ESPECIALLY THE LENS PART. IF THE LENSES BECOME SCRATCHED OR BROKEN, THEY CANNOT BE USED, SO WE ENCOURAGE EVERYONE TO BE CAUTIOUS WHILE USING THEM.**

**TO LEARN MORE ABOUT THE SOLAR ECLIPSE AND ITS SIGNIFICANCE, YOU CAN VISIT THE CINCINNATI OBSERVATORY'S WEBSITE: [HTTPS://WWW.CINCINNATIOBSERVATORY.ORG/HOME/](https://www.cincinnatiobservatory.org/home/)**

**ADDITIONALLY, THE AIR FORCE MUSEUM IS HOSTING A FREE FAMILY EVENT RELATED TO THE ECLIPSE. YOU CAN FIND MORE DETAILS ABOUT THIS EVENT HERE:**

**[HTTPS://WWW.NATIONALMUSEUM.AF.MIL/](https://www.nationalmuseum.af.mil/)**



# SPRING ARTS, EDUCATION, & WELLNESS FAIR



## UNITING CREATIVITY AND WELLNESS: HIGHLIGHTS FROM MT. HEALTHY'S SPRING FAIR

The Mt. Healthy School District is excited to announce the success of our annual Spring Arts, Education, and Wellness Fair, held at the Jr/Sr High School this past Saturday, March 23rd. The event, which was open to the entire community, brought together families, educators, local businesses, and organizations for an afternoon of creativity, entertainment, and wellness initiatives.

We are delighted by the overwhelming turnout and positive energy at this year's Spring Fair at Mt. Healthy Junior/Senior High School. It was a fantastic opportunity for our students to showcase their talents, connect with the community, and promote wellness in a fun and engaging way.

The fair featured a wide range of activities and attractions, including performances by our Symphonic Bands, the Jazz Band, and Drumline. Attendees were also treated to performances from the Elementary, Junior High, and High School Choirs!

In addition to the performances, the event also showcased the artistic abilities of our students through a student art exhibit. Visitors had the chance to admire and appreciate the creativity and dedication displayed in each artwork ranging from quilts and sculptures to drawings and paintings.

One of the highlights of the fair was the presence of various vendors and community partners, each offering valuable resources and information. Attendees had the opportunity to engage with organizations such as Tikkun Farms, NovaCare, Cancer Justice Network, Talbert House, the Mt. Healthy Spiritwear shop, 1N5, the Mt. Healthy Alliance, the Mt. Healthy Food Pantry, Fatherhood Revisited, as well as our school district library and the Cincinnati Public Library.

We extend our thanks to all the vendors, sponsors, performers, volunteers, and attendees who contributed to making this event a success, your presence and enthusiasm are instrumental in supporting our community within Mt. Healthy.

# MUSICAL PERFORMANCES





















# ART DISPLAY






Name: \_\_\_\_\_  
Title/Media: \_\_\_\_\_  
Grade: \_\_\_\_\_





Name: Leah Snow  
Title/Media: Woodworking  
Grade: 12th




Name: Jamya Robinson  
Title/Media: Clay Cupcake  
Grade: 9th/10th




Name: Reese Jones  
Title/Media: Clay Mask  
Grade: \_\_\_\_\_










# SERVICES & VENDORS









# MT. HEALTHY FAMILY STEM NIGHT

Join us to learn & play  
while enjoying STEM activities together!

**APRIL 25**  
**5:30PM-7:30PM**

Location: Jr/Sr High Cafeteria

**FREE TO ALL K-12 FAMILIES!**

Pizza & Snacks Provided

Sponsored by Hamilton County ESC  
and the 21st Century Grant



# RIDE 360 BECOMES MY RIDE K-12

This spring, the Ride 360 app that Mt. Healthy CSD uses to provide our families with student transportation information will be retired, and an updated app will now be available to all users. This new app, My Ride K-12, can be downloaded now in the Apple and Android app stores. You will need to download the new app to access updated transportation information for your student(s). Usernames and passwords from Ride 360 will carry over into My Ride K-12.

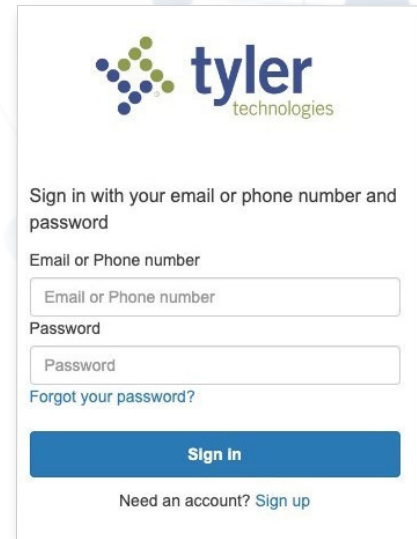
Additionally, you can use your existing log-in information to access a web version of My Ride K-12 at [myridek12.tylerapp.com](https://myridek12.tylerapp.com).

To learn more about My Ride K-12 and the other technology we use to help us safely and efficiently transport our students, please see the attached flyers.



## How to access the My Ride K-12 website

1. Using the Chrome browser, go to **myridek12.tylerapp.com**.
2. If you do not already have a registered email, click **Sign up**.
3. To register, enter your email address, a password, and name.
4. After registering, you will receive a confirmation email. Click on the link in your email to confirm your registration through the My Ride K-12 website.
5. When prompted, search for the name of the school district your child attends. If you need assistance, please contact your school district.
6. Enter the unique information required by your district to find your student.  
Repeat this step to add additional students. If you need assistance, please contact your school district.
7. Once you have linked to a student, click on that student's profile to see all relevant transportation information.



**tyler**  
technologies

Sign in with your email or phone number and password

Email or Phone number

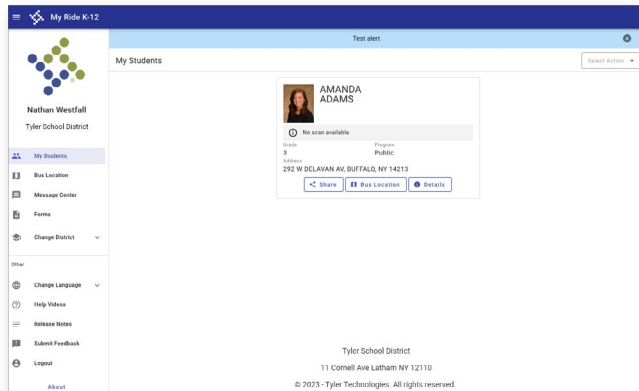
Password

[Forgot your password?](#)

**Sign In**

Need an account? [Sign up](#)

Login Screen



My Ride K-12

My Students

Nathan Westfall  
Tyler School District

AMANDA ADAMS

No scan available

Grade: 3 Program: Public

Address: 250 W DELAWARE AV, BUFFALO, NY 14213

[Share](#) [Bus Location](#) [Details](#)

Tyler School District  
11 Cornell Ave Latham NY 12110  
© 2023 - Tyler Technologies. All rights reserved.

My Ride K-12 Dashboard



Add Student

1 Student ID 2 Found 3 Summary

Student ID

[Cancel](#) [Next](#)

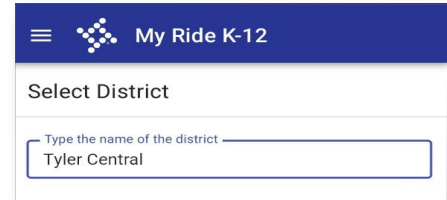
Find Your Student

8. To share a student link with another person, select a student and click the Share button.
9. Enter the email of the person you would like to share with. That person will receive a confirmation email that will automatically link them to the shared student(s). Recipients must register with My Ride K-12, if they have not already done so, to access the student's information.

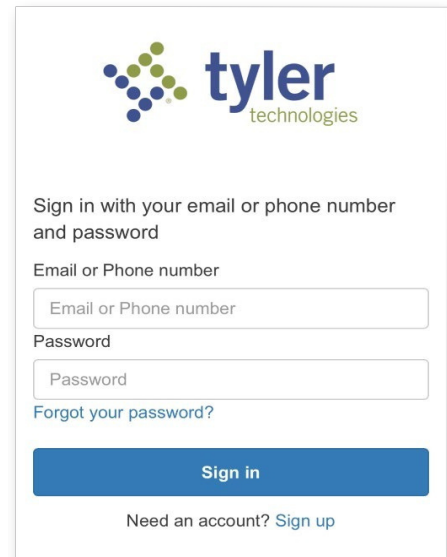
...continued on back

## How to access the My Ride K-12 mobile application

1. Download My Ride K-12 from the Google Play Store or the Apple App Store.
2. After the app installation is complete, open My Ride K-12.
3. When prompted to find your school district, search for the name of the school district your child attends. If you need assistance, please contact your school district.
4. Once you have selected your district, you will proceed to the login page. If you do not already have a registered email, click Register.
5. To register, enter your email address, a password, and name.
6. After registering, you will receive a confirmation email. Tap on the link in your email to confirm your registration through the My Ride K-12 website.
7. Log in, then find a student by going to My Students and choosing the + button. This will present the Add Student screen.
8. Enter the unique information required by your district to find your student. Repeat this step to add additional students. If you need assistance, please contact your school district.
9. Once you have linked to a student, click on that student's profile to see all relevant transportation information.
10. Press the Share button to share a student link with someone else.
11. Enter the email of the person you would like to share with. That person will receive a confirmation email that will automatically link them to the shared student(s). Recipients must register with My Ride K-12, if they have not already done so, to access the student information.
12. Regularly check for updates to ensure that your device is running the latest version of the app.
13. Remain logged in to the app to receive district notifications, even when the app is not actively running.



[Find Your District](#)



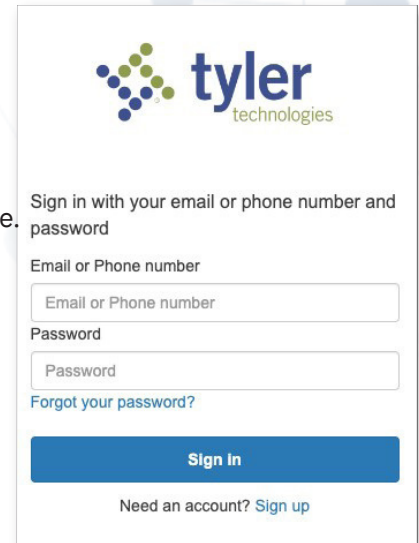
[App Login Screen](#)

For more information or any ongoing support such as username and password information, bus stop location questions, or other needs please **contact your district's transportation department.**

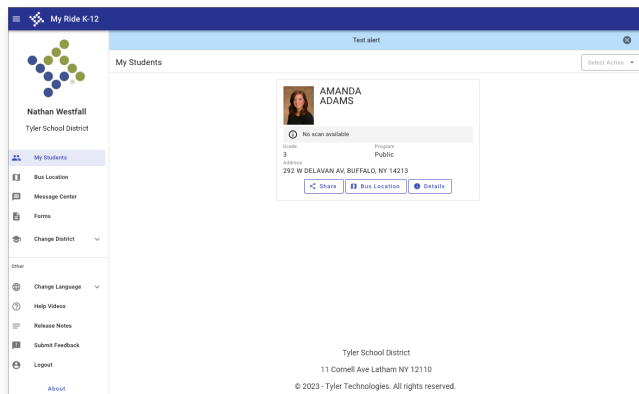


## Cómo acceder al sitio web My Ride K-12

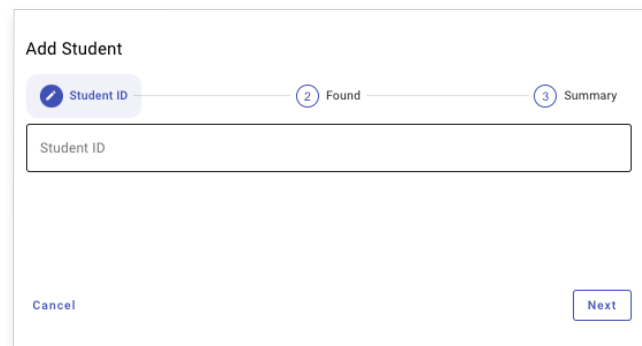
1. Con el navegador Chrome, diríjase a **myridek12.tylerapp.com**.
2. Si aún no ha registrado un correo electrónico en el sitio, haga clic en **Sign up** (Inscribirse)
3. Para registrarlo, ingrese su dirección de correo electrónico, contraseña y nombre.
4. Después de registrarse, recibirá una confirmación por correo electrónico. Haga clic en el enlace de su correo electrónico para confirmar su registro en el sitio web My Ride K-12.
5. Cuando se le indique, ingrese el nombre del distrito escolar de su estudiante. Si necesita ayuda, comuníquese con su distrito escolar.
6. Ingrese la información específica requerida por su distrito para encontrar su estudiante. Repita este paso para agregar otros estudiantes. Si necesita ayuda, comuníquese con su distrito escolar.



Pantalla de inicio de sesión



Pantalla principal



Buscar su estudiante

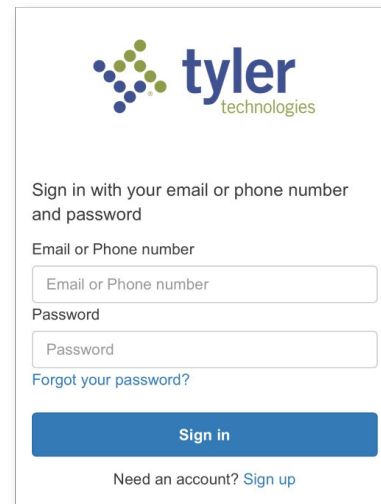
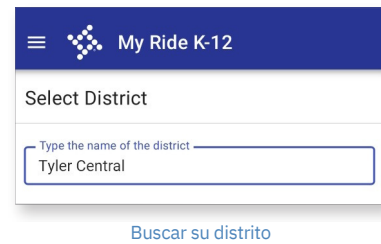
7. Una vez que se haya enlazado electrónicamente con un estudiante, haga clic en el perfil de ese estudiante para ver toda la información de transporte pertinente.
8. Para compartir un enlace de estudiante con otra persona, seleccione un estudiante y haga clic en el botón Share (Compartir).
9. Luego ingrese el correo electrónico de la persona con quien quiere compartirlos. Esa persona recibirá una confirmación por correo electrónico que la enlazará automáticamente a los estudiantes compartidos. Los receptores deben registrarse en My Ride K-12, si no lo han hecho todavía, para acceder a la información del estudiante.

...continúa al dorso

## Cómo acceder a la aplicación móvil My Ride K-12

1. Descargue My Ride K-12 desde la tienda Google Play Store o Apple App Store
2. Una vez que se termine de instalar la aplicación, abra My Ride K-12.
3. Cuando se le indique buscar su distrito escolar, busque el nombre del distrito escolar donde asiste su niño. Si necesita ayuda, comuníquese con su distrito escolar.
4. Cuando haya seleccionado su distrito, procederá a la página de inicio de sesión. Si aún no ha registrado un correo electrónico en el sitio, haga clic en Register (Registrar).
5. Para registrarlo, ingrese su dirección de correo electrónico, contraseña y nombre.
6. Después de registrarse, recibirá una confirmación por correo electrónico. Haga clic en el enlace de su correo electrónico para confirmar su registro en el sitio web My Ride K-12.
7. Inicie sesión y luego busque un estudiante dirigiéndose a My Students (Mis estudiantes) y seleccionando el botón +. A continuación, aparecerá la pantalla Add Student (Agregar estudiante).
8. Ingrese la información específica requerida por su distrito para encontrar su estudiante. Repita este paso para agregar otros estudiantes. Si necesita ayuda, comuníquese con su distrito escolar.
9. Una vez que se haya enlazado electrónicamente con un estudiante, haga clic en el perfil de ese estudiante para ver toda la información de transporte pertinente.
10. Oprima el botón Share (Compartir) para compartir el enlace de un estudiante con otra persona.
11. Ingrese el correo electrónico de la persona con quien quiere compartirlo. Esa persona recibirá una confirmación por correo electrónico que la enlazará automáticamente a los estudiantes compartidos. Los receptores deben registrarse en My Ride K-12, si no lo han hecho todavía, para acceder a la información del estudiante.
12. Verifique las actualizaciones generadas por la aplicación periódicamente para asegurarse de que use la versión más reciente.
13. Manténgase conectado con la aplicación para recibir notificaciones del distrito, incluso cuando la aplicación no se esté usando activamente.

Para obtener más información o apoyo continuo, como información sobre nombre de usuario y contraseña, preguntas sobre la ubicación de las paradas o cómo buscar un estudiante, comuníquese con el departamento de transporte de su distrito.



Pantalla de inicio de sesión de la aplicación

# END OF YEAR SENIOR DATES

# 2024

**APRIL**  
**10/16**

**MANDATORY  
SENIOR MEETINGS**

**MAY**

**ALL CREDIT  
RECOVERY DUE**

**3**

**SENIOR AWARDS CEREMONY**  
**6: 30 8: 00 PM**

**MAY**

**15** **SENIOR PICNIC**

**MAY**

**GRADUATION REHEARSAL**  
**MANDATORY... BE AT SCHOOL BY 8 AM**

**16**

**GRADUATION**

**MAY**

**BE AT SCHOOL BY 4: 30 PM**



# EARLY ENROLLEE FOOTBALL STARS

---

We are happy to share an exciting update with all of you regarding Mt. Healthy's first-ever two early enrollee football players! JayJay Etheridge (#25) and Israel Bradford (#1).

Both Jayjay and Israel are not only excelling in their college classes but also maintaining impressive GPAs of above 3.0. What's more, they have the opportunity to play college football without the burden of financial constraints, thanks to their scholarships!

In addition to their achievements on the field and in the classroom, Coach Stevens announced that both Jayjay and Israel have opted into the upcoming NCAA football video game set to release this summer. Thanks to the Name, Image, and Likeness (NIL) regulations, they will also be compensated for their participation in the game.

This is another milestone in their journey and highlights the support and guidance they receive from our coaching staff, academic advisors, and families.





# JUNIOR HIGH CAREER DAY

On March 26th, the Mt. Healthy School District held its annual Junior High Career Day, providing an immersive and informative experience for 7th and 8th grade students. The event aimed to expose students to a wide range of career options and inspire them to explore their interests and passions.

The career day was divided into two sessions, with 7th graders participating in the morning and 8th graders in the afternoon. Students were placed into various rooms based on their interests and were able to rotate through different sessions throughout the day.

We were excited to see the enthusiasm and engagement of our junior high students during Career Day. It's essential for them to start thinking about their future careers early on, and this event provided a valuable opportunity for them to learn directly from professionals in various fields.

The success of the event would not have been possible without the dedicated efforts of the Mt. Healthy School District staff, including Ms. Marks, Mr. Schellenberg, Ms. Gerber, Mr. Espinosa, and Ms. Dadabo. Their hard work and commitment to student success were evident throughout the day. We extend our thanks to the presenters who took the time to share their expertise and experiences with our students.



**MT. HEALTHY  
CITY SCHOOLS**

## **OVER 17 DIFFERENT CAREERS REPRESENTED**

Many of the presenters went above and beyond, offering hands-on activities and demonstrations that truly brought their careers to life. The presenter rooms featured a diverse array of careers, including nail and skin care, UC student success, photography, barbering, chef, fashion design, engineering, real estate, IT/computer science, firefighting, and more. Students had the opportunity to interact directly with professionals and gain valuable insights into different industries.



### **A VARIETY OF PRESENTERS**




**We were excited to host representatives from a wide range of professions from marketing and community engagement for the Cincinnati Cyclones to game design and animation, there was something for every student to explore and learn from.**




**The full list of presenter rooms included:**

- **Marketing & Community Engagement for Cincinnati Cyclones**
- **Producer/Casting/Host/Actor**
- **Corporate Real Estate for Kroger**
- **Rental Properties Ownership**
- **Former NFL Player**
- **Game Design & Animation**
- **Fashion Design**
- **Healthcare Program Specialist**
- **Civil Engineering**
- **Nail & Skincare**
- **Entrepreneurship**
- **Cosmetology**
- **Barbers**
- **Chef**
- **Photography**
- **Firefighting**
- **UC College Success Coach**



**#WORTHY**  
MT. HEALTHY CITY SCHOOLS









# JUNIOR HIGH SPRING DANCE



**Students and staff danced until the music stopped, creating memories for our students. Special recognition goes out to the following individuals who made the Spring Dance a success: Principal Kianna Marks, C. Wilson, B. Wilson, Nielsen, Moran, Reger, Bartlett, Geraghty, Lanning, Huntsberry, Honeywell, Vondohre, Forry, Simpson, Bartlett, Tighe, Byndon-Wilson, Renneker, A. Touassi, and Assistant Principal Diana Riemenschneider. We are immensely grateful for your contributions, support, and involvement in a wonderful event!**

**In addition to the outstanding efforts of our staff, we want to thank the students and parents for their enthusiasm and participation. Your positive energy brings strength to our school community and makes these events so much fun!**



*South Elementary*

# FINE ART SHOWCASE

On March 20, 2024, South Elementary School welcomed families and community members to a spectacular evening filled with creativity, talent, and delicious flavors at their Fine Art Showcase, Talent Show, and Taste of South event.


The event kicked off with a warm welcome at the front door, where South Elementary staff greeted families and distributed 5 tickets to each student. Attendees then indulged in a culinary adventure at the cook-off, sampling a wide array of dishes prepared by talented staff members. They cast their votes for their favorite dishes by placing tickets in corresponding brown paper bags at the food tables, adding a friendly competition to the evening.

Following the culinary delights, families enjoyed a relaxing snack break while admiring the impressive artworks showcased throughout the hallway. The Fine Art Showcase featured an array of paintings, drawings, and colorful creations crafted by South Elementary students. One of the highlights was the glow room, where artwork illuminated in special lighting captivated visitors' attention. Attendees were also invited to leave their mark by writing messages with glow-in-the-dark markers, adding an interactive touch to the exhibition.

The excitement continued with the highly anticipated Talent Show, where students showcased their talents in singing, dancing, tumbling, and musical performances. The audience, composed of families and fellow classmates, cheered for each performer, creating an atmosphere of support and celebration. The grand finale of the evening featured a special performance by Ms. Milbower.

The Mount Healthy City School District extends thanks to the South Elementary staff for their hard work and dedication in organizing this memorable event.





#**MO**RT**HY**

MT. HEALTHY CITY SCHOOLS

