

# Beebe School District Annual Report to the Public



September 26, 2024

# Report Overview



- On behalf of Beebe School District, we are excited to present you with the 2024 Annual Report to the Public. This provides an overview of the progress made during the past school year and highlights some of our student and staff achievements.
- The School Accreditation Standards and Act 35 of the State of Arkansas require that districts report their status of academic performance to the public annually.
- The purpose of this report is also to provide a glimpse of what an exciting, challenging, and successful year it was for our school district.



# Beebe School District Strategic Plan, Vision & Mission Statements



In March 2021, the Board of Education, district administrators, and a panel of students and teachers met to develop a [Strategic Plan](#) to guide the district in all decisions. Included in this plan are our vision and mission statements.

## Vision


Leading excellence by empowering all Badgers for success.

## Mission Statement

Beebe School District is committed to providing a safe and equitable community for personal and academic growth.



# 2023-24 School Year Highlights



Nurse Kendra Rainey received the Naxolone Life Saving award.



Mrs. Paige Tallie was named the Beebe School District Teacher of the Year!



Ms. Tammy Deaton received the AGATE Challenger Award. Beebe School District also received the Act 56 Award for outstanding educational programming for gifted and talented students.

# 2023-24 School Year Highlights



High School CTE students earn CPR and Stop the Bleed Certifications.



Junior High East students hosted a toy drive for Arkansas Children's Hospital.



"Purple Up" day honoring students of military families was a big hit!

# Athletic Accomplishments



**5A CENTRAL SOFTBALL CHAMPS**  
**5A STATE SOFTBALL RUNNER UPS**  
**26-5 OVERALL RECORD**



**5A STATE SOFTBALL**  
**COACH OF THE YEAR**  
**SARAH FLENOR**

# Athletic Accomplishments



**5A BOYS BOWLING STATE CHAMPS  
AND COACH BAXTER WAS NAMED THE  
5A STATE BOWLING COACH OF THE  
YEAR**




# Athletic Accomplishments



**BOYS SOCCER 4TH IN  
CONFERENCE  
5A STATE QUALIFIER**



**GIRLS BASKETBALL 4TH IN  
CONFERENCE  
5A STATE QUALIFIER**




**BASEBALL 4TH IN  
CONFERENCE  
5A STATE QUALIFIER**

# Athletic Accomplishments



**COACH SAM ABAZA WAS SELECTED TO COACH THE BOYS AND GIRLS 5A ALL STAR SOCCER GAME.**



# Athletic Accomplishments



**BASEBALL HEAD COACH CHANCE CLEVELAND  
WAS VOTED THE 5A CENTRAL BASEBALL  
COACH OF THE YEAR**

# Expenditures



- **Athletic-** The athletic expenditures in 2023-24 were \$1,732,648.77. This included: salaries, benefits, transportation, utilities and supplies.
- **Gifted and Talented** - The amount required to be spent on the Gifted and Talented program in 2023-24 was \$186,241.25. The Gifted and Talented expenditures for the school year were \$280,146.71.
- **Maintenance and Operations-** The amount required to be spent on Maintenance and Operations in 2023-24 was \$2,234,894.95. The District expenditures totaled \$3,529,407.46.

## Audit Report

The most recent audit, in Spring 2024, was for the 2022-23 school year. There were no significant findings. The audit was clean.

# Reporting



- The annual accreditation report, the Statement of Assurances report, the G/T report, the Recruitment and Retention plan, and the Equity Compliance report will be submitted to the Arkansas Division of Elementary and Secondary Education (DESE) for review by

## Accreditation Status

- Beebe Early Childhood- Accredited
- Beebe Elementary- Accredited
- Beebe Middle School- Accredited
- Beebe Junior High- Accredited
- Beebe High School- Accredited
- Beebe School District - Accredited

# School and District School Improvement Plans



- All schools have completed their School Improvement Plan. The district has completed the District School Improvement Plan. The priorities for the school plans and the district plan include improvement in the areas of achievement, graduation rates, and the district's ACT composite score.
- The individual [School Improvement Plans](#) and the District Improvement Plan have been approved by our School Board and posted to our district website under

# Title I



- Funds are used to support Title I programs in:
  - Beebe Early Childhood
  - Beebe Elementary
  - District/Pre-K
- Funds were set aside for student welfare (homeless students) as required by Title I guidelines.
- Districts that receive over \$500,000 in Title I allocations must designate 1% for parental involvement activities. 95% of the 1% was placed in the building budgets.
- These funds provide supplemental services to improve student achievement in Pre-kindergarten through Grade 4. Students who are in need of extra help to reach grade level academic standards are provided assistance by federally funded, highly qualified teachers, and highly qualified instructional assistants. Title I funds also provide additional professional development and professional materials for teachers, materials and supplies for students, technology hardware and software for students and teachers, tutoring, parental involvement activities and materials, and assistance to homeless students.

# Title I, Part C Migrant Education Programs



- Funds are used to:
  - Support high-quality and comprehensive educational programs for migratory children to help reduce the educational disruptions and other problems that result from repeated moves to find work in the agricultural and fishing industries.
  - To design programs to help migratory children overcome educational disruption, cultural and language barriers, social isolation, various health-related problems, and other factors that inhibit the ability of such children to do well in school, and to prepare such children to make a successful transition to postsecondary education or employment.

# Title II-A



- Funds may be used district-wide. Funds provide training to assist teachers and administrators in becoming highly qualified or to provide supplemental training opportunities to further enhance instructional practices.
- The Director of Curriculum & Instruction conducts professional development for K-12 staff with continuous data analysis of literacy and math assessments throughout the school year and during the summer.
- Title II-A funds are also used to recruit teachers for our district, especially in high-need areas where there are a limited number of applicants.

# Title IV



- These funds may be used in three areas:
  - Activities to support well-rounded educational opportunities
  - Activities to support safe and healthy students.
  - Activities to support effective use of technology.
- Title IV Funds for well-rounded educational opportunities are used for **Project Lead the Way**, which is STEM education at the Junior High and High School buildings where our students have won state and national awards in this program. Funds are also used for EAST, STEM projects, music and art programs, accelerated learning, history, environmental education, and career guidance.
- Title IV Funds support safe and healthy students are used to fund HallPass, Catapult and Go Guardian software programs.

# Student Enrollment Trends



- School funding is based on the three quarter average enrollment from the previous school year. The three quarter average enrollment for the 2023-24 school year was 3326. The current active enrollment in eSchool is 3279.

## Pupil:Teacher Ratio

- Beebe School District employed teachers in 2023-24 - 259
- The pupil: teacher ratio for 2023-24 was 14:1.

## Teacher Quality - 2023-24

- Percentage of teachers with bachelor's - 42%
- Percentage of teachers with master's - 51%
- Percentage of teachers with advanced degree - 7%

# Student Transfers 2023-24



School	Legal Transfers		School Choice		Totals	
	In	Out	In	Out	In	Out
Early Childhood	7	4	27	9	34	14
Elementary/Pre-K	6	4	11	7	17	11
Middle School	5	1	4	4	9	5
Junior High	5	6	9	5	14	11
High School	21	7	20	7	41	14
District	44	25	71	32	115	57

# Board Member Training Hours 2023



Board Member	2023 Hours	2023 “Carry-Forward” Hours <small>(Excess hours earned in 2020-2022)</small>	Total	Hours Required
Jason Smith	6	19	25	6
Bennie Brock, Jr.	23	12	35	9
Clay Goff	39	70	109	6
Martha Farmer	18	16	34	9
Chris McElmurry	30	37	67	9

2024 “Carry-Forward” Hours <small>(Excess hours earned in 2021-2023)</small>
16.5
26
103
25
58

- All board members fulfilled their training requirements for 2023. New board members are required to obtain nine hours, and veteran board members are required to obtain six hours annually. ADE rules allow carryover of excess board training hours for up to three calendar years.

# NWEA K-2 - Spring 2024



Reading	Fall RIT	Percentile	Winter RIT	Percentile	Fall to Winter	Spring RIT	Percentile	Winter to Spring	Fall to Spring
2023-2024	138.6	53-56	149.1	58-60	10.5	157.4	62-64	8.3	18.8
2023-2024	157	52-54	164.3	43-45	7.3	169.8	42-44	5.5	12.8
2023-2024	168	38-40	178.3	41-42	10.3	183.2	43-44	4.9	15.2

Math	Fall RIT	Percentile	Winter RIT	Percentile	Fall to Winter	Spring RIT	Percentile	Winter to Spring	Fall to Spring
2023-2024	143.3	60-62	154.9	62-64	11.6	164.7	71-73	9.8	21.4
2023-2024	162.7	55-57	171.4	2023-2024	8.7	177.8	51-53	6.4	15.1
2023-2024	174.7	46-48	183.3	46-48	8.6	189.6	48-50	6.3	14.9

# Student Achievement - ATLAS



The Department of Elementary and Secondary (DESE) will release the results of the ATLAS assessment on October 14th.

# ACT Results



Year	Number of Tests	Composite	Math	Science	STEM	English	Reading	Writing	ELA
2022-2023	466	19.9	19.1	20.1	19.8	19.8	20.3	7.3	23.3
2023-2024	501	19.3	18.8	19.6	19.4	18.7	19.6	6.2	17.4

- College Reportable - A test that student takes that can be submitted to colleges/universities.
- Composite of all tests given for the ACT during the 2023-2024 school year. This includes students taking multiple tests within the year.
- We will not have final ACT information until the ESSA school report cards are released.

# BHS Class of 2024 Scholarship Information



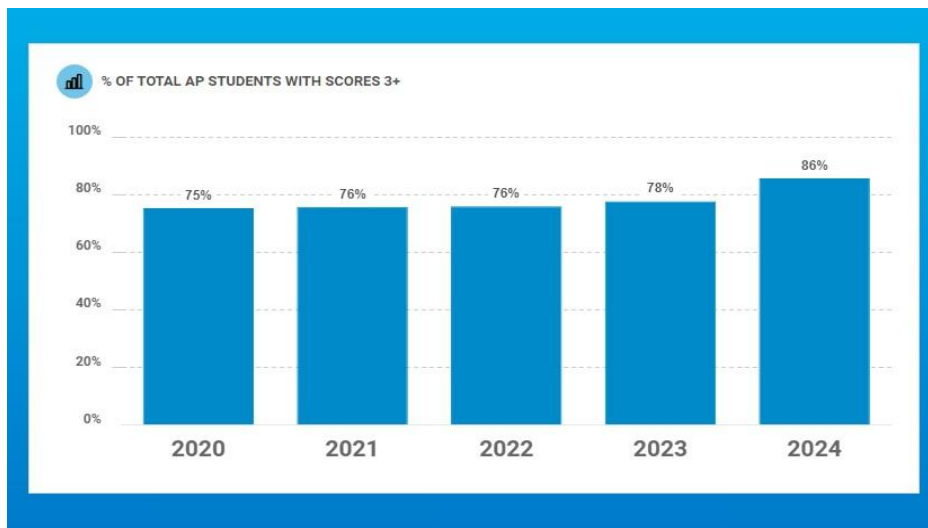
- The Class of 2024 had a total of 223 graduates.
- Those students are attending 24 universities and vocational schools, including 4 out of state.
- 10 students are pursuing apprenticeships, and 8 students went directly into the military.
- There were 61 students who received the Arkansas Academic Challenge.
- The Class of 2024 accepted a total of approximately \$5,359,888 over four years.
- We had 9 Governor's Distinguished Scholars who are receiving \$40,000 over 4 years for that scholarship.
- The class also had 6 people who signed to play college sports, and 1 student who earned a full tuition scholarship through the prestigious J100 military program.

# 2024 AP Scores



- **90 AP students took a total of 160 exams. Of those 90, 77 AP students scored a 3 or higher.**
- **The average score was a 3.5.**
- **The pass rate is 86% (up 7% from last year).**
- **Beebe student mean scores outperformed state average in 13 out of 16 courses.**
  - **8 of those courses had a 100% pass rate of scores 3 or higher.**

# 2024 Advanced Placement Results



	2020	2021	2022	2023	2024
Total AP Students	109	103	83	76	90
Number of Exams	177	171	140	129	160
AP Students with Scores 3+	82	78	63	59	77
% of Total AP Students with Scores 3+	75.23	75.73	75.90	77.63	85.56

# Free & Reduced Lunch Count 2023-24



School	Total Enrollment	# of Students Approved Free & Reduced	% of Students Approved Free & Reduced
Elementary w/ Pre-K	912	532	58.33%
Early Childhood	474	299	63.08%
Middle School	508	285	56.10%
Junior High	484	272	56.20%
High School	1055	489	46.35%
District	3433	1877	54.68%

# Alternative Education Program



- Beebe School District serves AE students through the following programs:
  - Early Childhood, Elementary, and Middle School AE Classrooms
  - OASIS Center for Grades 7-12 AE
  - DREAM Academy, a HUB location for Grades 9-12
- The OASIS Center and the AE classrooms provide a structured learning environment and a traditional curriculum for students who may have extensive discipline records and/or require mental health support.
- The DREAM Academy is a HUB location aimed toward serving students who, due to extenuating circumstances, cannot attend a normal school day. The program is designed to assist students in overcoming challenges by meeting their social, emotional, mental, and behavioral needs for academic success.

# Parental Involvement



- **District Family & Parent Engagement Plan -**
  - Distributed, along with individual plans, at fall P/T Conferences
  - Posted, along with individual plans, on the school webpage
- **Individual Parent & Family Engagement Plans-**
  - Details building plans/activities to promote parent involvement
  - Open House
  - Parent/Teacher Conferences
  - Family Math/Literacy Nights
- **District Family Center-**
  - Located in the Badger Family Center (ARCare Building)
  - Provides:
    - Educational Games/Resources – Grades PreK – 4
    - Parent Resources – Educational Books, DVDs; also limited parent resources available in designated areas in each school (library, counseling center)
    - Die-cuts
- **BADGER Volunteer Program-**
  - Building Volunteers
  - Badger Booster Club
  - Band Boosters

# Special Programs



- **Gifted and Talented**

- The ExCEL-Gifted and Talented programs seeks to provide identified students with the opportunity to interact with their intellectual peers as they experience a challenging and differentiated program designed to meet their cognitive and affective needs. This experience builds the ExCEL student's leadership, communication, critical thinking, academic, and creative skills. The ExCEL Gifted and Talented Program provides a unique learning experience and challenge to be internalized for application in the ExCEL Gifted and Talented students' evolving world.
- Currently, there are 169 students (3rd - 12th grades) in the Beebe School District who are GT identified, which makes up 6.4% of the school population.

# Special Programs



- **Special Education/Section 504** - The Beebe School District's Special Programs Department is committed to providing an educational program that is individualized to each specific student, designed to meet that student's unique needs, and provides access to the general curriculum. The program includes specialized instruction and related services that will prepare the student for further education, employment, and independent living. There were 666 students with special needs enrolled last year, 20% of the overall student population and 326 students who qualified for Section 504, 10% of the overall student population.
- **ESL/ELL**- There were 61 ESL students enrolled last year, 1.8% of the overall student population. Beebe received an additional \$366 for each ESL student totaling \$22,326.

# Bullying Report



School	Total Bullying Reports	Total Bullying Reports found "True"
Early Childhood	0	0
Elementary	5	4
Middle School	15	7
Junior High	34	21
High School	27	11
District	81	43

# Is It Bullying?



Ark. Code Ann. § 6-18-514 defines bullying as, “the intentional harassment, intimidation, humiliation, ridicule, defamation, or threat or incitement of violence by a student against another student or public school employee by written, verbal, electronic, or physical act that may address an attribute of the other student, public school employee, or person with whom the other student or public school employee is associated and that causes or creates actual or reasonably foreseeable: a) physical harm to a public school employee or student or damage to the public school employee’s or student’s property; b) substantial interference with a student’s education or with a public school employee’s role in education; c) a hostile educational environment for one (1) or more students or public school employees due to the severity, persistence, or pervasiveness of the act; or d) substantial disruption of the orderly operation of the school or educational environment.”