

## K-12 Enrollment Summary by Town

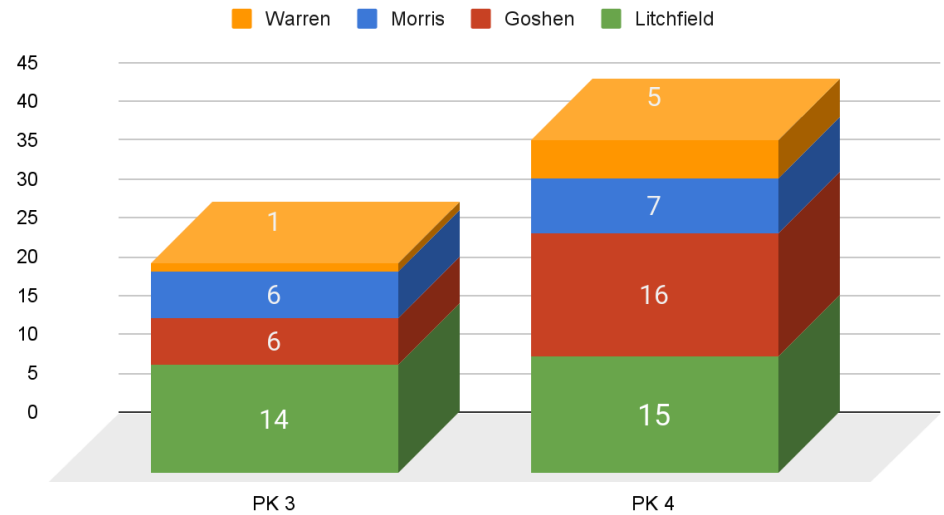
	Warren	Morris	Goshen	Litchfield	Non-Residents	Total K-12*	Total Residents
<b>Current Total</b>	119	212	271	746	211	1559	1348
<b>2023-2024</b>	118	203	281	771	216	<b>1589</b>	<b>1373</b>
<b>Net Difference</b>	1	9	(10)	(25)	-5	(30)	(25)

*\*including students in outplaced settings and R20 Transition Program*

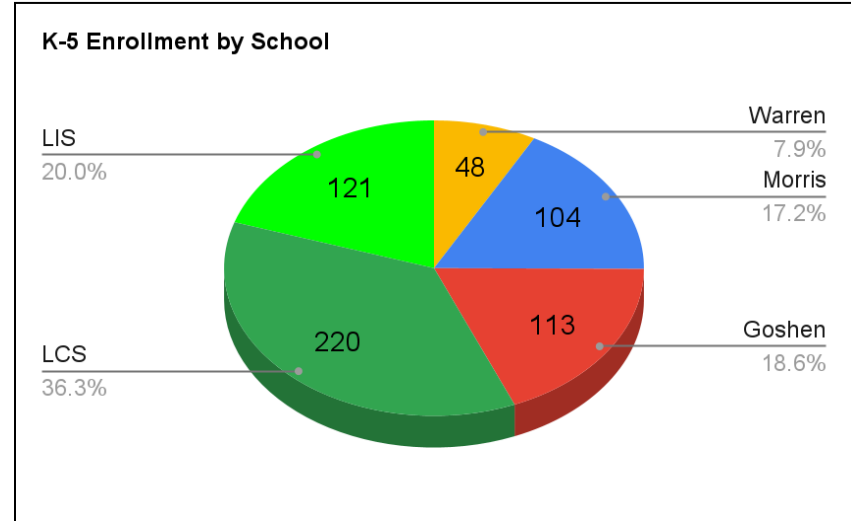
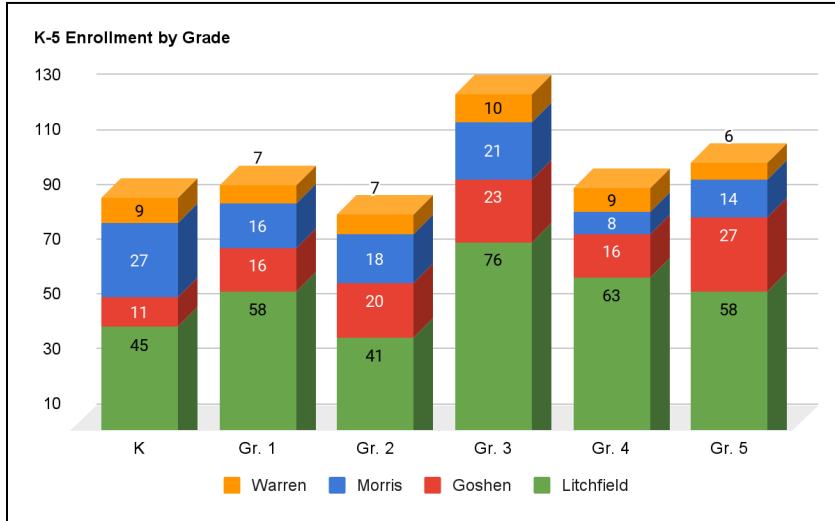
### Pre-School Enrollment

	PK 3	PK 4	Total Pre-K
<b>Warren</b>	1	5	6
<b>Morris</b>	6	7	13
<b>Goshen</b>	6	16	22
<b>Litchfield</b>	14	15	29
<b>Current Total</b>	27	43	70
<b>2023-2024</b>	36	46	82
<b>Net Difference</b>	(9)	(3)	(12)

### Preschool Enrollment

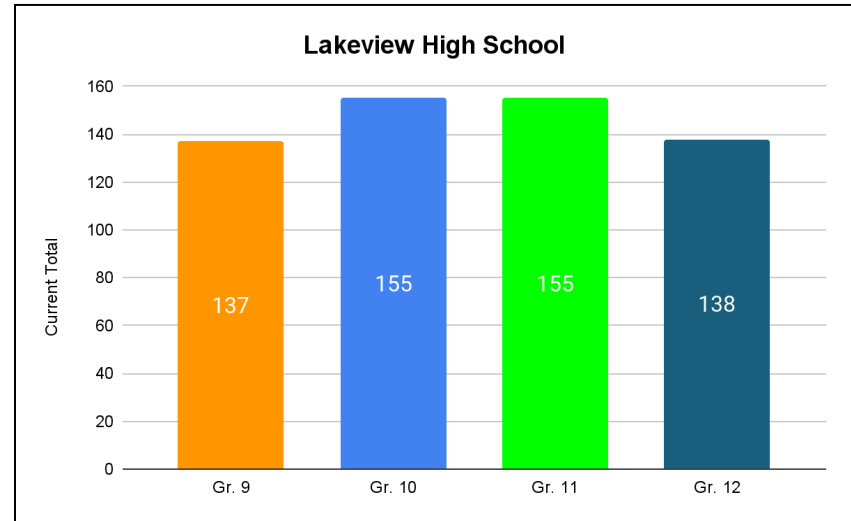
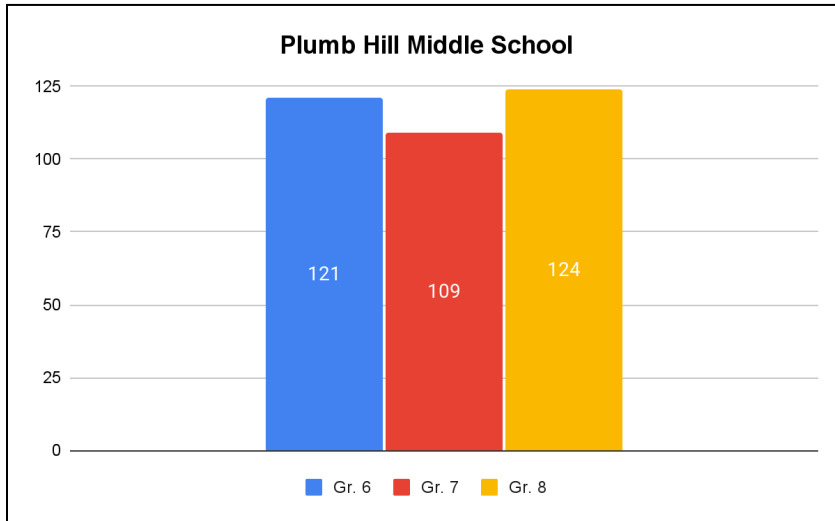


## Elementary School Enrollment September, 2024



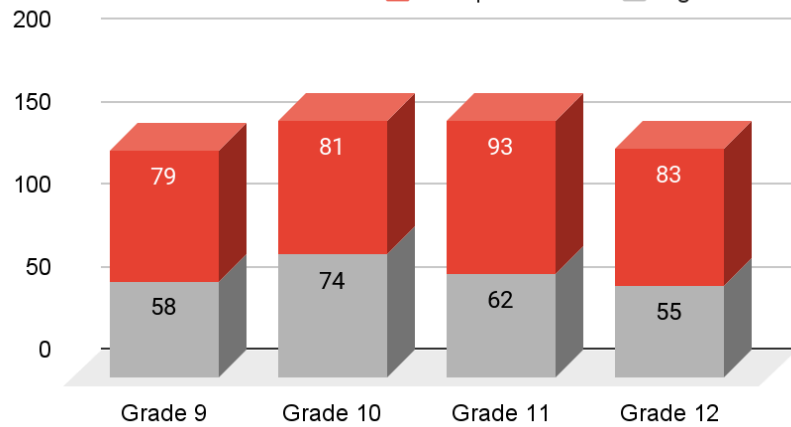
	K	Gr. 1	Gr. 2	Gr. 3	Gr. 4	Gr. 5	Total by School
<b>Warren</b>	9	7	7	10	9	6	<b>48</b>
<b>Morris</b>	27	16	18	21	8	14	<b>104</b>
<b>Goshen</b>	11	16	20	23	16	27	<b>113</b>
<b>Litchfield</b>	45	58	41	76	63	58	<b>341</b>
<b>Current Total</b>	<b>92</b>	<b>97</b>	<b>86</b>	<b>130</b>	<b>96</b>	<b>105</b>	<b>606</b>
<b>2023-2024</b>	81	117	111	89	107	117	<b>622</b>

## Middle and High School Enrollment September, 2024

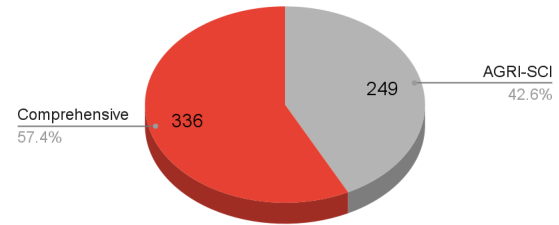


	Gr. 6	Gr. 7	Gr. 8	Total by school	Gr. 9	Gr. 10	Gr. 11	Gr. 12	Total by School
<b>Current Total</b>	121	109	124	354	137	155	155	138	585
<b>2023-2024</b>	106	124	124	354	159	150	141	151	601
<b>Net Difference</b>	15	(15)	0	0	(22)	5	14	(13)	(16)

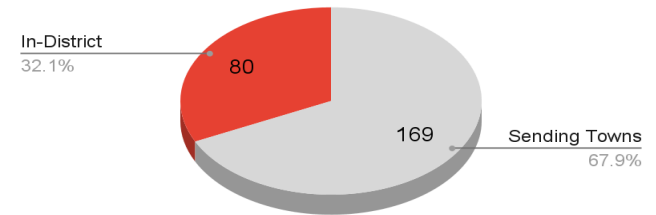
**AgriSci and Comprehensive**



**Enrollment of Agri-Sci and Comprehensive Program**



**Breakdown of In-District and Out of District Agri-Sci Enrollment**



	Gr. 9	Gr. 10	Gr. 11	Gr. 12	Agri Sci Program		Gr. 9	Gr. 10	Gr. 11	Gr. 12	Comprehensive Program
AgriSci	58	74	62	55	249	Comprehensive	79	81	93	83	336
2023-2024	73	60	59	61	253	2023-2024	86	90	82	90	348
Net Difference	(15)	14	3	(6)	(4)	Net Difference	(7)	(9)	11	(7)	(12)