

# Jonas Salk Middle School Gear

The fifth grade committee will be providing each child with Salk Middle School Gear.  
When choosing a size, please consider your child's clothing size for next year.

Student Name: \_\_\_\_\_ Student Teacher: \_\_\_\_\_

## Tee Shirt PLEASE CIRCLE ONE:

Youth Medium

Youth Large

Adult Small

Adult Medium

Adult Large

Adult XL

Adult 2XL

Adult 3XL

## Sweatshirt PLEASE CIRCLE ONE:

Youth Medium

Youth Large

Adult Small

Adult Medium

Adult Large

Adult XL

Adult 2XL

Adult 3XL

**JERZEES** NuBlend® Pullover Hooded Sweatshirt. 996M



- 8-ounce, 50/50 cotton/poly NuBlend® pill-resistant fleece
- High stitch density for a smooth printing canvas
- Two-ply hood with grommets and dyed-to-match tipped and knotted drawcord
- 1x1 rib knit in cuffs and waistband
- Front pouch pocket
- Double-needle coversamed neck, armholes and waistband
- Ash (formerly Birch)

Due to the nature of 50/50 cotton/poly neen fabrics, special care must be taken throughout the printing process.

**CARE INSTRUCTIONS**  
Machine wash cold with like colors. Use only non-chlorine bleach when needed. Tumble dry low. Do not iron or dry clean, if decorated.



front



back

**HOW TO MEASURE**




**CHEST WIDTH**  
Measure under the arm and around the fullest part of the chest with arms down, keeping tape horizontal.

**SIZE CHART**


	S	M	L	XL	2XL	3XL
Chest	34-36	36-40	42-44	46-48	50-52	54-56

**JERZEES** Youth NuBlend® Pullover Hooded Sweatshirt. 996Y




- 8-ounce, 50/50 cotton/poly NuBlend® pill-resistant fleece
- High stitch density for a smooth printing surface
- Two-ply hood
- No drawcord at hood
- 1x1 rib knit in cuffs and waistband
- Front pouch pocket
- Double-needle coversamed neck, armholes and waistband
- Ash (formerly Birch)
- No drawcord at hood

**CARE INSTRUCTIONS**  
Machine wash cold with like colors. Use only non-chlorine bleach when needed. Tumble dry low. Do not iron or dry clean, if decorated.

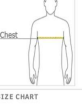


front



back

**HOW TO MEASURE**



**CHEST WIDTH**  
Measure under the arm and around the fullest part of the chest with arms down, keeping tape horizontal.

**SIZE CHART**

	S	M	L	XL
Size	6/8	10/12	14/16	18/20

