




OREGON AT-A-GLANCE SCHOOL PROFILE

Greenwood Elementary School

PRINCIPAL: Jennifer Melendez | GRADES: K-5 | 2300 N Spruce St, La Grande 97850 | 541-663-3580


School Environment

Students We Serve




DEMOGRAPHICS


American Indian/Alaska Native




Asian




Black/African American




Hispanic/Latino



Multiracial



Native Hawaiian/Pacific Islander

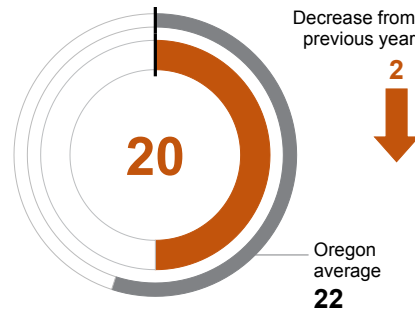


White



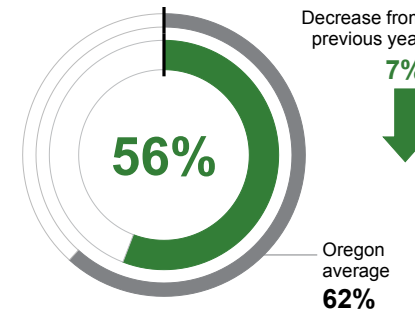
CLASS SIZE

Median class size.



REGULAR ATTENDERS

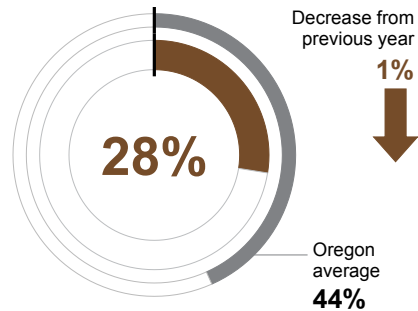
Students who attended more than 90% of their enrolled school days.



Academic Success

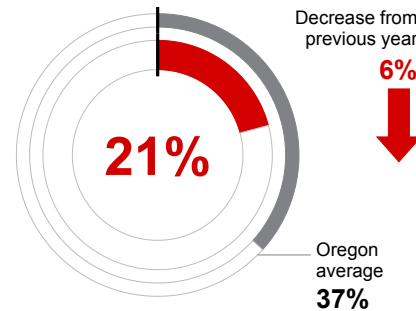
ENGLISH LANGUAGE ARTS

Students meeting state grade-level expectations.



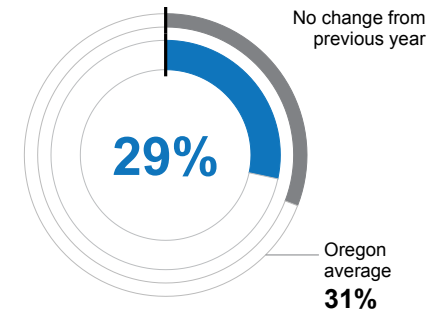
MATHEMATICS

Students meeting state grade-level expectations.



SCIENCE

Students meeting state grade-level expectations.



School Goals

Greenwood continues to provide rigorous learning opportunities for students, with strategic interventions for students below grade level, and enrichment for students who are ready to move on and be further challenged. We promise to continue learning, improving our instructional strategies, and finding ways to help students succeed. We look forward to partnering with you over the coming year to make sure all of our students reach their potential!

State Goals

The Oregon Department of Education is partnering with school districts and local communities to ensure a 90% on-time, four year graduation rate by 2027. To progress toward this goal, the state will prioritize efforts to improve attendance, provide a well-rounded education, invest in implementing culturally responsive practices, and promote continuous improvement to close opportunity and achievement gaps for historically and currently underserved students.

Safe & Welcoming Environment

Greenwood is committed to providing a culture of care in which all students, parents, and staff feel welcome and supported. We seek to build and strengthen that environment through character education, social-emotional learning, tiered behavior supports, a comprehensive school counseling program, extracurricular activities, parent engagement, and strong policies to prevent bullying, harassment, and student safety.

5%

Ever English Learners



6

Languages Spoken

23%

Students with Disabilities

93%

Required Childhood Vaccinations

>95%

Free/Reduced Price Lunch

*<10 students or data unavailable



OREGON AT-A-GLANCE SCHOOL PROFILE CONTINUED

Greenwood Elementary School



2022-23

Outcomes

Our Staff (rounded FTE)



18

Teachers



12

Educational assistants



0

Counselors/
Psychologists/
Social Workers



77%

Average teacher retention rate over the past three years



53%

% of licensed teachers with more than 3 years of experience



No

Same principal in the last 3 years

REGULAR ATTENDERS

American Indian/Alaska Native	<10 students or data unavailable
Asian	<10 students or data unavailable
Black/African American	<10 students or data unavailable
Hispanic/Latino	67%
Multiracial	60%
Native Hawaiian/Pacific Islander	20%
White	57%
Free/Reduced Price Lunch	56%
Ever English Learner	25%
Students with Disabilities	46%
Migrant	<10 students or data unavailable
Homeless	43%
Students in Foster Care	<10 students or data unavailable
Military Connected	<10 students or data unavailable
Talented and Gifted	<10 students or data unavailable
Female	55%
Male	57%
Non-Binary	<10 students or data unavailable

ENGLISH LANGUAGE ARTS

<10 students or data unavailable
<10 students or data unavailable
<10 students or data unavailable
<10 students or data unavailable
<10 students or data unavailable
33%
<10 students or data unavailable
28%
28%
<10 students or data unavailable
<5%
<10 students or data unavailable
<10 students or data unavailable
<10 students or data unavailable
<10 students or data unavailable
<10 students or data unavailable
25%
30%
<10 students or data unavailable

MATHEMATICS

<10 students or data unavailable
<10 students or data unavailable
<10 students or data unavailable
<10 students or data unavailable
17%
<10 students or data unavailable
22%
21%
<10 students or data unavailable
7%
<10 students or data unavailable
<10 students or data unavailable
<10 students or data unavailable
<10 students or data unavailable
<10 students or data unavailable
12%
30%
<10 students or data unavailable

About Our School

BULLYING, HARASSMENT, AND SAFETY POLICIES

At Greenwood we strive to help students navigate peer conflicts and unsafe behaviors through conscious discipline and green zone strategies while following board policy. We encourage safe choices and positive peer relationships through regular character education instruction. We are focused on understanding the impact of trauma on students and providing strategies for impacted students. School Resource Officers help build positive relationships with students and encourage safe and positive choices.

EXTRACURRICULAR ACTIVITIES

Greenwood students benefit from a number of activities beyond the core instruction program. These include students leadership, after-school sports, book groups, Fiddle Club, and various friendship groups.

PARENT ENGAGEMENT

Greenwood's Title I program leads a number of parent outreach and engagement efforts. We host multiple Family Fun Nights each year. We encourage parents to volunteer and become involved in our school and their child's education. We also have an active PTS that helps support and enrich the lives of our students and families.

COMMUNITY ENGAGEMENT

Greenwood recognizes the great community we have and their desire to support our students. Opportunities like our sport programs and field trips would not be possible without community support. Additionally, we have fantastic donors that help support our school community. We continue to find ways to engage the community through regular newsletters and school website. Teachers and administrators welcome community participants to attend regular events and experience the great things our staff and students are doing.