

A.W. BECKER ELEMENTARY

March 2024

2023-2025 Targets and Action Plans (TAPS)

TARGETS

ELA - ON TRACK OF MEETING TARGET

Increase the percentage of students meeting grade level benchmarks by 10%.

Baseline: 46% May/June 2023 (177 students)

Target: 56% May/June 2025 (215 students)

MATH - ON TRACK OF MEETING TARGET

Increase the school-wide average on all Math Common Assessments/End of Unit Assessments by 10%.

Baseline: 77% May/June 2023

Target: 87% May/June 2025

75% of all students in grades 2-5 will meet the FastBridge Spring Automaticity Benchmark.

SEL - ON TRACK OF MEETING TARGET

The percent of students who receive less than 3 referrals for the year will increase to 95%.

Baseline: 92% as of 5/18/23

Target: 95% of students will receive a positive referral.

COMMUNITY ENGAGEMENT/ATTENDANCE ON TRACK OF MEETING TARGET

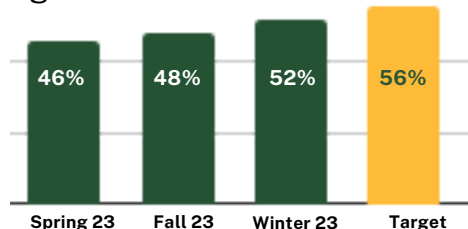
Reducing the number of chronically absent students by 10%.

Baseline: 62 students as of 5/24/23 Target: decrease to <55 students

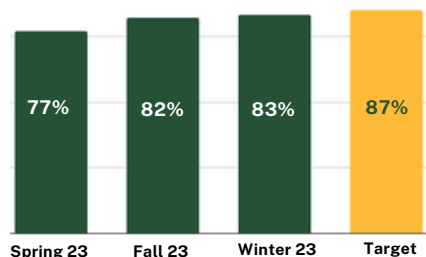
Increase the attendance for interdisciplinary school programs and/or school-related opportunities by 10%. (2023-2024 school year is a baseline; 10% increase over two years)

PROGRESS (MARCH 2024)

Percentage of students meeting grade level benchmarks

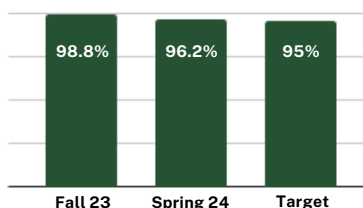


Percentage of school-wide average on all Math Common Assessments/End of Unit Assessments

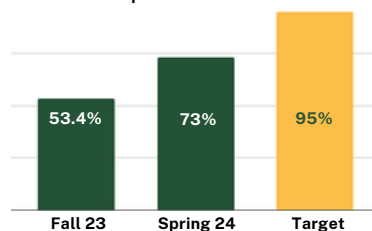


74% Of students in grades 2-5 met the Automaticity Benchmark during winter testing.

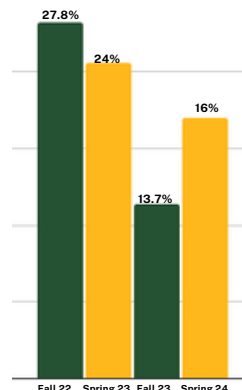
The percent of students who receive less than 3 referrals



The percent of students who receive positive referrals



Number of chronically absent students



Fall Comparison

11/22 - 116 students
11/23 - 57 students

Spring Comparison

3/23 - 103 students
3/24 - 85 students

PIETER B. ELEMENTARY

March 2024

2023-2025 Targets and Action Plans (TAPS)

TARGETS

PROGRESS (MARCH 2024)

ELA - K & GRADE 1 AND GRADE 4 & 5 ON TRACK

Kindergarten & Grade 1: Increase the number of students meeting or exceeding grade level benchmarks by 7% using the composite score of the Fastbridge Early Reading Assessment.

Grade	Base	Fall	Spring	Target
K	65%	57%	↑ 63%	72%
1	45%	40%	↑ 51%	52%

NOT ON TRACK OF MEETING TARGET

Grade 2 & Grade 3: Increase the number of students meeting or exceeding grade level benchmarks by 7% using the FastBridge CBMR Assessment.

Adjustments

- We need to focus on the application and the automaticity of the skills they have mastered in isolation so that it impacts their fluency (CBMR) scores.
- Working with K-3 to get more decodable texts in their hands.

Grade	Base	Fall	Spring	Target
2	64%	58%	↓ 45%	71%
3	66%	54%	↓ 51%	73%

Grade 4 & Grade 5: Increase the number of students meeting or exceeding grade level benchmarks by 7% using the DRA 3 Screening Assessment from November to June.

Grade	Base	Fall	Spring	Target
4	42%		↑ 60%	49%
5	48%		↑ 56%	55%

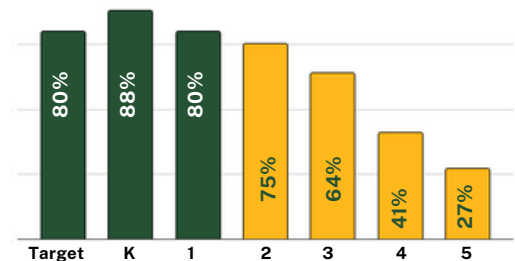
MATH - NOT ON TRACK OF MEETING TARGET

K-5 students will achieve a grade level average of 80% on all of the cumulative common assessments, building-wide.

Adjustments

- Made revisions to questions that were confusing.
- Had PD time to discuss and create each assessment as a district.
- Looked at the data from each specific standard to see what student needs reteaching.

School-wide average on all Math Common Assessments



Trimester 2 math assessments are currently being administered.

SEL - ON TRACK OF MEETING TARGET

Increase positive behaviors which will result in 85% of the student body receiving a positive referral.

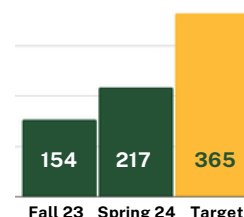
2023 Target: 85% - approximately 365 Students

Attendance - Reduce the number of chronically absent students by 10%

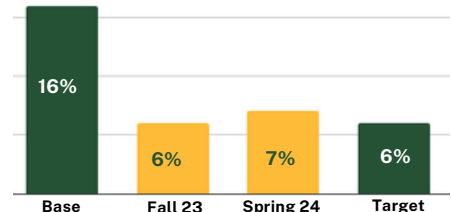
Baseline: 16%

Target: 6% - approximately 26 student

Positive Referrals



Number of chronically absent students



RCS MIDDLE SCHOOL

March 2024

2023-2024 Targets and Action Plans (TAPS)

TARGETS

PROGRESS (MARCH 2024)

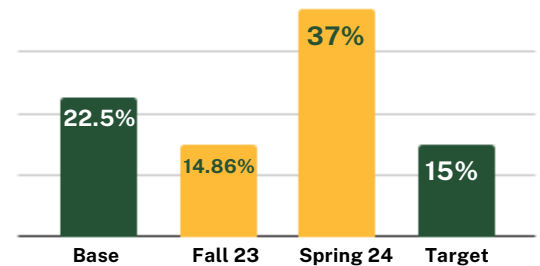
1 - NOT ON TRACK OF MEETING TARGET

Decrease the number of students who are chronically absent from 22.5% to 15%.

Adjustments

- The attendance committee will continue its work - bi-monthly meetings to develop a plan for each student. This includes calls, letters, and home visits when needed. CPS calls, parent meetings.
- We are also working with Synergy to fix how both A and B day classes show for teachers (it did not in the first quarter). This affects how teachers take attendance.

Percentage chronically absent students



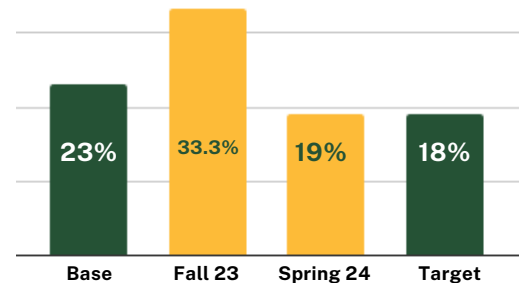
2 - NOT ON TRACK OF MEETING TARGET

Decrease the percentage of students with scores 70% or below (quarterly average) from 23% to 18% (for reasons other than chronic absenteeism)

Adjustments

- Those "on the edge" of failing are scheduled for mandatory homework club (academic tutorial)
- Individual meetings with teachers who have high numbers of student failures to discuss action plans, and discuss ways that admin can support them.
- Meetings with CCS related to how they can support teachers with high numbers of failures, as well as generally supporting teachers with their pedagogy.
- Parent meetings for students who are at risk of failure and/or have failing averages.
- Student meetings with students who are at risk of failure and/or have failing averages.

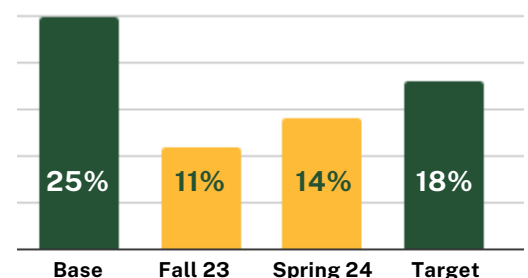
Percentage of students with scores 70% or below (quarterly average)



3 - ON TRACK OF MEETING TARGET

Decrease the number of students with two or more discipline referrals from 25% to 18% each quarter as measured by Synergy.

Percentage of students with two or more discipline referrals



RCS HIGH SCHOOL

March 2024

2023-2024 Targets and Action Plans (TAPS)

TARGETS

PROGRESS (MARCH 2024)

1 - ON TRACK OF MEETING TARGET

Implement a community service/volunteerism/beautification program school-wide both in the community and on school grounds.

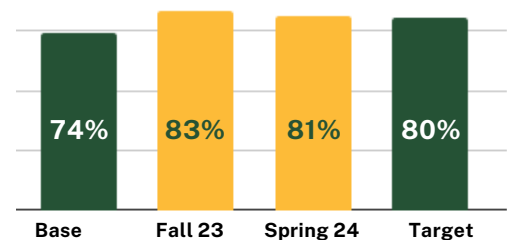
Planning → Implement of program with one grade level this Spring.

2- ON TRACK OF MEETING TARGET

80% of students will be absent 18 days (10% of the school year) or less.

Baseline: 22-23 EOY - 74%

Percentage of students with absences 10% of the school year or less

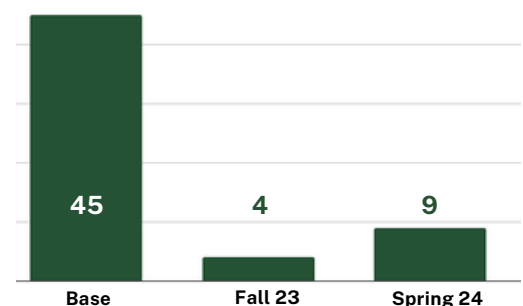


3 - ON TRACK OF MEETING TARGET

Decrease by 20%, Vaping vaping-related referrals by utilizing restorative and educational components.

Baseline: Vape-Related Referrals 22-23: 45

Vaping-Related Referrals



4 - ON TRACK OF MEETING TARGET

Increase positive referrals to 225 for the school year.

Baseline: 196 EOY 22-23

Positive Referrals

