

District Type:

☒ School District
☐ Joint Agreement

ILLINOIS STATE BOARD OF EDUCATION
School Business Services DivisionSCHOOL DISTRICT/JOINT AGREEMENT BUDGET FORM *
July 1, 2023 - June 30, 2024

Accounting Basis:

☒ Cash
☐ Accrual

Is this an amended budget? _____

Date of Amended Budget: _____

(MM/DD/YY)

District Name:

Red Hill CUSD 10

District RCDT No:

12051010026

Balanced budget; no Deficit Reduction Plan is required.

If your FY2023 AFR states that you need to do a deficit reduction plan and your FY2024 budget is balanced, please state the measures you took to have your budget become balanced. (Bckgrnd-Assumpt 25-26)

Budget of Red Hill CUSD 10, County of Lawrence/Crawford,
 State of Illinois, for the Fiscal Year beginning July 1, 2023 and ending June 30, 2024.

WHEREAS the Board of Education of Red Hill CUSD 10,
 County of Lawrence/Crawford, State of Illinois, caused to be prepared in tentative form a budget, and the Secretary
 of this Board has made the same conveniently available to public inspection for at least thirty days prior to final action thereon;

AND WHEREAS a public hearing was held as to such budget on the 21 day of September, 2023,
 notice of said hearing was given at least thirty days prior thereto as required by law, and all other legal requirements have been complied with;





NOW, THEREFORE, Be it resolved by the Board of Education of said district as follows:

Section 1: That the fiscal year of this school district be and the same hereby is fixed and declared to be
 beginning July 1, 2023 and ending June 30, 2024.

Section 2: That the following budget containing an estimate of amounts available in each Fund, separately, and expenditures from each be
 and the same is hereby adopted as the budget of this school district for said fiscal year.

ADOPTION OF BUDGET

The budget shall be approved and signed below by members of the School Board. Adopted this 21 day of September, 2023
 by a roll call vote of 7 Yeas, and 0 Nays, to wit:

| ** MEMBERS VOTING YEA: | ** MEMBERS VOTING NAY: |
|---|------------------------|
|  | |
|  | |
|  | |
|  | |
| | |
| | |
| | |

* Based on the 23 Illinois Administrative Code-Part 100 and inconformity with Section 17-1 of the School Code.

** Type in the members who voted "YEA" nor "NAY". Actual school board member signatures are not required for electronic submission.

(1) A certified copy of this document must be filed with the county clerk within 30 days of adoption as required
 by Section 18-50 of the Property Tax Code (35 ILCS 200/18-50).

(2) Districts are required to submit the adopted/amended budget electronically to ISBE within 30 days of adoption or by October 30,
 whichever comes first. Budgets are submitted through IWAS:

<https://apps.isbe.net/iwas/asp/login.asp?is=true>

Please type the member signatures before submitting to ISBE. We do not accept PDF copies.

/Volumes/Walker/Budgets/Budget FY2024/SDJAB2024FORM Updated with EBF - Red Hill Budget Formm.xlsx

| | | A | B | C | | D | | E | | F | | G | | H | | I | | J | | K | | L |
|----|--|---|--------|---------------------|----------------------------------|----------------------|------------------------|--|--------------------------|----------------------|--------------|----------------------------------|--|---|--|---|--|---|--|---|--|---|
| 1 | | Begin entering data on EstExp 6-11 and EstExp 12-20 tabs. | Acct # | (10) Educational | (20) Operations & Maintenance | (30) Debt Service | (40) Transportation | (50) Municipal Retirement/Social Security | (60) Capital Projects | (70) Working Cash | (80) Tort | (90) Fire Prevention & Safety | | | | | | | | | | |
| 2 | | | | | | | | | | | | | | | | | | | | | | |
| 47 | OTHER USES OF FUNDS (8000) | | | | | | | | | | | | | | | | | | | | | |
| 49 | TRANSFER TO VARIOUS OTHER FUNDS (8100) | | | | | | | | | | | | | | | | | | | | | |
| 50 | Abolishment or Abatement of the Working Cash Fund ¹⁶ | | | | | | | | | | | | | | | | | | | | | |
| 51 | Transfer of Working Cash Fund Interest | | | | | | | | | | | | | | | | | | | | | |
| 52 | Transfer Among Funds | | | | | | | | | | | | | | | | | | | | | |
| 53 | Transfer of Interest ⁶ | | | | | | | | | | | | | | | | | | | | | |
| 54 | Transfer from Capital Projects Fund to O&M Fund | | | | | | | | | | | | | | | | | | | | | |
| 55 | Transfer of Excess Fire Prev & Safety Tax & Interest ³ Proceeds to O&M Fund | | | | | | | | | | | | | | | | | | | | | |
| 56 | Transfer of Excess Accumulated Fire Prev & Safety Bond ^{3a} and Int | | | | | | | | | | | | | | | | | | | | | |
| 57 | Proceeds to Debt Service Fund | | | | | | | | | | | | | | | | | | | | | |
| 58 | Taxes Pledged to Pay Principal on GASB 87 Leases | | | | | | | | | | | | | | | | | | | | | |
| 59 | Grants/Reimbursements Pledged to Pay Principal on GASB 87 Leases | | | | | | | | | | | | | | | | | | | | | |
| 60 | Other Revenues Pledged to Pay Principal on GASB 87 Leases | | | | | | | | | | | | | | | | | | | | | |
| 61 | Fund Balance Transfers Pledged to Pay Principal on GASB 87 Leases | | | | | | | | | | | | | | | | | | | | | |
| 62 | Taxes Pledged to Pay Interest on GASB 87 Leases | | | | | | | | | | | | | | | | | | | | | |
| 63 | Grants/Reimbursements Pledged to Pay Interest on GASB 87 Leases | | | | | | | | | | | | | | | | | | | | | |
| 64 | Other Revenue Pledged to Pay Interest on GASB 87 Leases | | | | | | | | | | | | | | | | | | | | | |
| 65 | Fund Balance Transfers Pledged to Pay Interest on GASB 87 Leases | | | | | | | | | | | | | | | | | | | | | |
| 66 | Taxes Pledged to Pay Principal on Revenue Bonds | | | | | | | | | | | | | | | | | | | | | |
| 67 | Grants/Reimbursements Pledged to Pay Principal on Revenue Bonds | | | | | | | | | | | | | | | | | | | | | |
| 68 | Other Revenues Pledged to Pay Principal on Revenue Bonds | | | | | | | | | | | | | | | | | | | | | |
| 69 | Fund Balance Transfers Pledged to Pay Principal on Revenue Bonds | | | | | | | | | | | | | | | | | | | | | |
| 70 | Taxes Pledged to Pay Interest on Revenue Bonds | | | | | | | | | | | | | | | | | | | | | |
| 71 | Grants/Reimbursements Pledged to Pay Interest on Revenue Bonds | | | | | | | | | | | | | | | | | | | | | |
| 72 | Other Revenue Pledged to Pay Interest on Revenue Bonds | | | | | | | | | | | | | | | | | | | | | |
| 73 | Fund Balance Transfers Pledged to Pay Interest on Revenue Bonds | | | | | | | | | | | | | | | | | | | | | |
| 74 | Taxes Transferred to Pay for Capital Projects | | | | | | | | | | | | | | | | | | | | | |
| 75 | Grants/Reimbursements Pledged to Pay for Capital Projects | | | | | | | | | | | | | | | | | | | | | |
| 76 | Other Revenues Pledged to Pay for Capital Projects | | | | | | | | | | | | | | | | | | | | | |
| 77 | Fund Balance Transfers Pledged to Pay for Capital Projects | | | | | | | | | | | | | | | | | | | | | |
| 78 | Transfer to Debt Service Fund to Pay Principal on ISBE Loans | | | | | | | | | | | | | | | | | | | | | |
| 79 | Other Uses Not Classified Elsewhere | | | | | | | | | | | | | | | | | | | | | |
| 80 | Total Other Uses of Fund ⁹ | | | | | | | | | | | | | | | | | | | | | |
| 81 | Total Other Sources/Uses of Fund | | | | | | | | | | | | | | | | | | | | | |
| 82 | ESTIMATED ENDING FUND BALANCE (without Student Activity Funds) as of June 30, 2024 | | | | | | | | | | | | | | | | | | | | | |
| 83 | Student Activity (Fund 11) ESTIMATED BEGINNING FUND BALANCE as of July 1, 2023 | | | | | | | | | | | | | | | | | | | | | |
| 84 | RECEIPTS/REVENUES (For Student Activity Funds) | | | | | | | | | | | | | | | | | | | | | |
| 85 | Total Student Activity Direct Receipts/Revenues (Fund Sources) | | | | | | | | | | | | | | | | | | | | | |
| 86 | DISBURSEMENTS/EXPENDITURES (For Student Activity Funds) | | | | | | | | | | | | | | | | | | | | | |
| 87 | Total Student Activity Direct Disbursements/Expenditures | | | | | | | | | | | | | | | | | | | | | |
| 88 | Excess of Direct Receipts/Revenues Over (Under) Direct Disbursements/Expenditures | | | | | | | | | | | | | | | | | | | | | |
| 89 | Student Activity ESTIMATED ENDING FUND BALANCE as of June 30, 2024 | | | | | | | | | | | | | | | | | | | | | |
| 90 | | | | | | | | | | | | | | | | | | | | | | |

| A | | B | C | D | E | F | G | H | I | J | K | L | |
|--|---|--------|-------------|--------------------------|--------------|----------------|---------------------------------------|------------------|--------------|-----------|--------------------------|-----------------|---|
| 1 | | 2 | 3 | | | | | | | | | | 4 |
| Begin entering data on Estima 6-11 and Estima 12-20 tabs. | | Acct # | (10) | (20) | (30) | (40) | (50) | (60) | (70) | (80) | (90) | | |
| Description: Enter Whole Numbers Only | | | Educational | Operations & Maintenance | Debt Service | Transportation | Municipal Retirement/ Social Security | Capital Projects | Working Cash | Tort | Fire Prevention & Safety | | |
| Total ESTIMATED BEGINNING FUND BALANCE (All Sources including Student Activity Funds) as of July 1, 2023 | | | | | | | | | | | | | |
| 91 | | | 5,665,449 | 845,225 | 0 | 1,028,615 | 359,738 | 901,336 | 430,309 | 447,471 | 329,018 | | |
| 92 RECEIPTS/REVENUES (All Sources with Student Activity Funds) | | | | | | | | | | | | | |
| 93 | LOCAL SOURCES | 1000 | 2,013,098 | 609,070 | 0 | 214,070 | 393,890 | 445,800 | 43,633 | 308,200 | 42,533 | | |
| 94 | FLOW THROUGH RECEIPTS/REVENUES FROM ONE DISTRICT TO ANOTHER DISTRICT | 2000 | 0 | 0 | 0 | 0 | 0 | 0 | 0 | 0 | 0 | | |
| 95 | STATE SOURCES | 3000 | 5,831,213 | 400,000 | 0 | 563,321 | 0 | 0 | 0 | 0 | 0 | | |
| 96 | FEDERAL SOURCES | 4000 | 1,359,255 | 76,000 | 0 | 76,000 | 0 | 0 | 0 | 0 | 0 | | |
| 97 | Total Direct Receipts/Revenue * | | 9,203,566 | 1,009,070 | 0 | 855,391 | 393,890 | 445,800 | 43,633 | 308,200 | 42,533 | | |
| 98 | Receipts/Revenues for "On Behalf" Payments * | 3998 | 348,293 | 0 | 0 | 0 | 0 | 0 | 0 | 0 | 0 | | |
| 99 | Total Receipts/Revenues | | 9,551,859 | 1,009,070 | 0 | 855,391 | 393,890 | 445,800 | 43,633 | 308,200 | 42,533 | | |
| 100 DISBURSEMENTS/EXPENDITURES (All Sources with Student Activity Funds) | | | | | | | | | | | | | |
| 101 | INSTRUCTION | 1000 | 5,507,235 | 1,078,662 | 0 | 969,856 | 129,451 | 368,110 | 0 | 0 | 0 | | |
| 102 | SUPPORT SERVICES | 2000 | 2,731,435 | 1,078,662 | 0 | 969,856 | 276,172 | 368,110 | 0 | 0 | 0 | | |
| 103 | COMMUNITY SERVICES | 3000 | 50,653 | 0 | 0 | 0 | 1,420 | 0 | 0 | 313,096 | 0 | | |
| 104 | PAYMENTS TO OTHER DISTRICTS & GOVT UNITS | 4000 | 595,687 | 0 | 0 | 0 | 0 | 0 | 0 | 0 | 0 | | |
| 105 | DEBT SERVICES | 5000 | 0 | 0 | 0 | 0 | 0 | 0 | 0 | 0 | 0 | | |
| 106 | PROVISION FOR CONTINGENCIES | 6000 | 0 | 0 | 0 | 0 | 0 | 0 | 0 | 0 | 0 | | |
| 107 | Total Direct Disbursements/Expenditures * | | 8,885,500 | 1,078,662 | 0 | 969,856 | 407,043 | 368,110 | 0 | 313,096 | 0 | | |
| 108 | Disbursements/Expenditures for "On Behalf" Payments * | 4180 | 348,393 | 0 | 0 | 0 | 0 | 0 | 0 | 0 | 0 | | |
| 109 | Total Disbursements/Expenditures | | 9,233,593 | 1,078,662 | 0 | 969,856 | 407,043 | 368,110 | 0 | 313,096 | 0 | | |
| 110 | Excess of Direct Receipts/Revenues Over (Under) Direct Disbursements/Expenditures | | 318,266 | (99,592) | 0 | (114,465) | (13,153) | 77,690 | 43,633 | (4,896) | 42,533 | | |
| 111 OTHER SOURCES/USES OF FUNDS | | | | | | | | | | | | | |
| 112 | OTHER SOURCES OF FUNDS (2000) | | 0 | 0 | 0 | 0 | 0 | 0 | 0 | 0 | 0 | | |
| 113 | Total Other Sources of Funds * | | 0 | 0 | 0 | 0 | 0 | 0 | 0 | 0 | 0 | | |
| 114 | OTHER USES OF FUNDS (8000) | | 0 | 0 | 0 | 0 | 0 | 0 | 0 | 0 | 0 | | |
| 116 | Total Other Uses of Funds * | | 0 | 0 | 0 | 0 | 0 | 0 | 0 | 0 | 0 | | |
| 117 | Total Other Sources/Uses of Fund | | 0 | 0 | 0 | 0 | 0 | 0 | 0 | 0 | 0 | | |
| 118 | ESTIMATED ENDING FUND BALANCE (All Sources with Student Activity Funds) as of June 30, 2024 | | 5,983,715 | 775,633 | 0 | 914,150 | 346,585 | 979,026 | 423,942 | 442,575 | 371,551 | | |
| SUMMARY OF EXPENDITURES WITHOUT Student Activity Funds (By Major Object) | | | | | | | | | | | | | |
| 120 | Object Name | Acct # | (10) | (20) | (30) | (40) | (50) | (60) | (70) | (80) | (90) | Total By Object | |
| 123 | Salaries | 100 | 5,552,837 | 416,400 | | 292,864 | | 0 | | 83,401 | 0 | 6,345,502 | |
| 125 | Employee Benefits | 200 | 1,082,212 | 83,284 | | 92,401 | | 0 | | 7,512 | 0 | 1,672,452 | |
| 126 | Purchased Services | 300 | 858,739 | 164,983 | 0 | 228,048 | | 0 | | 222,183 | 0 | 1,473,953 | |
| 127 | Supplies & Materials | 400 | 752,986 | | | | | 0 | | 1,287,470 | 0 | 1,287,470 | |
| 128 | Capital Outlay | 500 | 365,486 | 41,482 | | 194,572 | | 368,110 | | 0 | 0 | 969,650 | |
| 129 | Other Objects | 600 | 124,875 | 0 | 0 | 0 | 0 | 0 | | 0 | 0 | 124,875 | |
| 130 | Non-Capitalized Equipment | 700 | 0 | 0 | 0 | 0 | 0 | 0 | | 0 | 0 | 0 | |
| 131 | Termination Benefits | 800 | 0 | 0 | 0 | 0 | 0 | 0 | | 0 | 0 | 0 | |
| 132 | Total Expenditures | | 8,737,135 | 1,078,662 | 0 | 969,856 | 407,043 | 368,110 | | 313,096 | 0 | 11,873,502 | |

| | A | B | C | D | E | F | G | H | I | J | K | |
|----|---|--------|------------|-----------|------|-----------|---------|-----------|---------|---------|---------|--|
| | | Acct # | (10) | (20) | (30) | (40) | (50) | (60) | (70) | (80) | (90) | |
| 1 | Description: Enter Whole Numbers Only | | | | | | | | | | | |
| 2 | BEGINNING CASH BALANCE ON HAND (without Student Activity Funds) as of July 1, 2023 | | | | | | | | | | | |
| 3 | | | 5,428,970 | 845,225 | 0 | 1,028,615 | 359,738 | 901,336 | 430,309 | 447,471 | 329,018 | |
| 4 | Total Direct Receipts & Other Sources ⁸ | | 9,052,537 | 1,009,070 | 0 | 855,391 | 393,890 | 445,800 | 43,633 | 308,200 | 42,533 | |
| 5 | OTHER RECEIPTS | | | | | | | | | | | |
| 6 | Interfund Loans Payable (Loans from Other Funds) | 411 | | | | | | | | | | |
| 7 | Interfund Loans Receivable (Repayment of Loans) | 141 | | | | | | | | | | |
| 8 | Notes and Warrants Payable | 433 | | | | | | | | | | |
| 9 | Other Current Assets | 199 | | | | | | | | | | |
| 10 | Total Other Receipts | | 0 | 0 | 0 | 0 | 0 | 0 | 0 | 0 | 0 | |
| 11 | Total Direct Receipts, Other Sources, & Other Receipts | | 9,052,537 | 1,009,070 | 0 | 855,391 | 393,890 | 445,800 | 43,633 | 308,200 | 42,533 | |
| 12 | Total Amount Available | | 14,481,507 | 1,854,295 | 0 | 1,884,006 | 753,628 | 1,347,136 | 473,942 | 755,671 | 371,551 | |
| 13 | Total Direct Disbursements & Other Uses ⁹ | | 8,737,135 | 1,078,662 | 0 | 969,856 | 407,043 | 368,110 | 0 | 313,096 | 0 | |
| 14 | OTHER DISBURSEMENTS | | | | | | | | | | | |
| 15 | Interfund Loans Receivable (Loans to Other Funds) ¹⁰ | 141 | | | | | | | | | | |
| 16 | Interfund Loans Payable (Repayment of Loans) | 411 | | | | | | | | | | |
| 17 | Notes and Warrants Payable | 433 | | | | | | | | | | |
| 18 | Other Current Liabilities | 499 | | | | | | | | | | |
| 19 | Total Other Disbursements | | 0 | 0 | 0 | 0 | 0 | 0 | 0 | 0 | 0 | |
| 20 | Total Direct Disbursements, Other Uses, & Other Disbursements | | 8,737,135 | 1,078,662 | 0 | 969,856 | 407,043 | 368,110 | 0 | 313,096 | 0 | |
| 21 | ENDING CASH BALANCE ON HAND (without Student Activity Funds) as of June 30, 2024 | | 5,744,372 | 775,633 | 0 | 914,150 | 346,585 | 979,026 | 473,942 | 442,575 | 371,551 | |
| 22 | Activity Funds BEGINNING CASH BALANCE ON HAND as of July 1, 2023 | | | | | | | | | | | |
| 23 | | | 236,479 | | | | | | | | | |
| 24 | Total Direct Receipts & Other Sources ⁸ | | 151,029 | | | | | | | | | |
| 25 | Total Amount Available | | 387,508 | | | | | | | | | |
| 26 | Total Direct Disbursements & Other Uses ⁹ | | 148,165 | | | | | | | | | |
| 27 | Activity Funds ENDING CASH BALANCE ON HAND as of June 30, 2024 | | 239,343 | | | | | | | | | |
| 28 | Total BEGINNING CASH BALANCE ON HAND (with Student Activity Funds) as of July 1, 2023 | | | | | | | | | | | |
| 29 | | | 5,665,449 | 845,225 | 0 | 1,028,615 | 359,738 | 901,336 | 430,309 | 447,471 | 329,018 | |
| 30 | Total Direct Receipts & Other Sources ⁸ | | 9,203,566 | 1,009,070 | 0 | 855,391 | 393,890 | 445,800 | 43,633 | 308,200 | 42,533 | |
| 31 | Total Other Receipts | | 0 | 0 | 0 | 0 | 0 | 0 | 0 | 0 | 0 | |
| 32 | Total Direct Receipts, Other Sources, & Other Receipts | | 9,203,566 | 1,009,070 | 0 | 855,391 | 393,890 | 445,800 | 43,633 | 308,200 | 42,533 | |
| 33 | Total Amount Available | | 14,869,015 | 1,854,295 | 0 | 1,884,006 | 753,628 | 1,347,136 | 473,942 | 755,671 | 371,551 | |
| 34 | Total Direct Disbursements & Other Uses ⁹ | | 8,885,300 | 1,078,662 | 0 | 969,856 | 407,043 | 368,110 | 0 | 313,096 | 0 | |
| 35 | Total Other Disbursements | | 0 | 0 | 0 | 0 | 0 | 0 | 0 | 0 | 0 | |
| 36 | Total Direct Disbursements, Other Uses, & Other Disbursements | | 8,885,300 | 1,078,662 | 0 | 969,856 | 407,043 | 368,110 | 0 | 313,096 | 0 | |
| 37 | Total ENDING CASH BALANCE ON HAND (with Student Activity Funds) as of June 30, 2024 | | 5,983,715 | 775,633 | 0 | 914,150 | 346,585 | 979,026 | 473,942 | 442,575 | 371,551 | |

| | A | B | C | D | E | F | G | H | I | J | K |
|----|---|--------|-------------|--------------------------|--------------|----------------|---------------------------------------|------------------|--------------|---------|--------------------------|
| 1 | | | (10) | (20) | (30) | (40) | (50) | (60) | (70) | (80) | (90) |
| 2 | Description: Enter Whole Numbers Only | Acct # | Educational | Operations & Maintenance | Debt Service | Transportation | Municipal Retirement/ Social Security | Capital Projects | Working Cash | Tort | Fire Prevention & Safety |
| 3 | RECEIPTS/REVENUES FROM LOCAL SOURCES (1000) | | | | | | | | | | |
| 4 | AD VALOREM TAXES LEVIED BY LOCAL EDUCATION AGENCY | 1100 | | | | | | | | | |
| 5 | Designated Purposes Levies 11 (1110-120) | - | 1,489,513 | 396,770 | | 159,570 | 370,174 | | 39,933 | 301,700 | 39,933 |
| 6 | Leasing Purposes Levy 12 | 1130 | 15,881 | | | | | | | | |
| 7 | Special Education Purposes Levy | 1140 | 31,912 | | | | | | | | |
| 8 | FICA and Medicare Only Levies | 1150 | | | | | | | | | |
| 9 | Area Vocational Construction Purposes Levy | 1160 | | | | | | | | | |
| 10 | Summer School Purposes Levy | 1170 | | | | | | | | | |
| 11 | Other Tax Levies (Describe & Itemize) | 1190 | | | | | | | | | |
| 12 | Total Ad Valorem Taxes Levied by District | | 1,537,306 | 396,770 | 0 | 159,570 | 370,174 | 0 | 39,933 | 301,700 | 39,933 |
| 13 | PAYMENTS IN LIEU OF TAXES | | | | | | | | | | |
| 14 | Mobile Home Privilege Tax | 1200 | | | | | | | | | |
| 15 | Payments from Local Housing Authority | 1220 | | | | | 3,416 | | | | |
| 16 | Corporate Personal Property Replacement Taxes 13 | 1230 | 20,000 | 206,000 | | 45,000 | 20,000 | | | | |
| 17 | Other Payments in Lieu of Taxes (Describe & Itemize) | 1290 | | | | | | | | | |
| 18 | Total Payments in Lieu of Taxes | | 20,000 | 206,000 | 0 | 45,000 | 23,416 | 0 | 0 | 0 | 0 |
| 19 | TUITION | | | | | | | | | | |
| 20 | Regular Tuition from Pupils or Parents (In State) | 1311 | | | | | | | | | |
| 21 | Regular Tuition from Other Districts (In State) | 1312 | | | | | | | | | |
| 22 | Regular Tuition from Other Sources (In State) | 1313 | | | | | | | | | |
| 23 | Regular Tuition from Other Sources (Out of State) | 1314 | | | | | | | | | |
| 24 | Summer School Tuition from Pupils or Parents (In State) | 1321 | | | | | | | | | |
| 25 | Summer School Tuition from Other Districts (In State) | 1322 | | | | | | | | | |
| 26 | Summer School Tuition from Other Sources (In State) | 1323 | | | | | | | | | |
| 27 | Summer School Tuition from Other Sources (Out of State) | 1324 | | | | | | | | | |
| 28 | CTE Tuition from Pupils or Parents (In State) | 1331 | | | | | | | | | |
| 29 | CTE Tuition from Other Districts (In State) | 1332 | | | | | | | | | |
| 30 | CTE Tuition from Other Sources (In State) | 1333 | | | | | | | | | |
| 31 | CTE Tuition from Other Sources (Out of State) | 1334 | | | | | | | | | |
| 32 | Special Education Tuition from Pupils or Parents (In State) | 1341 | | | | | | | | | |
| 33 | Special Education Tuition from Other Districts (In State) | 1342 | | | | | | | | | |
| 34 | Special Education Tuition from Other Sources (In State) | 1343 | | | | | | | | | |
| 35 | Special Education Tuition from Other Sources (Out of State) | 1344 | | | | | | | | | |
| 36 | Adult Tuition from Pupils or Parents (In State) | 1351 | | | | | | | | | |
| 37 | Adult Tuition from Other Districts (In State) | 1352 | | | | | | | | | |
| 38 | Adult Tuition from Other Sources (In State) | 1353 | | | | | | | | | |
| 39 | Adult Tuition from Other Sources (Out of State) | 1354 | | | | | | | | | |
| 40 | Total Tuition | | | | | | | | | | |
| 41 | TRANSPORTATION FEES | | | | | | | | | | |
| 42 | Regular Transportation Fees from Pupils or Parents (In State) | 1411 | | | | | | | | | |
| 43 | Regular Transportation Fees from Other Districts (In State) | 1412 | | | | | | | | | |
| 44 | Regular Transportation Fees from Other Sources (In State) | 1413 | | | | | | | | | |
| 45 | Regular Transportation Fees from Co-curricular Activities (In State) | 1415 | | | | | | | | | |
| 46 | Regular Transportation Fees from Other Sources (Out of State) | 1416 | | | | | | | | | |
| 47 | Summer School Transportation Fees from Pupils or Parents (In State) | 1421 | | | | | | | | | |
| 48 | Summer School Transportation Fees from Other Districts (In State) | 1422 | | | | | | | | | |
| 49 | Summer School Transportation Fees from Other Sources (In State) | 1423 | | | | | | | | | |
| 50 | Summer School Transportation Fees from Other Sources (Out of State) | 1424 | | | | | | | | | |
| 51 | CTE Transportation Fees from Pupils or Parents (In State) | 1431 | | | | | | | | | |
| 52 | CTE Transportation Fees from Other Districts (In State) | 1432 | | | | | | | | | |
| 53 | CTE Transportation Fees from Other Sources (In State) | 1433 | | | | | | | | | |
| 54 | CTE Transportation Fees from Other Sources (Out of State) | 1434 | | | | | | | | | |
| 55 | Special Education Transportation Fees from Pupils or Parents (In State) | 1441 | | | | | | | | | |
| 56 | Special Education Transportation Fees from Other Districts (In State) | 1442 | | | | | | | | | |
| 57 | Special Education Transportation Fees from Other Sources (In State) | 1443 | | | | | | | | | |
| 58 | Special Education Transportation Fees from Other Sources (Out of State) | 1444 | | | | | | | | | |
| 59 | Adult Transportation Fees from Pupils or Parents (In State) | 1451 | | | | | | | | | |
| 60 | Adult Transportation Fees from Other Districts (In State) | 1452 | | | | | | | | | |

| A | | B | C | D | E | F | G | H | I | J | K |
|---|--|--------|------------------|-------------------------------|-------------------|---------------------|--|-----------------------|-------------------|-----------|-------------------------------|
| 1 | Description: Enter Whole Numbers Only | Acct # | (10) Educational | (20) Operations & Maintenance | (30) Debt Service | (40) Transportation | (50) Municipal Retirement/ Social Security | (60) Capital Projects | (70) Working Cash | (80) Tort | (90) Fire Prevention & Safety |
| 2 | Adult Transportation Fees from Other Sources (In State) | 1453 | | | | | | | | | |
| 61 | Adult Transportation Fees from Other Sources (Out of State) | 1454 | | | | | | | | | |
| 62 | Total Transportation Fees | | | | | 0 | | | | | |
| 63 | EARNINGS ON INVESTMENTS | 1500 | | | | | | | | | |
| 64 | Interest on Investments | 1510 | 42,000 | 6,300 | | 9,500 | 300 | 5,800 | 3,700 | 6,500 | 2,600 |
| 65 | Gain or Loss on Sale of Investments | 1520 | | | | | | | | | |
| 66 | Total Earnings on Investments | | 42,000 | 6,300 | 0 | 9,500 | 300 | 5,800 | 3,700 | 6,500 | 2,600 |
| 67 | FOOD SERVICE | 1600 | | | | | | | | | |
| 68 | Sales to Pupils - Lunch | 1611 | 73,742 | | | | | | | | |
| 69 | Sales to Pupils - Breakfast | 1612 | 1,038 | | | | | | | | |
| 70 | Sales to Pupils - A la Carte | 1613 | 101 | | | | | | | | |
| 71 | Sales to Pupils - Other (Describe & Itemize) | 1614 | | | | | | | | | |
| 72 | Sales to Pupils - Other (Describe & Itemize) | 1620 | 4,792 | | | | | | | | |
| 73 | Sales to Adults | 1620 | 3,000 | | | | | | | | |
| 74 | Other Food Service (Describe & Itemize) | 1690 | 82,673 | | | | | | | | |
| 75 | Total Food Service | | | | | | | | | | |
| 76 | DISTRICT/SCHOOL ACTIVITY INCOME | 1700 | | | | | | | | | |
| 77 | Admissions - Athletic | 1711 | 33,838 | | | | | | | | |
| 78 | Admissions - Other | 1719 | | | | | | | | | |
| 79 | Fees | 1720 | 24,052 | | | | | | | | |
| 80 | Book Store Sales | 1730 | | | | | | | | | |
| 81 | Other District/School Activity Revenue (Describe & Itemize) | 1790 | | | | | | | | | |
| 82 | Student Activity Fund Revenues | 1799 | 151,029 | | | | | | | | |
| 83 | Total District/School Activity Income (Without Student Activity Funds 1799) | | 57,890 | 0 | | | | | | | |
| 84 | Total District/School Activity Income (With Student Activity Funds 1799) | | 208,919 | | | | | | | | |
| 85 | TEXTBOOK INCOME | 1800 | | | | | | | | | |
| 86 | Textbook Rentals - Regular Textbooks | 1811 | 37,200 | | | | | | | | |
| 87 | Textbook Rentals - Summer School Textbooks | 1812 | | | | | | | | | |
| 88 | Textbook Rentals - Adult/Continuing Education Textbooks | 1813 | | | | | | | | | |
| 89 | Textbook Rentals - Other (Describe & Itemize) | 1819 | | | | | | | | | |
| 90 | Textbook Sales - Regular Textbooks | 1821 | | | | | | | | | |
| 91 | Textbook Sales - Summer School | 1822 | | | | | | | | | |
| 92 | Textbook Sales - Adult/Continuing Education | 1823 | | | | | | | | | |
| 93 | Textbook Sales - Other (Describe & Itemize) | 1829 | | | | | | | | | |
| 94 | Other Textbook Income (Describe & Itemize) | 1890 | | | | | | | | | |
| 95 | Total Textbooks | | 37,200 | | | | | | | | |
| 96 | OTHER REVENUE FROM LOCAL SOURCES | 1900 | | | | | | | | | |
| 97 | Rentals | 1910 | | | | | | | | | |
| 98 | Contributions and Donations from Private Sources | 1920 | | | | | | | | | |
| 99 | Impact Fees from Municipal or County Governments | 1930 | | | | | | | | | |
| 100 | Services Provided Other Districts | 1940 | | | | | | | | | |
| 101 | Refund of Prior Years' Expenditures | 1950 | | | | | | | | | |
| 102 | Payments of Surplus Moneys from TIF Districts | 1960 | | | | | | | | | |
| 103 | Drivers' Education Fees | 1970 | | | | | | | | | |
| 104 | Proceeds from Vendors' Contracts | 1980 | | | | | | | | | |
| 105 | School Facility Occupation Tax Proceeds | 1983 | | | | | | 440,000 | | | |
| 106 | Payment from Other Districts | 1991 | | | | | | | | | |
| 107 | Sale of Vocational Projects | 1992 | | | | | | | | | |
| 108 | Other Local Fees (Describe & Itemize) | 1993 | | | | | | | | | |
| 109 | Other Local Revenues (Describe & Itemize) | 1999 | 85,000 | | | | | | | | |
| 110 | Total Other Revenue from Local Sources | | 85,000 | 0 | 0 | 0 | 0 | 440,000 | 0 | 0 | 0 |
| 111 | Total Receipts/Revenues from Local Sources (Without Student Activity Funds 1799) | 1000 | 1,862,069 | 609,070 | 0 | 214,070 | 393,890 | 445,800 | 43,633 | 308,200 | 42,533 |
| 112 | Total Receipts/Revenues from Local Sources (With Student Activity Funds 1799) | | 2,013,098 | | | | | | | | |
| FLOW-THROUGH RECEIPTS/REVENUES FROM ONE DISTRICT TO ANOTHER DISTRICT (2000) | | | | | | | | | | | |
| 113 | Flow-Through Revenue from State Sources | 2100 | | | | | | | | | |
| 114 | Flow-Through Revenue from Federal Sources | 2200 | | | | | | | | | |
| 115 | | | | | | | | | | | |

| | A | B | C | D | E | F | G | H | I | J | K |
|-----|--|--------|------------------|-------------------------------|-------------------|---------------------|--|-----------------------|-------------------|-----------|-------------------------------|
| | Description: Enter Whole Numbers Only | Acct # | (10) Educational | (20) Operations & Maintenance | (30) Debt Service | (40) Transportation | (50) Municipal Retirement/ Social Security | (60) Capital Projects | (70) Working Cash | (80) Tort | (90) Fire Prevention & Safety |
| 1 | | | | | | | | | | | |
| 2 | | | | | | | | | | | |
| 116 | Other Flow-Through Revenue (Describe & Itemize) | 2300 | | | | | | | | | |
| 117 | Total Flow-Through Receipts/Revenues from One District to Another District | 2000 | 0 | 0 | | 0 | 0 | | | | |
| 118 | RECEIPTS/REVENUES FROM STATE SOURCES (3000) | | | | | | | | | | |
| 119 | UNRESTRICTED GRANTS-IN-AID (3001-3099) | | | | | | | | | | |
| 120 | Evidence Based Funding Formula (Section 18-8.15) | 3001 | 5,556,248 | 400,000 | | 150,000 | | | | | |
| 121 | Reorganization Incentives (Accounts 3005-3021) | 3005 | | | | | | | | | |
| 122 | Fast Growth District Grants | 3030 | | | | | | | | | |
| 123 | Other Unrestricted Grants-In-Aid From State Sources (Describe & Itemize) | 3099 | 5,556,248 | 400,000 | 0 | 150,000 | 0 | 0 | | 0 | 0 |
| 124 | Total Unrestricted Grants-In-Aid | | | | | | | | | | |
| 125 | RESTRICTED GRANTS-IN-AID (3100-3900) | | | | | | | | | | |
| 126 | SPECIAL EDUCATION | | | | | | | | | | |
| 127 | Special Education - Private Facility Tuition | 3100 | 12,001 | | | | | | | | |
| 128 | Special Education - Funding for Children Requiring Sp Ed Services | 3105 | | | | | | | | | |
| 129 | Special Education - Personnel | 3110 | | | | | | | | | |
| 130 | Special Education - Orphanage - Individual | 3120 | 50,000 | | | | | | | | |
| 131 | Special Education - Orphanage - Summer Individual | 3130 | | | | | | | | | |
| 132 | Special Education - Summer School | 3145 | | | | | | | | | |
| 133 | Special Education - Other (Describe & Itemize) | 3199 | | | | | | | | | |
| 134 | Total Special Education | | 62,001 | 0 | | 0 | | | | | |
| 135 | CAREER AND TECHNICAL EDUCATION (CTE) | | | | | | | | | | |
| 136 | CTE - Technical Education - Tech Prep | 3200 | 16,166 | | | | | | | | |
| 137 | CTE - Secondary Program Improvement (CTEI) | 3220 | | | | | | | | | |
| 138 | CTE - WECPE | 3225 | 3,789 | | | | | | | | |
| 139 | CTE - Agriculture Education | 3235 | 15,880 | | | | | | | | |
| 140 | CTE - Instructor Pradctum | 3240 | | | | | | | | | |
| 141 | CTE - Student Organizations | 3270 | | | | | | | | | |
| 142 | CTE - Other (Describe & Itemize) | 3299 | | | | | | | | | |
| 143 | Total Career and Technical Education | | 35,835 | 0 | | | 0 | | | | |
| 144 | BILINGUAL EDUCATION | | | | | | | | | | |
| 145 | Bilingual Education - Downstate - TPI and TBE | 3305 | | | | | | | | | |
| 146 | Bilingual Education - Downstate - Transitional Bilingual Education | 3310 | | | | | | | | | |
| 147 | Total Bilingual Education | | 0 | | | | 0 | | | | |
| 148 | State Free Lunch & Breakfast | 3360 | 1,500 | | | | | | | | |
| 149 | School Breakfast Initiative | 3365 | | | | | | | | | |
| 150 | Driver Education | 3370 | 12,000 | | | | | | | | |
| 151 | Adult Education (from ICCJ) | 3410 | | | | | | | | | |
| 152 | Adult Education - Other (Describe & Itemize) | 3499 | | | | | | | | | |
| 153 | TRANSPORTATION | | | | | | | | | | |
| 154 | Transportation - Regular and Vocational | 3500 | | | | 300,000 | | | | | |
| 155 | Transportation - Special Education | 3510 | | | | 78,000 | | | | | |
| 156 | Transportation - Other (Describe & Itemize) | 3599 | | | | | | | | | |
| 157 | Total Transportation | | 0 | 0 | | 378,000 | 0 | | | | |
| 158 | Learning Improvement - Change Grants | 3610 | | | | | | | | | |
| 159 | Scientific Literacy | 3660 | | | | | | | | | |
| 160 | Truant Alternative/Optional Education | 3695 | | | | | | | | | |
| 161 | Early Childhood - Block Grant | 3705 | 162,679 | | | 35,321 | | | | | |
| 162 | Chicago General Education Block Grant | 3766 | | | | | | | | | |
| 163 | Chicago Educational Services Block Grant | 3767 | | | | | | | | | |
| 164 | School Safety & Educational Improvement Block Grant | 3775 | | | | | | | | | |
| 165 | Technology - Technology for Success | 3780 | | | | | | | | | |
| 166 | State Charter Schools | 3815 | | | | | | | | | |
| 167 | Extended Learning Opportunities - Summer Bridges | 3825 | | | | | | | | | |
| 168 | Infrastructure Improvements - Planning/Construction | 3920 | | | | | | | | | |
| 169 | School Infrastructure - Maintenance Projects | 3925 | | | | | | | | | |
| 170 | Other Restricted Revenue from State Sources (Describe & Itemize) | 3999 | 950 | | | | | | | | |
| 171 | Total Restricted Grants-In-Aid | | 274,965 | 0 | 0 | 413,321 | 0 | 0 | 0 | 0 | 0 |
| 172 | Total Receipts/Revenues from State Sources | 3000 | 5,831,213 | 400,000 | 0 | 563,321 | 0 | 0 | 0 | 0 | 0 |

| A | | B | C | D | E | F | G | H | I | J | K |
|---------------------------------------|---|--------|------------------|-------------------------------|-------------------|---------------------|---|-----------------------|-------------------|-----------|-------------------------------|
| Description: Enter Whole Numbers Only | | Acct # | (10) Educational | (20) Operations & Maintenance | (30) Debt Service | (40) Transportation | (50) Municipal Retirement/Social Security | (60) Capital Projects | (70) Working Cash | (80) Tort | (90) Fire Prevention & Safety |
| 1 | | | | | | | | | | | |
| 2 | | | | | | | | | | | |
| 173 | RECEIPTS/REVENUES FROM FEDERAL SOURCES (4000) | | | | | | | | | | |
| 174 | UNRESTRICTED GRANTS-IN-AID RECEIVED DIRECTLY FROM FEDERAL GOVT. (4001-4009) | | | | | | | | | | |
| 175 | Federal Impact Aid | 4001 | | | | | | | | | |
| 176 | Other Unrestricted Grants-In-Aid Received from Fed. Govt. (Describe & Itemize) | 4009 | | | | | | | | | |
| 177 | Total Unrestricted Grants-In-Aid Received Directly from Fed Govt | | 0 | 0 | 0 | 0 | 0 | 0 | 0 | 0 | 0 |
| 178 | RESTRICTED GRANTS-IN-AID RECEIVED DIRECTLY FROM FEDERAL GOVT (4045-4090) | | | | | | | | | | |
| 179 | Head Start | 4045 | | | | | | | | | |
| 180 | Construction (Impact Aid) | 4050 | | | | | | | | | |
| 181 | MAGNET | 4060 | | | | | | | | | |
| 182 | Other Restricted Grants-In-Aid Received from Fed. Govt. (Describe & Itemize) | 4090 | | | | | | | | | |
| 183 | Total Restricted Grants-In-Aid Received Directly from Federal Govt. | | 0 | 0 | | 0 | 0 | 0 | | | 0 |
| 184 | RESTRICTED GRANTS-IN-AID RECEIVED FROM FEDERAL GOVT. THRU THE STATE (4100-4999) | | | | | | | | | | |
| 185 | TITLE V | | | | | | | | | | |
| 186 | Title V - Flexibility and Accountability | 4100 | | | | | | | | | |
| 187 | Title V - SEA Projects | 4105 | | | | | | | | | |
| 188 | Title V - Rural Education Initiative (REI) | 4107 | 34,504 | | | | | | | | |
| 189 | Title V - Other (Describe & Itemize) | 4199 | | | | | | | | | |
| 190 | Total Title V | | 34,504 | 0 | | 0 | 0 | 0 | | | |
| 191 | FOOD SERVICE | | | | | | | | | | |
| 192 | Breakfast Start-Up Expansion | 4200 | | | | | | | | | |
| 193 | National School Lunch Program | 4210 | 300,000 | | | | | | | | |
| 194 | Special Milk Program | 4215 | 3,000 | | | | | | | | |
| 195 | School Breakfast Program | 4220 | 64,000 | | | | | | | | |
| 196 | Summer Food Service Admin/Program | 4225 | 4,554 | | | | | | | | |
| 197 | Child and Adult Care Food Program | 4226 | | | | | | | | | |
| 198 | Fresh Fruit and Vegetables | 4240 | | | | | | | | | |
| 199 | Food Service - Other (Describe & Itemize) | 4299 | | | | | | | | | |
| 200 | Total Food Service | | 371,554 | | | | 0 | | | | |
| 201 | TITLE I | | | | | | | | | | |
| 202 | Title I - Low Income | 4300 | 286,043 | | | | | | | | |
| 203 | Title I - Neglected, Private | 4305 | | | | | | | | | |
| 204 | Title I - Migrant Education | 4340 | | | | | | | | | |
| 205 | Title I - Other (Describe & Itemize) | 4399 | | | | | | | | | |
| 206 | Total Title I | | 286,043 | 0 | | 0 | 0 | | | | |
| 207 | TITLE IV | | | | | | | | | | |
| 208 | Title IV - Student Support & Academic Enrichment Grant | 4400 | 20,109 | | | | | | | | |
| 209 | Title IV - Part A - Student Support & Academic Enrichment Grants Safe and Drug Free Schools | 4415 | | | | | | | | | |
| 210 | Title IV - 21st Century | 4421 | | | | | | | | | |
| 211 | Title IV - Other (Describe & Itemize) | 4499 | | | | | | | | | |
| 212 | Total Title IV | | 20,109 | 0 | | 0 | 0 | | | | |
| 213 | FEDERAL - SPECIAL EDUCATION | | | | | | | | | | |
| 214 | Federal Special Education - Preschool Flow-Through | 4600 | 6,526 | | | | | | | | |
| 215 | Federal Special Education - Preschool Discretionary | 4605 | | | | | | | | | |
| 216 | Federal Special Education - IDEA Flow Through | 4620 | 237,130 | | | | | | | | |
| 217 | Federal Special Education - IDEA Room & Board | 4625 | | | | | | | | | |
| 218 | Federal Special Education - IDEA Discretionary | 4630 | | | | | | | | | |
| 219 | Federal Special Education - IDEA - Other (Describe & Itemize) | 4699 | | | | | | | | | |
| 220 | Total Federal Special Education | | 243,656 | 0 | | 0 | 0 | | | | |
| 221 | CTE - PERKINS | | | | | | | | | | |
| 222 | CTE - Perkins-Title III E Tech Prep | 4770 | | | | | | | | | |
| 223 | CTE - Other (Describe & Itemize) | 4799 | | | | | | | | | |
| 224 | Total CTE - Perkins | | 0 | | 0 | | 0 | | | | |
| 225 | Federal - Adult Education | 4810 | | | | | | | | | |
| 226 | ARRA - General State Aid - Education Stabilization | 4850 | | | | | | | | | |

| 1 | A | B | C | D | E | F | G | H | I | J | K |
|-----|--|--------|------------------|-------------------------------|-------------------|---------------------|--|-----------------------|-------------------|-----------|-------------------------------|
| | Description: Enter Whole Numbers Only | Acct # | (10) Educational | (20) Operations & Maintenance | (30) Debt Service | (40) Transportation | (50) Municipal Retirement/ Social Security | (60) Capital Projects | (70) Working Cash | (80) Tort | (90) Fire Prevention & Safety |
| 2 | | | | | | | | | | | |
| 227 | ARRA - Title I - Low Income | 4851 | | | | | | | | | |
| 228 | ARRA - Title I - Neglected, Private | 4852 | | | | | | | | | |
| 229 | ARRA - Title I - Delinquent, Private | 4853 | | | | | | | | | |
| 230 | ARRA - Title I - School Improvement (Part A) | 4854 | | | | | | | | | |
| 231 | ARRA - Title I - School Improvement (Section 1003g) | 4855 | | | | | | | | | |
| 232 | ARRA - IDEA - Part B - Preschool | 4856 | | | | | | | | | |
| 233 | ARRA - IDEA - Part B - Flow-Through | 4857 | | | | | | | | | |
| 234 | ARRA - Title II - Technology - Formula | 4860 | | | | | | | | | |
| 235 | ARRA - Title II - Technology - Competitive | 4861 | | | | | | | | | |
| 236 | ARRA - McKinney - Vento Homeless Education | 4862 | | | | | | | | | |
| 237 | ARRA - Child Nutrition Equipment Assistance | 4863 | | | | | | | | | |
| 238 | Impact Aid Formula Grants | 4864 | | | | | | | | | |
| 239 | Impact Aid Competitive Grants | 4865 | | | | | | | | | |
| 240 | Qualified Zone Academy Bond Tax Credits | 4866 | | | | | | | | | |
| 241 | Qualified School Construction Bond Credits | 4867 | | | | | | | | | |
| 242 | Build America Bond Tax Credits | 4868 | | | | | | | | | |
| 243 | Build America Bond Interest Reimbursement | 4869 | | | | | | | | | |
| 244 | ARRA - General State Aid - Other Government Services Stabilization | 4870 | | | | | | | | | |
| 245 | Other ARRA Funds - II | 4871 | | | | | | | | | |
| 246 | Other ARRA Funds - III | 4872 | | | | | | | | | |
| 247 | Other ARRA Funds - IV | 4873 | | | | | | | | | |
| 248 | Other ARRA Funds - V | 4874 | | | | | | | | | |
| 249 | ARRA - Early Childhood | 4875 | | | | | | | | | |
| 250 | Other ARRA Funds - VII | 4876 | | | | | | | | | |
| 251 | Other ARRA Funds - VIII | 4877 | | | | | | | | | |
| 252 | Other ARRA Funds - IX | 4878 | | | | | | | | | |
| 253 | Other ARRA Funds - X | 4879 | | | | | | | | | |
| 254 | Other ARRA Funds - Ed Job Fund Program | 4880 | | | | | | | | | |
| 255 | Total Stimulus Programs | | 0 | 0 | 0 | 0 | 0 | 0 | | 0 | 0 |
| 256 | Race to the Top Program | 4901 | | | | | | | | | |
| 257 | Race to the Top - Preschool Expansion Grant | 4902 | | | | | | | | | |
| 258 | Title III - Instruction for English Learners & Immigrant Students | 4905 | | | | | | | | | |
| 259 | Title III - English Language Acquisition | 4909 | | | | | | | | | |
| 260 | McKinney Education for Homeless Children | 4920 | | | | | | | | | |
| 261 | Title II - Eisenhower - Professional Development Formula | 4930 | | | | | | | | | |
| 262 | Title II - Teacher Quality | 4932 | | | | 50,295 | | | | | |
| 263 | Title II - Part A - Supporting Effective Instruction - State Grants | 4935 | | | | | | | | | |
| 264 | Federal Charter Schools | 4960 | | | | | | | | | |
| 265 | State Assessment Grants | 4981 | | | | | | | | | |
| 266 | Grant for State Assessments and Related Activities | 4982 | | | | | | | | | |
| 267 | Medicaid Matching Funds - Administrative Outreach | 4991 | | | | 18,000 | | | | | |
| 268 | Medicaid Matching Funds - Fee-for-Service Program | 4992 | | | | 20,000 | | | | | |
| 269 | Other Restricted Grants Received from Fed. Govt. thru State (Describe & Itemize) | 4998 | | | | 315,094 | | | | | |
| 270 | Total Restricted Grants-In-Aid Received from Federal Govt. Thru the State | | 1,359,255 | 0 | 0 | 78,000 | 0 | | | | |
| 271 | TOTAL RECEIPTS/REVENUES FROM FEDERAL SOURCES | 4000 | 1,359,255 | 0 | 0 | 78,000 | 0 | 0 | 0 | 0 | 0 |
| 272 | TOTAL DIRECT RECEIPTS/REVENUES (without Student Activity Funds 1799) | | 9,052,537 | 1,009,070 | 0 | | | 445,800 | 43,633 | 308,200 | 42,533 |
| 273 | TOTAL DIRECT RECEIPTS/REVENUES (with Student Activity Funds 1799) | | 9,203,566 | | | 855,391 | 393,890 | | | | |

| A | | B | C | D | E | F | G | H | I | J | K |
|---------------------------------------|---|-------------|-----------|-------------------|--------------------|----------------------|----------------|---------------|---------------------------|----------------------|-----------|
| Description: Enter Whole Numbers Only | | Func# | Salaries | Employee Benefits | Purchased Services | Supplies & Materials | Capital Outlay | Other Objects | Non-Capitalized Equipment | Termination Benefits | Total |
| 10 - EDUCATIONAL FUND (ED) | | 1000 | | | | | | | | | |
| 4 | Regular Programs | 1100 | 2,838,927 | 555,800 | 55,510 | 134,194 | | 250 | | | 3,584,681 |
| 5 | Tuition Payment to Charter Schools | 1115 | | | | | | | | | 0 |
| 6 | Pre-K Programs | 1125 | 94,300 | 21,000 | 4,000 | 10,000 | 700 | | | | 130,000 |
| 7 | Special Education Programs (Functions 1200 - 1220) | 1200 | 564,800 | 125,732 | 610 | 11,000 | 2,000 | | | | 704,142 |
| 8 | Special Education Programs Pre-K | 1225 | | | | | | | | | 0 |
| 9 | Remedial and Supplemental Programs K-12 | 1250 | 233,500 | 41,137 | 15,784 | 48,811 | 40,022 | | | | 379,254 |
| 10 | Remedial and Supplemental Programs Pre-K | 1275 | | | | | | | | | 0 |
| 11 | Adult/Continuing Education Programs | 1300 | | | | | | | | | 0 |
| 12 | CTE Programs | 1400 | 232,985 | 42,902 | 7,150 | 28,462 | 9,600 | | | | 321,099 |
| 13 | Intercollegiate Programs | 1500 | 75,699 | 1,267 | 36,200 | 18,100 | 6,118 | 17,900 | | | 155,284 |
| 14 | Summer School Programs | 1600 | | | | | | | | | 0 |
| 15 | Gifted Programs | 1650 | | | | | | | | | 0 |
| 16 | Driver's Education Programs | 1700 | 73,310 | 11,190 | 200 | 200 | | | | | 84,900 |
| 17 | Bilingual Programs | 1800 | | | | | | | | | 0 |
| 18 | Truant Alternative & Optional Programs | 1900 | | | | | | | | | 0 |
| 19 | Pre-K Programs - Private Tuition | 1910 | | | | | | | | | 0 |
| 20 | Regular K-12 Programs - Private Tuition | 1911 | | | | | | | | | 0 |
| 21 | Special Education Programs K-12 Private Tuition | 1912 | | | | | | | | | 0 |
| 22 | Special Education Programs Pre-K Tuition | 1913 | | | | | | | | | 0 |
| 23 | Remedial/Supplemental Programs K-12 Private Tuition | 1914 | | | | | | | | | 0 |
| 24 | Remedial/Supplemental Programs Pre-K Private Tuition | 1915 | | | | | | | | | 0 |
| 25 | Adult/Continuing Education Programs Private Tuition | 1916 | | | | | | | | | 0 |
| 26 | CTE Programs Private Tuition | 1917 | | | | | | | | | 0 |
| 27 | Intercollegiate Programs Private Tuition | 1918 | | | | | | | | | 0 |
| 28 | Summer School Programs Private Tuition | 1919 | | | | | | | | | 0 |
| 29 | Gifted Programs Private Tuition | 1920 | | | | | | | | | 0 |
| 30 | Bilingual Programs Private Tuition | 1921 | | | | | | | | | 0 |
| 31 | Truants Alternative/Op Ed Programs Private Tuition | 1922 | | | | | | | | | 0 |
| 32 | Student Activity Fund Expenditures | 1999 | | | | | | 148,165 | | | 148,165 |
| 33 | Total Instruction ¹⁴ (Without Student Activity Funds 1999) | 1000 | 4,113,521 | 799,028 | 119,454 | 250,767 | 58,440 | 18,150 | 0 | 0 | 5,359,360 |
| 34 | Total Instruction ¹⁴ (With Student Activity Funds 1999) | 1000 | 4,113,521 | 799,028 | 119,454 | 250,767 | 58,440 | 166,315 | 0 | 0 | 5,507,525 |
| 35 | SUPPORT SERVICES (ED) | 2000 | | | | | | | | | |
| 36 | Support Services - Pupil | 2100 | | | | | | | | | |
| 37 | Attendance and Social Work Services | 2110 | 42,953 | 16 | | 500 | | | | | 42,969 |
| 38 | Guidance Services | 2120 | 59,000 | 19,440 | | | | | | | 78,940 |
| 39 | Health Services | 2130 | 105,000 | 20,780 | 2,000 | 3,000 | | | | | 130,780 |
| 40 | Psychological Services | 2140 | | | | | | | | | 0 |
| 41 | Speech Pathology & Audiology Services | 2150 | 100,000 | 17,400 | 1,366 | 2,000 | 1,000 | | | | 121,766 |
| 42 | Other Support Services - Pupils (Describe & Itemize) | 2190 | 26,000 | 300 | | | | | | | 26,300 |
| 43 | Total Support Services - Pupil | 2100 | 332,953 | 57,936 | 3,366 | 5,500 | 1,000 | 0 | 0 | 0 | 400,755 |
| 44 | Support Services - Instructional Staff | 2200 | | | | | | | | | |
| 45 | Improvement of Instruction Services | 2210 | 102,046 | 19,828 | 52,572 | | 210,000 | 100,000 | | | 484,446 |
| 46 | Educational Media Services | 2220 | 81,287 | 19,692 | 9,847 | 9,951 | 15,000 | 225 | | | 126,155 |
| 47 | Assessment & Testing | 2230 | | | | | | 9,847 | | | 9,847 |
| 48 | Total Support Services - Instructional Staff | 2200 | 183,333 | 39,520 | 62,419 | 9,951 | 225,000 | 100,225 | 0 | 0 | 620,448 |
| 49 | Support Services - General Administration | 2300 | | | | | | | | | |
| 50 | Board of Education Services | 2310 | | | | 2,000 | | 6,500 | | | 42,250 |
| 51 | Executive Administration Services | 2320 | 124,000 | 20,000 | 4,095 | 100 | | | | | 148,195 |
| 52 | Special Area Administration Services | 2330 | | | | | | | | | 0 |
| 53 | Tort Immunity Services | 2361, 2365 | | | | | | | | | 0 |
| 54 | Total Support Services - General Administration | 2300 | 124,000 | 20,000 | 37,845 | 2,100 | 0 | 6,500 | 0 | 0 | 190,445 |
| 55 | Support Services - School Administration | 2400 | | | | | | | | | |
| 56 | Office of the Principal Services | 2410 | 488,500 | 70,130 | 540 | 40,500 | | | | | 599,670 |
| 57 | Other Support Services - School Administration (Describe & Itemize) | 2490 | | | | | | | | | 0 |
| 58 | Total Support Services - School Administration | 2400 | 488,500 | 70,130 | 540 | 40,500 | 0 | 0 | 0 | 0 | 599,670 |
| 59 | Support Services - Business | 2500 | | | | | | | | | |
| 60 | Direction of Business Support Services | 2510 | | | | | | | | | 0 |
| 61 | Fiscal Services | 2520 | 37,000 | 12 | 500 | 200 | 799 | | | | 38,511 |
| 62 | | | | | | | | | | | |

| A | | B | C | D | E | F | G | H | I | J | K |
|---------------------------------------|--|---------|-----------|-----------|---------|---------|---------|---------|-------|-------|-----------|
| Description: Enter Whole Numbers Only | | Funct # | (100) | (200) | (300) | (400) | (500) | (600) | (700) | (800) | (900) |
| 1 | | | | | | | | | | | |
| 2 | Operation & Maintenance of Plant Services | 2540 | | | | | | | | | 24,800 |
| 63 | Pupil Transportation Services | 2550 | | | 24,800 | | | | | | 0 |
| 64 | Food Services | 2560 | 252,500 | 88,574 | 6,728 | 443,502 | 65,502 | | | | 856,806 |
| 65 | Internal Services | 2570 | | | | | | | | | 0 |
| 66 | Total Support Services - Business | 2500 | 289,500 | 88,586 | 32,028 | 443,702 | 66,301 | 0 | 0 | 0 | 920,117 |
| 67 | Support Services - Central | 2600 | | | | | | | | | |
| 68 | Direction of Central Support Services | 2610 | | | | | | | | | 0 |
| 69 | Planning, Research, Development & Evaluation Services | 2620 | | | | | | | | | 0 |
| 70 | Information Services | 2630 | | | | | | | | | 0 |
| 71 | Staff Services | 2640 | | | | | | | | | 0 |
| 72 | Data Processing Services | 2660 | | | | | | | | | 0 |
| 73 | Total Support Services - Central | 2600 | 0 | 0 | 0 | 0 | 0 | 0 | 0 | 0 | 0 |
| 74 | Other Support Services - Misc. (Describe & Itemize) | 2900 | | | | | | | | | 0 |
| 75 | Total Support Services | 2000 | 1,418,286 | 276,172 | 136,198 | 501,753 | 292,301 | 106,725 | 0 | 0 | 2,731,435 |
| 76 | COMMUNITY SERVICES (ED) | 3000 | 21,030 | 7,012 | 7,400 | 466 | 14,745 | | | | 50,653 |
| 77 | PAYMENTS TO OTHER DIST & GOVT UNITS (ED) | 4100 | | | | | | | | | |
| 78 | Payments to Other Dist & Govt Units (In-State) | 4110 | | | | | | | | | 0 |
| 79 | Payments for Regular Programs | 4120 | | | 575,187 | | | | | | 575,187 |
| 80 | Payments for Special Education Programs | 4130 | | | 6,000 | | | | | | 6,000 |
| 81 | Payments for Adult/Continuing Education Programs | 4140 | | | | | | | | | 0 |
| 82 | Payments for CTE Programs | 4170 | | | | | | | | | 0 |
| 83 | Other Payments to In-State Govt Units - Programs (Describe & Itemize) | 4190 | | | 14,500 | | | | | | 14,500 |
| 84 | Total Payments to Other Dist & Govt Units (In-State) | 4100 | | | 595,687 | | | 0 | | | 595,687 |
| 85 | Payments for Regular Programs - Tuition | 4210 | | | | | | | | | 0 |
| 86 | Payments for Special Education Programs - Tuition | 4220 | | | | | | | | | 0 |
| 87 | Payments for Adult/Continuing Education Programs - Tuition | 4230 | | | | | | | | | 0 |
| 88 | Payments for CTE Programs - Tuition | 4240 | | | | | | | | | 0 |
| 89 | Payments for Community College Programs - Tuition | 4270 | | | | | | | | | 0 |
| 90 | Other Payments to In-State Govt Units - Tuition (Describe & Itemize) | 4280 | | | | | | | | | 0 |
| 91 | Total Payments to Other Dist & Govt Units (In-State) | 4200 | | | | | | 0 | | | 0 |
| 92 | Payments for Regular Programs - Transfers | 4310 | | | | | | | | | 0 |
| 93 | Payments for Special Education Programs - Transfers | 4320 | | | | | | | | | 0 |
| 94 | Payments for Adult/Continuing Ed Programs - Transfers | 4330 | | | | | | | | | 0 |
| 95 | Payments for CTE Programs - Transfers | 4340 | | | | | | | | | 0 |
| 96 | Payments for Community College Program - Transfers | 4370 | | | | | | | | | 0 |
| 97 | Payments for Other Programs - Transfers | 4380 | | | | | | | | | 0 |
| 98 | Other Payments to In-State Govt Units - Transfers (Describe & Itemize) | 4390 | | | 0 | | | 0 | | | 0 |
| 99 | Total Payments to Other Dist & Govt Units (Out of State) | 4400 | | | | | | 0 | | | 0 |
| 100 | Total Payments to Other Dist & Govt Units | 4000 | | | 595,687 | | | 0 | | | 595,687 |
| 101 | DEBT SERVICE (ED) | 5000 | | | | | | | | | |
| 102 | Debt Service - Interest on Short-Term Debt | 5100 | | | | | | | | | 0 |
| 103 | Tax Anticipation Warrants | 5110 | | | | | | | | | 0 |
| 104 | Tax Anticipation Notes | 5120 | | | | | | | | | 0 |
| 105 | Corporate Personal Property Regl Tax Anticipated Notes | 5130 | | | | | | | | | 0 |
| 106 | State Aid Anticipation Certificates | 5140 | | | | | | | | | 0 |
| 107 | Other Interest on Short-Term Debt (Describe & Itemize) | 5150 | | | | | | | | | 0 |
| 108 | Total Debt Service - Interest on Short-Term Debt | 5100 | | | | | | | | | 0 |
| 109 | Debt Service - Interest on Long-Term Debt | 5200 | | | | | | | | | 0 |
| 110 | Total Debt Service | 5000 | | | | | | | | | 0 |
| 111 | PROVISION FOR CONTINGENCIES (ED) | 6000 | | | | | | | | | 0 |
| 112 | Total Direct Disbursements/Expenditures (without Student Activity Funds (1999)) | | 5,552,837 | 1,082,212 | 858,739 | 752,986 | 365,486 | 124,875 | 0 | 0 | 8,737,135 |
| 113 | Total Direct Disbursements/Expenditures (with Student Activity Funds (1999)) | | 5,552,837 | 1,082,212 | 858,739 | 752,986 | 365,486 | 273,040 | 0 | 0 | 8,885,300 |
| 114 | Excess (Deficiency) of Receipts/Revenues Over Disbursements/Expenditures (without Student Activity Funds 1999) | | | | | | | | | | 315,402 |
| 115 | Excess (Deficiency) of Receipts/Revenues Over Disbursements/Expenditures (with Student Activity Funds 1999) | | | | | | | | | | 318,266 |

/Volumes/Walker/Budgets/Budget FY2024/SDJAB2024FORM Updated with EBF - Red Hill Budget Form.xlsx

| A | | B | C | D | E | F | G | H | I | J | K |
|---------------------------------------|--|---------|---------|---------|---------|---------|---------|-------|-------|-------|-----------|
| Description: Enter Whole Numbers Only | | Funct # | (100) | (200) | (300) | (400) | (500) | (600) | (700) | (800) | (900) |
| 1 | | | | | | | | | | | |
| 2 | | | | | | | | | | | |
| 178 | Total Direct Disbursements/Expenditures | | | | | | | | | | 0 |
| 179 | Excess (Deficiency) of Receipts/Revenues Over Disbursements/Expenditures | | | | 0 | | | | | | 0 |
| 180 | | | | | | | | | | | |
| 181 | 40 - TRANSPORTATION FUND (TR) | | | | | | | | | | |
| 182 | SUPPORT SERVICES (TR) | 2000 | | | | | | | | | |
| 183 | Support Services - Pupils | 2100 | | | | | | | | | |
| 184 | Other Support Services - Pupils (Describe & Itemize) | 2100 | | | | | | | | | 0 |
| 185 | Support Services - Business | | | | | | | | | | |
| 186 | Pupil Transportation Services | 2550 | 292,864 | 92,401 | 228,048 | 161,971 | 194,572 | | | | 969,856 |
| 187 | Other Support Services - Business (Describe & Itemize) | 2900 | | | | | | | | | 0 |
| 188 | Total Support Services | 2000 | 292,864 | 92,401 | 228,048 | 161,971 | 194,572 | | 0 | 0 | 969,856 |
| 189 | COMMUNITY SERVICES (TR) | 3000 | | | | | | | | | 0 |
| 190 | PAYMENTS TO OTHER DIST & GOVT UNITS (TR) | 4000 | | | | | | | | | |
| 191 | Payments to Other Dist & Govt Units (In-State) | 4100 | | | | | | | | | |
| 192 | Payments for Regular Program | 4110 | | | | | | | | | 0 |
| 193 | Payments for Special Education Programs | 4120 | | | | | | | | | 0 |
| 194 | Payments for Adult/Continuing Education Programs | 4130 | | | | | | | | | 0 |
| 195 | Payments for CTE Programs | 4140 | | | | | | | | | 0 |
| 196 | Payments for Community College Programs | 4170 | | | | | | | | | 0 |
| 197 | Other Payments to In-State Govt Units - Programs (Describe & Itemize) | 4190 | | | | | | | | | 0 |
| 198 | Total Payments to Other Dist & Govt Units (In-State) | 4100 | | | 0 | | | | 0 | | 0 |
| 199 | Payments to Other Dist & Govt Units (Out-of-State) (Describe & Itemize) | 4400 | | | | | | | | | 0 |
| 200 | Total Payments to Other Dist & Govt Units | 4000 | | | 0 | | | | 0 | | 0 |
| 201 | DEBT SERVICE (TR) | 5000 | | | | | | | | | |
| 202 | Debt Service - Interest on Short-Term Debt | 5100 | | | | | | | | | |
| 203 | Tax Anticipation Warrants | 5110 | | | | | | | | | 0 |
| 204 | Corporate Personal Prop Regl Tax Anticipation Notes | 5120 | | | | | | | | | 0 |
| 205 | State Aid Anticipation Certificates | 5130 | | | | | | | | | 0 |
| 206 | Other Interest on Short-Term Debt (Describe & Itemize) | 5140 | | | | | | | | | 0 |
| 207 | Total Debt Service - Interest on Short-Term Debt | 5100 | | | | | | | 0 | | 0 |
| 208 | | | | | | | | | | | |
| 209 | Debt Service - Interest on Long-Term Debt | 5200 | | | | | | | | | 0 |
| 210 | Debt Service - Payments of Principal on Long-Term Debt ¹⁵ (Lease/Purchase Principal Retired) (Describe & Itemize) | 5300 | | | | | | | | | 0 |
| 211 | Debt Service - Other (Describe & Itemize) | 5400 | | | | | | | | | 0 |
| 212 | Total Debt Service | 5000 | | | | | | | 0 | | 0 |
| 213 | PROVISION FOR CONTINGENCIES (TR) | 6000 | | | | | | | | | |
| 214 | Total Direct Disbursements/Expenditures | | 292,864 | 92,401 | 228,048 | 161,971 | 194,572 | | 0 | 0 | 969,856 |
| 215 | Excess (Deficiency) of Receipts/Revenues Over Disbursements/Expenditures | | | | | | | | | | (114,455) |
| 216 | | | | | | | | | | | |
| 217 | 50 - MUNICIPAL RETIREMENT/SOC SEC FUND (MR/SS) | | | | | | | | | | |
| 218 | INSTRUCTION (MR/SS) | 1000 | | | | | | | | | |
| 219 | Regular Program | 1100 | | 35,099 | | | | | | | 35,099 |
| 220 | Pre-K Programs | 1125 | | 30,979 | | | | | | | 30,979 |
| 221 | Special Education Programs (Functions 1200-1220) | 1200 | | 31,299 | | | | | | | 31,299 |
| 222 | Special Education Programs Pre-K | 1225 | | | | | | | | | 0 |
| 223 | Remedial and Supplemental Programs K-12 | 1250 | | 24,655 | | | | | | | 24,655 |
| 224 | Remedial and Supplemental Programs Pre-K | 1275 | | | | | | | | | 0 |
| 225 | Adult/Continuing Education Programs | 1300 | | | | | | | | | 0 |
| 226 | CTE Programs | 1400 | | 3,004 | | | | | | | 3,004 |
| 227 | Interscholastic Programs | 1500 | | 3,305 | | | | | | | 3,305 |
| 228 | Summer School Programs | 1600 | | | | | | | | | 0 |
| 229 | Gifted Programs | 1650 | | | | | | | | | 0 |
| 230 | Driver's Education Programs | 1700 | | 1,100 | | | | | | | 1,100 |
| 231 | Bilingual Programs | 1800 | | | | | | | | | 0 |
| 232 | Truant Alternative & Optional Programs | 1900 | | | | | | | | | 0 |
| 233 | Total Instruction | 1000 | | 129,451 | | | | | | | 129,451 |
| 234 | SUPPORT SERVICES (MR/SS) | 2000 | | | | | | | | | |
| 235 | Support Services - Pupil | 2100 | | | | | | | | | |

| A | | B | C | D | E | F | G | H | I | J | K |
|---------------------------------------|--|---------|----------|-------------------|--------------------|----------------------|----------------|---------------|---------------------------|----------------------|----------|
| Description: Enter Whole Numbers Only | | Funct # | (100) | (200) | (300) | (400) | (500) | (600) | (700) | (800) | (900) |
| | | | Salaries | Employee Benefits | Purchased Services | Supplies & Materials | Capital Outlay | Other Objects | Non-Capitalized Equipment | Termination Benefits | Total |
| 1 | | | | | | | | | | | |
| 2 | Attendance & Social Work Services | 2110 | | 852 | | | | | | | 852 |
| 236 | Guidance Services | 2120 | | 650 | | | | | | | 650 |
| 237 | Health Services | 2130 | | 5,459 | | | | | | | 5,459 |
| 238 | Psychological Services | 2140 | | | | | | | | | 0 |
| 239 | Speech Pathology & Audiology Services | 2150 | | 1,500 | | | | | | | 1,500 |
| 240 | Other Support Services - Pupils (Describe & Itemize) | 2190 | | 1,310 | | | | | | | 1,310 |
| 241 | Total Support Services - Pupil | 2100 | | 9,771 | | | | | | | 9,771 |
| 242 | Support Services - Instructional Staff | 2200 | | | | | | | | | |
| 243 | Improvement of Instruction Services | 2210 | | 19,210 | | | | | | | 19,210 |
| 244 | Educational Media Services | 2220 | | 14,397 | | | | | | | 14,397 |
| 245 | Assessment & Testing | 2230 | | | | | | | | | 0 |
| 246 | Total Support Services - Instructional Staff | 2200 | | 33,607 | | | | | | | 33,607 |
| 247 | Support Services - General Administration | 2300 | | | | | | | | | |
| 248 | Board of Education Services | 2310 | | | | | | | | | 0 |
| 249 | Executive Administration Services | 2320 | | 11,396 | | | | | | | 11,396 |
| 250 | Special Area Administrative Services | 2330 | | | | | | | | | 0 |
| 251 | Claims Paid from Self Insurance Fund | 2361 | | | | | | | | | 0 |
| 252 | Risk Management and Claims Services Payments | 2365 | | 11,396 | | | | | | | 11,396 |
| 253 | Total Support Services - General Administration | 2300 | | | | | | | | | 0 |
| 254 | Support Services - School Administration | 2400 | | | | | | | | | |
| 255 | Office of the Principal Services | 2410 | | 54,600 | | | | | | | 54,600 |
| 256 | Other Support Services - School Administration (Describe & Itemize) | 2490 | | | | | | | | | 0 |
| 257 | Total Support Services - School Administration | 2400 | | 54,600 | | | | | | | 54,600 |
| 258 | Support Services - Business | 2500 | | | | | | | | | |
| 259 | Direction of Business Support Services | 2510 | | | | | | | | | 0 |
| 260 | Fiscal Services | 2520 | | 6,699 | | | | | | | 6,699 |
| 261 | Facilities Acquisition & Construction Services | 2530 | | | | | | | | | 0 |
| 262 | Operation & Maintenance of Plant Service | 2540 | | 71,399 | | | | | | | 71,399 |
| 263 | Pupil Transportation Services | 2550 | | 47,912 | | | | | | | 47,912 |
| 264 | Food Services | 2560 | | 40,788 | | | | | | | 40,788 |
| 265 | Internal Services | 2570 | | | | | | | | | 0 |
| 266 | Total Support Services - Business | 2500 | | 166,798 | | | | | | | 166,798 |
| 267 | Support Services - Central | 2600 | | | | | | | | | |
| 268 | Direction of Central Support Services | 2610 | | | | | | | | | 0 |
| 269 | Planning, Research, Development & Evaluation Services | 2620 | | | | | | | | | 0 |
| 270 | Information Services | 2630 | | | | | | | | | 0 |
| 271 | Staff Services | 2640 | | | | | | | | | 0 |
| 272 | Data Processing Services | 2660 | | | | | | | | | 0 |
| 273 | Total Support Services - Central | 2600 | | 0 | | | | | | | 0 |
| 274 | Other Support Services - Misc. (Describe & Itemize) | 2900 | | | | | | | | | 0 |
| 275 | Total Support Services | 2000 | | 276,172 | | | | | | | 276,172 |
| 276 | COMMUNITY SERVICES (MR/SS) | 3000 | | 1,420 | | | | | | | 1,420 |
| 277 | PAYMENTS TO OTHER DIST & GOVT UNITS (MR/SS) | 4000 | | | | | | | | | |
| 278 | Payments for Regular Programs | 4110 | | | | | | | | | 0 |
| 279 | Payments for Special Education Programs | 4120 | | | | | | | | | 0 |
| 280 | Payments for CTE Programs | 4140 | | | | | | | | | 0 |
| 281 | Total Payments to Other Dist & Govt Units | 4000 | | 0 | | | | | | | 0 |
| 282 | DEBT SERVICE (MR/SS) | 5000 | | | | | | | | | |
| 283 | Debt Service - Interest on Short-Term Debt | 5100 | | | | | | | | | |
| 284 | Tax Anticipation Warrants | 5110 | | | | | | | | | 0 |
| 285 | Tax Anticipation Notes | 5120 | | | | | | | | | 0 |
| 286 | Corporate Personal Prop Repl Tax Anticipation Notes | 5130 | | | | | | | | | 0 |
| 287 | State Aid Anticipation Certificates | 5140 | | | | | | | | | 0 |
| 288 | Other Interest on Short-Term Debt (Describe & Itemize) | 5150 | | | | | | | | | 0 |
| 289 | Total Debt Service | 5000 | | | | | | | | | 0 |
| 290 | PROVISION FOR CONTINGENCIES (MR/SS) | 6000 | | | | | | | | | |
| 291 | Total Direct Disbursements/Expenditures | | | 407,043 | | | | | | | 407,043 |
| 292 | Excess (Deficiency) of Receipts/Revenues Over Disbursements/Expenditures | | | | | | | | | | (13,153) |
| 293 | | | | | | | | | | | |
| 294 | | | | | | | | | | | |
| 295 | 60 - CAPITAL PROJECTS (CP) | | | | | | | | | | |

| A | | B | C | D | E | F | G | H | I | J | K |
|---------------------------------------|--|---------|----------|-------------------|--------------------|----------------------|----------------|---------------|---------------------------|----------------------|---------|
| Description: Enter Whole Numbers Only | | Funct # | (100) | (200) | (300) | (400) | (500) | (600) | (700) | (800) | (900) |
| | | | Salaries | Employee Benefits | Purchased Services | Supplies & Materials | Capital Outlay | Other Objects | Non-Capitalized Equipment | Termination Benefits | Total |
| 1 | | | | | | | | | | | |
| 2 | | | | | | | | | | | |
| 296 | SUPPORT SERVICES (CP) | 2000 | | | | | | | | | |
| 297 | Support Services - Business | | | | | | | | | | |
| 298 | Facilities Acquisition & Construction Services | 2530 | | | | | | | | | |
| 299 | Other Support Services - Business (Describe & Itemize) | 2900 | | | | | 368,110 | | | | 368,110 |
| 300 | Total Support Services | 2000 | 0 | 0 | 0 | 0 | 368,110 | 0 | 0 | 0 | 368,110 |
| 301 | PAYMENTS TO OTHER DIST & GOVT UNITS (CP) | 4000 | | | | | | | | | |
| 302 | Payments to Other Dist & Govt Units (In-State) | 4100 | | | | | | | | | |
| 303 | Payments to Regular Programs | 4110 | | | | | | | | | 0 |
| 304 | Payment for Special Education Programs | 4120 | | | | | | | | | 0 |
| 305 | Payment for CTE Programs | 4140 | | | | | | | | | 0 |
| 306 | Payments to Other Govt Units - Programs (In-State) (Describe & Itemize) | 4190 | | | | | | | | | 0 |
| 307 | Total Payments to Other Districts & Govt Units | 4000 | | | 0 | | | 0 | | | 0 |
| 308 | PROVISION FOR CONTINGENCIES (CP) | | | | | | | | | | |
| 309 | Total Direct Disbursements/Expenditures | 6000 | | | | | | | | | 368,110 |
| 310 | Excess (Deficiency) of Receipts/Revenues Over Disbursements/Expenditures | | 0 | 0 | 0 | 0 | 368,110 | 0 | 0 | | 77,690 |
| 311 | | | | | | | | | | | |
| 312 | 70 WORKING CASH FUND (WC) | | | | | | | | | | |
| 313 | | | | | | | | | | | |
| 314 | 80 - TORT FUND (TF) | | | | | | | | | | |
| 315 | INSTRUCTION (TF) | 1000 | | | | | | | | | |
| 316 | Regular Programs | 1100 | | | | | | | | | 0 |
| 317 | Tuition Payment to Charter Schools | 1115 | | | | | | | | | 0 |
| 318 | Pre-K Programs | 1125 | | | | | | | | | 0 |
| 319 | Special Education Programs (Functions 1200 - 1220) | 1200 | | | | | | | | | 0 |
| 320 | Special Education Programs Pre-K | 1225 | | | | | | | | | 0 |
| 321 | Remedial and Supplemental Programs K-12 | 1250 | | | | | | | | | 0 |
| 322 | Remedial and Supplemental Programs Pre-K | 1275 | | | | | | | | | 0 |
| 323 | Adult/Continuing Education Programs | 1300 | | | | | | | | | 0 |
| 324 | CTE Programs | 1400 | | | | | | | | | 0 |
| 325 | Interscholastic Programs | 1500 | | | | | | | | | 0 |
| 326 | Summer School Programs | 1600 | | | | | | | | | 0 |
| 327 | Gifted Programs | 1650 | | | | | | | | | 0 |
| 328 | Driver's Education Programs | 1700 | | | | | | | | | 0 |
| 329 | Bilingual Programs | 1800 | | | | | | | | | 0 |
| 330 | Truant Alternative & Optional Programs | 1900 | | | | | | | | | 0 |
| 331 | Pre-K Programs - Private Tuition | 1910 | | | | | | | | | 0 |
| 332 | Regular K-12 Programs Private Tuition | 1911 | | | | | | | | | 0 |
| 333 | Special Education Programs Private Tuition | 1912 | | | | | | | | | 0 |
| 334 | Special Education Programs Pre-K Tuition | 1913 | | | | | | | | | 0 |
| 335 | Remedial/Supplemental Programs K-12 Private Tuition | 1914 | | | | | | | | | 0 |
| 336 | Remedial/Supplemental Programs Pre-K Private Tuition | 1915 | | | | | | | | | 0 |
| 337 | Adult/Continuing Education Programs Private Tuition | 1916 | | | | | | | | | 0 |
| 338 | CTE Programs Private Tuition | 1917 | | | | | | | | | 0 |
| 339 | Interscholastic Programs Private Tuition | 1918 | | | | | | | | | 0 |
| 340 | Summer School Programs Private Tuition | 1919 | | | | | | | | | 0 |
| 341 | Gifted Programs Private Tuition | 1920 | | | | | | | | | 0 |
| 342 | Bilingual Programs Private Tuition | 1921 | | | | | | | | | 0 |
| 343 | Truant Alternative/Opt. Ed Programs Private Tuition | 1922 | | | | | | | | | 0 |
| 344 | Total Instruction* | 1000 | 0 | 0 | 0 | 0 | 0 | 0 | 0 | 0 | 0 |
| 345 | SUPPORT SERVICES (TF) | 2000 | | | | | | | | | |
| 346 | Support Services - Pupil | 2100 | | | | | | | | | |
| 347 | Attendance & Social Work Services | 2110 | | | | | | | | | 0 |
| 348 | Guidance Services | 2120 | | | | | | | | | 0 |
| 349 | Health Services | 2130 | | | | | | | | | 0 |
| 350 | Psychological Services | 2140 | | | | | | | | | 0 |
| 351 | Speech Pathology & Audiology Services | 2150 | | | | | | | | | 0 |
| 352 | Other Support Services - Pupils (Describe & Itemize) | 2190 | | | | | | | | | 0 |
| 353 | Total Support Services - Pupil | 2100 | 0 | 0 | 0 | 0 | 0 | 0 | 0 | 0 | 0 |
| 354 | Support Services - Instructional Staff | 2200 | | | | | | | | | |
| 355 | Improvement of Instruction Services | 2210 | | | | | | | | | 0 |

| A | | B | C | D | E | F | G | H | I | J | K |
|---------------------------------------|--|-------|--------|-------|---------|-------|-------|-------|-------|-------|---------|
| Description: Enter Whole Numbers Only | | Func# | (100) | (200) | (300) | (400) | (500) | (600) | (700) | (800) | (900) |
| 1 | | | | | | | | | | | |
| 2 | Educational Media Services | 2220 | | | | | | | | | 0 |
| 356 | Assessment & Testing | 2230 | | | | | | | | | 0 |
| 357 | | 2200 | 0 | 0 | 0 | 0 | 0 | 0 | 0 | 0 | 0 |
| 358 | Total Support Services - Instructional Staff | 2300 | | | | | | | | | |
| 359 | Support Services - General Administration | 2310 | | | | | | | | | 0 |
| 360 | Board of Education Services | 2320 | | | | | | | | | 43,354 |
| 361 | Executive Administration Services | 2330 | 39,500 | 3,854 | | | | | | | 0 |
| 362 | Special Area Administration Services | 2361 | | | 95,041 | | | | | | 95,041 |
| 363 | Claims Paid from Self Insurance Fund | 2365 | | | 119,142 | | | | | | 119,142 |
| 364 | Risk Management and Claims Services Payments | 2385 | | | 214,183 | | | | | | 257,537 |
| 365 | Total Support Services - General Administration | 2400 | 39,500 | 3,854 | | 0 | 0 | 0 | 0 | 0 | |
| 366 | Support Services - School Administration | 2410 | | | | | | | | | 47,559 |
| 367 | Office of the Principal Services | 2490 | 43,901 | 3,658 | | | | | | | 0 |
| 368 | Other Support Services - School Administration (Describe & Itemize) | 2400 | 43,901 | 3,658 | 0 | 0 | 0 | 0 | 0 | 0 | 47,559 |
| 369 | Total Support Services - School Administration | 2500 | | | | | | | | | |
| 370 | Support Services - Business | 2510 | | | | | | | | | 0 |
| 371 | Direction of Business Support Services | 2520 | | | | | | | | | 0 |
| 372 | Fiscal Services | 2530 | | | | | | | | | 0 |
| 373 | Facilities Acquisition & Construction Services | 2540 | | | 8,000 | | | | | | 8,000 |
| 374 | Operation & Maintenance of Plant Services | 2550 | | | | | | | | | 0 |
| 375 | Pupil Transportation Services | 2560 | | | | | | | | | 0 |
| 376 | Food Services | 2570 | | | | | | | | | 0 |
| 377 | Internal Services | 2580 | 0 | 0 | 8,000 | 0 | 0 | 0 | 0 | 0 | 8,000 |
| 378 | Total Support Services - Business | 2600 | | | | | | | | | |
| 379 | Support Services - Central | 2610 | | | | | | | | | 0 |
| 380 | Direction of Central Support Services | 2620 | | | | | | | | | 0 |
| 381 | Planning, Research, Development & Evaluation Services | 2630 | | | | | | | | | 0 |
| 382 | Information Services | 2640 | | | | | | | | | 0 |
| 383 | Staff Services | 2650 | | | | | | | | | 0 |
| 384 | Data Processing Services | 2660 | | | | | | | | | 0 |
| 385 | Total Support Services - Central | 2680 | 0 | 0 | 0 | 0 | 0 | 0 | 0 | 0 | 0 |
| 386 | Other Support Services - Misc. (Describe & Itemize) | 2900 | | | | | | | | | 0 |
| 387 | Total Support Services | 2000 | 83,401 | 7,512 | 222,183 | 0 | 0 | 0 | 0 | 0 | 313,096 |
| 388 | COMMUNITY SERVICES (TF) | 3000 | | | | | | | | | 0 |
| 389 | PAYMENTS TO OTHER DIST & GOVT UNITS (TF) | 4000 | | | | | | | | | |
| 390 | Payments to Other Dist & Govt Units (In-State) | 4100 | | | | | | | | | 0 |
| 391 | Payments for Regular Programs | 4110 | | | | | | | | | 0 |
| 392 | Payments for Special Education Programs | 4120 | | | | | | | | | 0 |
| 393 | Payments for Adult/Continuing Education Programs | 4130 | | | | | | | | | 0 |
| 394 | Payments for CTE Programs | 4140 | | | | | | | | | 0 |
| 395 | Payments for Community College Programs | 4170 | | | | | | | | | 0 |
| 396 | Other Payments to In-State Govt Units - Programs (Describe & Itemize) | 4190 | | | | | | | | | 0 |
| 397 | Total Payments to Other Dist & Govt Units (In-State) | 4100 | | | 0 | | | | | | 0 |
| 398 | Payments for Regular Programs - Tuition | 4210 | | | | | | | | | 0 |
| 399 | Payments for Special Education Programs - Tuition | 4220 | | | | | | | | | 0 |
| 400 | Payments for Adult/Continuing Education Programs - Tuition | 4230 | | | | | | | | | 0 |
| 401 | Payments for CTE Programs - Tuition | 4240 | | | | | | | | | 0 |
| 402 | Payments for Community College Programs - Tuition | 4270 | | | | | | | | | 0 |
| 403 | Payments for Other Programs - Tuition | 4280 | | | | | | | | | 0 |
| 404 | Other Payments to In-State Govt Units - Tuition (Describe & Itemize) | 4290 | | | | | | | | | 0 |
| 405 | Total Payments to Other Dist & Govt Units - Tuition (In State) | 4200 | | | | | | | | | 0 |
| 406 | Payments for Regular Programs - Transfers | 4310 | | | | | | | | | 0 |
| 407 | Payments for Special Education Programs - Transfers | 4320 | | | | | | | | | 0 |
| 408 | Payments for Adult/Continuing Ed Programs - Transfers | 4330 | | | | | | | | | 0 |
| 409 | Payments for CTE Programs - Transfers | 4340 | | | | | | | | | 0 |
| 410 | Payments for Community College Program - Transfers | 4370 | | | | | | | | | 0 |
| 411 | Payments for Other Programs - Transfers | 4380 | | | | | | | | | 0 |
| 412 | Other Payments to In-State Govt Units - Transfers (Describe & Itemize) | 4390 | | | | | | | | | 0 |
| 413 | Total Payments to Other Dist & Govt Units-Transfers (In State) | 4300 | | | 0 | | | | | | 0 |
| 414 | Payments to Other Dist & Govt Units (Out of State) | 4400 | | | | | | | | | 0 |
| 415 | Total Payments to Other Dist & Govt Units | 4000 | | | 0 | | | | | | 0 |

| A | | B | C | D | E | F | G | H | I | J | K |
|---------------------------------------|--|---------|----------|-------------------|--------------------|----------------------|----------------|---------------|---------------------------|----------------------|---------|
| Description: Enter Whole Numbers Only | | Funct # | (100) | (200) | (300) | (400) | (500) | (600) | (700) | (800) | (900) |
| | | | Salaries | Employee Benefits | Purchased Services | Supplies & Materials | Capital Outlay | Other Objects | Non-Capitalized Equipment | Termination Benefits | Total |
| 1 | | | | | | | | | | | |
| 2 | | | | | | | | | | | |
| 416 | DEBT SERVICE (IT) | 5000 | | | | | | | | | |
| 417 | Debt Service - Interest on Short-Term Debt | | | | | | | | | | |
| 418 | Tax Anticipation Warrants | 5110 | | | | | | | | | 0 |
| 419 | Tax Anticipation Notes | 5120 | | | | | | | | | 0 |
| 420 | Corporate Personal Property Replacement Tax Anticipation Notes | 5130 | | | | | | | | | 0 |
| 421 | State Aid Anticipation Certificates | 5140 | | | | | | | | | 0 |
| 422 | Other Interest or Short-Term Debt (Describe & Itemize) | 5150 | | | | | | | | | 0 |
| 423 | Debt Service - Interest on Long-Term Debt | 5200 | | | | | | | | | 0 |
| 424 | Debt Service - Payments of Principal on Long-Term Debt ¹⁵ (Lease/Purchase Principal Retired) (Describe & Itemize) | 5300 | | | | | | | | | 0 |
| 425 | Debt Service - Other (Describe & Itemize) | 5400 | | | | | | | | | 0 |
| 426 | Total Debt Service | 5000 | | | 0 | | | | 0 | | 0 |
| 427 | PROVISION FOR CONTINGENCIES (IT) | 6000 | | | | | | | | | 0 |
| 428 | Total Direct Disbursements/Expenditures | | 83,401 | 7,512 | 222,183 | 0 | 0 | 0 | 0 | 0 | 313,096 |
| 429 | Excess (Deficiency) of Receipts/Revenues Over Disbursements/Expenditures | | | | | | | | | | (4,896) |
| 430 | | | | | | | | | | | |
| 431 | 90 - FIRE PREVENTION & SAFETY FUND (FP&S) | | | | | | | | | | |
| 432 | SUPPORT SERVICES (FP&S) | 2000 | | | | | | | | | |
| 433 | Support Services - Business | 2500 | | | | | | | | | 0 |
| 434 | Facilities Acquisition & Construction Services | 2530 | | | | | | | | | 0 |
| 435 | Operation & Maintenance of Plant Service | 2540 | | | | | | | | | 0 |
| 436 | Total Support Services - Business | 2500 | 0 | 0 | 0 | 0 | 0 | 0 | 0 | 0 | 0 |
| 437 | Other Support Services - Misc. (Describe & Itemize) | 2900 | | | | | | | | | 0 |
| 438 | Total Support Services | 2000 | 0 | 0 | 0 | 0 | 0 | 0 | 0 | 0 | 0 |
| 439 | PAYMENTS TO OTHER DISTRICTS & GOVT UNITS (FP&S) | 4000 | | | | | | | | | |
| 440 | Payments to Regular Programs | 4110 | | | | | | | | | 0 |
| 441 | Payments to Special Education Programs | 4120 | | | | | | | | | 0 |
| 442 | Other Payments to In-State Govt Units - Programs (Describe & Itemize) | 4130 | | | | | | | | | 0 |
| 443 | Total Payments to Other Districts & Govt Units (FP&S) | 4000 | | | | | | 0 | | | 0 |
| 444 | DEBT SERVICE (FP&S) | 5000 | | | | | | | | | |
| 445 | Debt Service - Interest on Short-Term Debt | 5100 | | | | | | | | | 0 |
| 446 | Tax Anticipation Warrants | 5110 | | | | | | | | | 0 |
| 447 | Other Interest on Short-Term Debt (Describe & Itemize) | 5150 | | | | | | | | | 0 |
| 448 | Total Debt Service - Interest on Short-Term Debt | 5100 | | | | | | 0 | | | 0 |
| 449 | Debt Service - Interest on Long-Term Debt | 5200 | | | | | | | | | 0 |
| 450 | Debt Service - Payments of Principal on Long-Term Debt ¹⁵ (Lease/Purchase Principal Retired) (Describe & Itemize) | 5300 | | | | | | | | | 0 |
| 451 | Total Debt Service | 5000 | | | | | | | 0 | | 0 |
| 452 | PROVISIONS FOR CONTINGENCIES (FP&S) | 6000 | | | | | | | | | 0 |
| 453 | Total Direct Disbursements/Expenditures | | 0 | 0 | 0 | 0 | 0 | 0 | 0 | 0 | 0 |
| 454 | Excess (Deficiency) of Receipts/Revenues Over Disbursements/Expenditures | | | | | | | | | | 42,533 |

| | B | C | D | E | F | G | H |
|----|--|------------|--|---|-----------|--|---|
| 1 | If there is an amount in column C or column G, please describe the type of revenue or expenditure in column D or column H. | | | | | | |
| 2 | Revenue Check: OK | | | | | | |
| 3 | Expenditure Check: OK | | | | | | |
| 4 | Revenues Acct. (EstRev tab) | Amount | Describe Revenue | Expenditures Fund-Function (EstExp tab) | Amount | Describe Expenditures | |
| 5 | 1190 | | | 10-2190 | \$ 26,300 | Cafeteria Paraprofessionals | |
| 6 | 1290 | | | 10-2490 | | | |
| 7 | 1614 | | | 10-2900 | | | |
| 8 | 1690 | \$ 3,000 | Coke Cola Contract | 10-4190 | \$ 14,500 | Payment to other Districts; Title II Instructional Coach | |
| 9 | 1790 | | | 10-4290 | | | |
| 10 | 1819 | | | 10-4390 | | | |
| 11 | 1829 | | | 10-4400 | | | |
| 12 | 1890 | | | 10-5150 | | | |
| 13 | 1993 | | | 20-2190 | | | |
| 14 | 1999 | \$ 85,000 | Splitter Grant, Mr. Poppl Grant, E-Rate, Wisper Communications, SE | 20-2900 | | | |
| 15 | 2300 | | | 20-4190 | | | |
| 16 | 3099 | | | 20-4400 | | | |
| 17 | 3199 | | | 20-5150 | | | |
| 18 | 3299 | | | 30-4190 | | | |
| 19 | 3499 | | | 30-5150 | | | |
| 20 | 3599 | | | 30-5300 | | | |
| 21 | 3999 | \$ 950 | Library Grant | 30-5400 | | | |
| 22 | 4009 | | | 40-2190 | | | |
| 23 | 4090 | | | 40-2900 | | | |
| 24 | 4199 | | | 40-4190 | | | |
| 25 | 4299 | | | 40-4400 | | | |
| 26 | 4399 | | | 40-5150 | | | |
| 27 | 4499 | | | 40-5300 | | | |
| 28 | 4699 | | | 40-5400 | | | |
| 29 | 4799 | | | 50-2190 | \$ 1,310 | Cafeteria Paraprofessionals | |
| 30 | 4998 | \$ 393,094 | CARES III | 50-2490 | | | |
| 31 | | | | 50-2900 | | | |
| 32 | | | | 50-5150 | | | |
| 33 | | | | 60-2900 | | | |
| 34 | | | | 60-4190 | | | |
| 35 | | | | 80-2190 | | | |
| 36 | | | | 80-2490 | | | |
| 37 | | | | 80-2900 | | | |
| 38 | | | | 80-4190 | | | |
| 39 | | | | 80-4290 | | | |
| 40 | | | | 80-4390 | | | |
| 41 | | | | 80-4400 | | | |
| 42 | | | | 80-5150 | | | |
| 43 | | | | 80-5300 | | | |
| 44 | | | | 80-5400 | | | |
| 45 | | | | 90-2900 | | | |
| 46 | | | | 90-4190 | | | |
| 47 | | | | 90-5150 | | | |
| 48 | | | | 90-5300 | | | |

DEFICIT BUDGET SUMMARY INFORMATION - Operating Funds Only (School Districts Only)

| Description | EDUCATIONAL FUND (10) | OPERATIONS & MAINTENANCE FUND (20) | TRANSPORTATION FUND (40) | WORKING CASH FUND (70) | TOTAL |
|--|-----------------------|------------------------------------|--------------------------|------------------------|------------|
| Direct Revenues | 9,052,537 | 1,009,070 | 855,391 | 43,633 | 10,960,631 |
| Direct Expenditures | 8,737,135 | 1,078,662 | 969,856 | | 10,785,653 |
| Difference | 315,402 | (69,592) | (114,465) | 43,633 | 174,978 |
| Estimated Fund Balance - June 30, 2024 | 5,744,372 | 775,633 | 914,150 | 473,942 | 7,908,097 |

Balanced budget; no Deficit Reduction Plan is required.

A deficit reduction plan is required if the local board of education adopts (or amends) the 2023-2024 school district budget in which the "operating funds" listed above result in direct revenues (line 9, BudgetSum 2-4) being less than direct expenditures (line 19, BudgetSum 2-4) by an amount equal to or greater than one-third (1/3) of the ending fund balance (line 81, BudgetSum 2-4).

Note: The balance is determined using only the four funds listed above. That is, if the estimated ending fund balance is less than three times the deficit spending, the district must adopt and file with ISBE a deficit reduction plan to balance the shortfall within three years.

Per School Code (105 ILCS 5/17-1) - If the Deficit AFR Summary Information tab from the 2022-2023 Annual Financial Report (AFR) reflects a deficit as defined above, then the school district shall adopt and submit a deficit reduction plan (found here on page 23-27) to ISBE within 30 days after acceptance of the AFR.

The deficit reduction plan, if required, is developed using ISBE guidelines and format.

Evidence-Based Funding: Fiscal Year 2024 Spending Plan

RED HILL C U SCHOOL DIST 10

Part I: Achieving Student Growth and Making Progress Toward State Education Goals

The questions below allow you to indicate the strategic priorities and strategies that will drive your efforts to achieve student growth and make progress toward state education goals. These may involve investing in any combination of an Organizational Unit's core resources: time, money, people, and programs.

Collaboration Opportunity - Organizational Units may find that Part I is most easily and effectively completed if led by program leaders in consultation with finance leaders.

1) What are the Organizational Unit's strategic goals for student success for the 2023-24 school year? What measures will be used to evaluate progress? (No more than 2000 characters, including spaces.)

Mission Statement: The District's educational program will seek to provide an opportunity for each child to develop to his or her maximum potential.

Red Hill CUSD's #10 strategic goals start by providing a safe, engaging learning environment promoting progress toward academic achievement and excellence as well as the development of the whole student. Furthermore, the district will provide resources, opportunities, and experiences for all students to connect to the world beyond their classrooms and to become informed, productive community members.

| | Top Strategy 1 | Top Strategy 2 | Top Strategy 3 |
|--|----------------------------------|---|---|
| 2) Select the top three strategies that the Organizational Unit will employ to achieve student growth and make progress toward state education goals. (Select three different responses from the dropdown list.) | Maintain or decrease class sizes | Improve programs, curriculum, and/or learning tools | Maintain or expand college and career readiness options (e.g., CTE programming, AP/IB programming, dual credit/dual enrollment programming) |
| If "Other" was selected in question 2, please describe. (No more than 1000 characters, including spaces.) | | | |

Part II: Planned Use of Evidence-Based Funding

The questions below provide an opportunity to document the stakeholders with whom you consulted and the data you analyzed as you determined your strategic allocations of FY 2024 EBF dollars. Key statistics related to EBF distributions are provided for your reference. Form 50-36/50-39 is typically released before current-year appropriations are known. Therefore, the figures provided are for the prior fiscal year.

Collaboration Opportunity - Organizational Units may find that questions in this section are most easily and effectively completed if led by finance leaders in consultation with program leaders.

| Evidence-Based Funding Organizational Unit Results (FY 2023) | Final Resources / Adequacy Target = Percent of Adequacy | Average Student Enrollment | 887.13 | Adequacy Target | \$11,494,636.39 |
|--|---|----------------------------|----------------|--------------------------|-----------------|
| | | Final Resources | \$7,860,919.88 | Percent of Adequacy | 68% |
| | Base Funding Minimum + Tier Funding = Gross State Contribution | Tier Assignment | 1 | Gross State Contribution | \$5,823,741.04 |
| | | FY23 Base Funding Minimum | \$5,542,904.19 | FY 2023 Tier Funding | \$280,836.85 |
| | Within FY 2023 Gross State Contribution, Resources Attributable to Specific Populations | Low-Income Students | \$463,305.77 | | |
| | | English Learners (ELs) | \$0.00 | | |
| | | Special Education | \$355,021.02 | | |

| | FY 2024 Tier Funding | Funding Type (Select) | *Note: Tier Funding allocations are published annually at https://www.isbe.net/Pages/ebfdistribution.aspx . Amounts are available in early August. Districts are encouraged to use actual funding amounts if they are available before transmitting the budget to ISBE. |
|---|----------------------|-----------------------|---|
| 1) FY 2024 Tier Funding Allocation*: Enter the dollar amount of Tier Funding allocated to the Organizational Unit within the FY 2024 Gross State Contribution. Enter "0" if current-year appropriations did not include Tier Funding. Select whether the amount is estimated or actual funding. | \$282,506.59 | Actual | |

| | Data Source 1 | Data Source 2 | Data Source 3 |
|---|---|---|--|
| 2) Select the top three sources of data used to inform the Organizational Unit's planned allocation of EBF dollars. (Select three different responses.) | Student growth and achievement data, disaggregated by student groups | Student grades or other local academic performance data | Educator shortages, retention and recruitment data |
| 3) Indicate with which groups the Organizational Unit engaged to inform its intended allocation of EBF dollars. (Select any that apply; otherwise leave blank.) | Bilingual Program Director(s) Special Ed. Program Director(s) Other Program Leaders School Board Members | Principals School Improvement Teams Teacher or Support Staff Unions Other School Staff | Yes Bilingual Parent Advisory Committee Other Parent Group(s) Community Focus Group(s) Other |

(Optional) Provide a brief description of the Organizational Unit's process for consulting with internal and external stakeholders in determining the allocation of EBF dollars. (No more than 1000 characters, including spaces.)

| | Priority Investment 1 | Priority Investment 2 | Priority Investment 3 |
|--|-----------------------|-------------------------|-----------------------|
| 4) Given the data analyzed, the stakeholders consulted, and the priorities identified in Part I, indicate the top three priority investments the Organizational Unit will make with its FY 2024 Base Funding Minimum (e.g., excluding Tier Funding). Choose "Other" if investments do not match the provided list. (Select three different responses. "Other" may be selected more than once if needed.) | Core Teachers | Instructional Materials | Assessments |
| If "Other" was selected in question 4, please describe. (No more than 1000 characters, including spaces.) | | | |

Cost Factor Table

The table below presents the regionally adjusted amount embedded in the Organizational Unit's FY 2023 Adequacy Target for each of the 34 cost factors in the Evidence-Based Funding model (Column F). Column G is required for all Organizational Units that receive at least \$5,000 in Tier Funding, while column H is optional. Organizational Units may choose to provide additional narrative context in Columns I-M to elaborate on the figures included in the table. ISBE has produced guidance for populating the cost factor table. The guidance includes a definition for each cost factor, along with suggestions for using Employee Information System position codes and common expenditure accounts to support a determination of expenditures. This guidance is available at <https://www.isbe.net/ebfpendingsplan>.

Column G: If the Organizational Unit will receive at least \$5,000 in FY 2024 Tier Funding (as entered in Q2.1/cell G31), column G is required. Please indicate the Organizational Unit's planned expenditures in FY 2024 from Tier Funds only. Organizational Units are not expected to place a value in each cell. Rather, the table allows for the communication of priority investments with new state resources for the current fiscal year. During years in which there is no new Tier Funding, column G will not be required. During years in which Tier Funding is available, the amount of new Tier Funding entered in Q2.1/cell G31 above must equal the sum in cell G90 below. If some or all Tier Funding is invested outside of the cost factors, enter a dollar amount in cell G89 and provide additional context in the space for a narrative beginning in row 93.

Column H: Optionally, Organizational Units may populate column H with total planned expenditures in FY 2024 for each cost factor from all revenue sources (e.g., not just from EBF). By comparing the figures in column F to the figures entered in column H, the Organizational Unit may engage local stakeholders in productive dialogue about resource allocation decisions.

| Cost Factors | | Amount In FY 2023 Adjusted Adequacy Target | Budgeted FY 2024 Investments with New Tier Funding | Budgeted FY 2024 Expenditures (All Resources) | Optional District Narratives |
|---|----------------------------------|--|--|---|--|
| Core Investments | Core Teachers | \$2,686,690.53 | [Required] | [Optional] | Enter optional context for core investment decisions. |
| | Specialist Teachers | \$637,290.26 | | | |
| | Instructional Facilitator | \$281,311.88 | | | |
| | Core Intervention Teacher | \$115,199.91 | | | |
| | Substitute Teachers | \$91,468.34 | | | |
| | Guidance Counselor | \$193,173.95 | | | |
| | Nurse | \$63,435.52 | | | |
| | Supervisory Aide | \$103,660.32 | | | |
| | Librarian | \$127,970.38 | | | |
| | Librarian Aide | \$75,064.37 | | | |
| | Principal | \$191,097.27 | | | |
| | Assistant Principal | \$164,822.11 | | | |
| | School Site Staff | \$124,385.81 | | | |
| Subtotal | | \$4,855,570.65 | \$108,891.15 | | |
| Per Student Investments | Gifted | \$79,182.00 | | | Enter optional context for per student investment decisions. |
| | Professional Development | \$110,891.25 | | | |
| | Instructional Materials | \$238,637.97 | \$35,623.04 | | |
| | Assessments | \$25,726.77 | | | |
| | Computer & Tech Equipment | \$506,551.23 | \$45,030.00 | | |
| | Student Activities | \$285,273.32 | | | |
| | Maintenance & Operations | \$1,088,508.51 | \$50,000.00 | | |
| | Central Office | \$783,335.79 | | | |
| | Employee Benefits | \$2,271,794.39 | \$19,680.00 | | |
| Subtotal* | | \$5,809,689.59 | \$150,333.04 | | |
| Additional Investments | Low-Income Intervention Teacher | \$171,800.08 | | | Enter optional context for additional investment decisions. |
| | Low-Income Pupil Support Staff | \$171,800.08 | \$23,282.40 | | |
| | Low-Income Extended Day Teacher | \$178,877.98 | | | |
| | Low-Income Summer School Teacher | \$178,877.98 | | | |
| | EL Intervention Teacher | \$0.00 | | | |
| | EL Pupil Support Staff | \$0.00 | | | |
| | EL Extended Day Teacher | \$0.00 | | | |
| | EL Summer School Teacher | \$0.00 | | | |
| | EL Core Teacher | \$0.00 | | | |
| | Sp Ed Teacher | \$404,727.53 | | | |
| | Sp Ed Instructional Assistant | \$160,596.90 | | | |
| | Sp Ed Psychologist | \$62,695.51 | | | |
| Subtotal | | \$1,329,376.06 | \$23,282.40 | | |
| Other Investments | | | | | |
| Total** | | \$11,494,636.39 | \$282,506.59 | | |
| | | | | | Tier Funding Check (Cell G90) Complete, G90=G31 |
| *The subtotal for Per Student Investments is a calculated figure that adjusts salary portions of Central Office and Maintenance & Operations to account for regional salary differences. As a result, the sum of each individual cost factor will not equal the subtotal. **The total is the Final Adequacy Target (adjusted for Regionalization Factor) calculated in the Full FY 2023 EBF Calculation file. Due to differences in rounding, this figure may vary slightly from the sum of the subtotals in this table. | | | | | |

If some or all Tier Funding was invested outside of the cost factors, please describe. (No more than 1000 characters, including spaces.)

Part III: Support for Special Student Groups

EBF statute sets aside specific allocations to be spent for special education, English learners, and low-income students. Per statute these designated funds must be spent on programs and services benefiting these specific student groups. Funds for English learners and low-income students must be spent in addition to, and not in lieu of, funding that supports general programs of instruction for all students. Funds attributable to special education must be used for the provision of special education facilities and services as outlined in ILCS 14-1.08. Current-year EBF amounts attributable to each of the special student groups must be reported in cells G100-G102 below. If the Organizational Unit received at least \$5,000 for any of the student groups, a response to the questions below is required. For amounts less than \$5,000, a response is optional. All other EBF funds may be spent in any manner deemed appropriate by the school district.

Collaboration Opportunity - Organizational Units may find that questions in this section are most easily and effectively completed through collaboration between program leaders affiliated with each student group and finance leaders.

| | | Enter Amounts | Select type | *Note: Allocations for each of the three student groups are published annually at isbe.net/ebf/ist under "Reports." Amounts are typically available by September 1. Districts are encouraged to use actual amounts if they are available before transmitting the budget to ISBE. | |
|---|---|---|--------------|--|--|
| 1) | FY 2024 Student Population Allocations*: Enter the dollar amount of resources attributable to Specific Populations within the FY24 Gross State Contribution. Enter "0" if no funds are allocated for a student group. Select whether amounts are estimated or actual. | Low-Income Students | \$494,494.49 | Actual | |
| | | English Learners | \$0.00 | Actual | |
| | | Special Education | \$375,841.75 | Actual | |
| 2) | Organizational Unit Investment of EBF dollars for low-income students: Select the investments that apply. (Optionally, dollar amounts for each investment may be entered.) Response Required | Low-Income Intervention Teacher | Yes | Low-Income Extended Day Teacher | |
| | | [Optional - Enter \$] | | [Optional - Enter \$] | |
| | | Low-Income Pupil Support Staff | | Low-Income Summer School Teacher | |
| | | [Optional - Enter \$] | | [Optional - Enter \$] | |
| Additional context for the Organizational Unit's planned use of dollars attributable to low-income students in FY 2024. (Required if "Other Investments" selected above. No more than 500 characters, including spaces.) | | | | | |
| 3) | Organizational Unit Investment of EBF dollars for English learners: Select the investments that apply. (Optionally, dollar amounts for each investment may be entered.) Response Optional | English Learner Intervention Teacher | | English Learner Extended Day Teacher | |
| | | [Optional - Enter \$] | | [Optional - Enter \$] | |
| | | English Learner Pupil Support Staff | | English Learner Summer School Teacher | |
| | | [Optional - Enter \$] | | [Optional - Enter \$] | |
| Additional context for the Organizational Unit's planned use of dollars attributable to English learners in FY 2024. (Required if "Other Investments" selected above. No more than 500 characters, including spaces.) | | | | | |
| 4) | Organizational Units Investment of EBF dollars for Special Education: Select the investments that apply. (Optionally, dollar amounts for each investment may be entered.) Response Required | Special Education Teacher | Yes | Special Education Psychologist | |
| | | [Optional - Enter \$] | | [Optional - Enter \$] | |
| | | Special Education Instructional Assistant | | Other Investments | |
| | | [Optional - Enter \$] | | [Optional - Enter \$] | |
| Additional context for the Organizational Unit's planned use of dollars attributable to Special Education students in FY 2024. (Required if "Other Investments" selected above. No more than 500 characters, including spaces.) | | | | | |

Plan Assurances

Please complete the assurances below related to Article 14C of the Illinois School Code, which stipulates allowable expenditures for English learners. Organizational Units should maintain supporting documentation (e.g., sign-in sheets, meeting agenda) to affirm the veracity of the below assurances. Note that a separate collection of the Bilingual Service Plan takes place before each school year and must be separately reviewed by the Bilingual Parent Advisory Committee (BPAC). Responses in this plan should be aligned with information contained in the Bilingual Service Plan. Responses in this section are only required if an Organizational Unit receives any amount of EBF dollars attributable to English learners.

Collaboration Opportunity - Organizational Units may find that the plan assurances are most easily and effectively completed if led by program leaders.

1. "I hereby affirm that at least 60% of the school district's state funds attributable to English learners will be used for instructional costs of programs and services for English learners (function 1000), in accordance with Article 14C of the Illinois School Code. The remaining balance of state funds attributable to English learners will also be used to serve English learners."

N/A ☐ No ☐

2. "My school district has at least one attendance center with 20 or more English learners (including parental refusals) who speak the same home language other than English in grades K-12. Alternatively and/or additionally, my school district has at least one attendance center with 20 or more English learners (including parental refusals) who speak the same home language other than English in pre-K."

Required ☐ No ☐

3. "I hereby affirm that the school district's BPAC will review this EBF Spending Plan by or before October 31, 2023."

N/A ☐

4. Enter the anticipated date on which the BPAC review will take place and the name of the BPAC chair for SY 2023-24.

N/A ☐ BPAC Meeting (MM/DD/YYYY)
Name of Chair

Spending Plan Completion Tracker

Use the information below to confirm completion of all required questions. Note that the "status" column adjusts to responses, so the tracker is most helpful to consult after you have completed the spending plan.

| Question | Status | Acceptance Criteria |
|----------------------------------|----------|---|
| Part 1, Q1 | Complete | Character length of response must be >10 and <=2000, including spaces. |
| Part 1, Q2 | Complete | A different response must be selected in G11, I11, and L11; cells cannot be blank. |
| Part 1, Q2 (Narrative) | Complete | Response required only if "Other" selected in G11, I11, or L11; character length of response must be >10 and <=1000, including spaces. |
| Part 2, Q1 | Complete | A numeric value must be entered in cell G31 (estimated or actual Tier Funding, or 0 if appropriations did not include Tier Funding). A type must be selected in cell H31. |
| Part 2, Q2 | Complete | A different response must be selected in G35, I35, and L35; cells cannot be blank. |
| Part 2, Q3 | Complete | At least one response must be selected. |
| Part 2, Q4 | Complete | Cells G43, I43, and L43 cannot be blank. "Other" may be selected more than once, but other responses may not be repeated. |
| Part 2, Q4 (Narrative) | Complete | Response required only if "Other" selected in G43, I43, or L43; character length of response must be >10 and <=1000, including spaces. |
| Part 2, Q5 (Cell G90) | Complete | Cell G90 must be equal to the value in cell G31. |
| Part 2, Q5 (Narrative) | Complete | Response required only if a value was entered in cell G89; character length of response must be >10 and <=1000, including spaces. |
| Part 3, Q1 Low-Income Funds | Complete | A numeric value must be entered, which may be "0" if the organizational unit received no funding for the specified student group. A type must be selected in cell H100. |
| Part 3, Q1 English Learner Funds | Complete | A numeric value must be entered, which may be "0" if the organizational unit received no funding for the specified student group. A type must be selected in cell H101. |
| Part 3, Q1 Spec. Ed. Funds | Complete | A numeric value must be entered, which may be "0" if the organizational unit received no funding for the specified student group. A type must be selected in cell H102. |
| Part 3, Q2 | Complete | At least one response must be selected. |
| Part 3, Q2 (Narrative) | Complete | Response required only if "Other Investments" was selected in the previous question; character length of response must be >10 and <=500, including spaces. |
| Part 3, Q3 | Complete | At least one response must be selected. |
| Part 3, Q3 (Narrative) | Complete | Response required only if "Other Investments" was selected in the previous question; character length of response must be >10 and <=500, including spaces. |
| Part 3, Q4 | Complete | At least one response must be selected. |
| Part 3, Q4 (Narrative) | Complete | Response required only if "Other Investments" was selected in the previous question; character length of response must be >10 and <=500, including spaces. |
| Assurances 1 | Complete | Response required if the value entered in cell G101 > 0. |
| Assurances 2 | Complete | Response required if the value entered in cell G101 > 0. |
| Assurances 3 | Complete | Response required if "Yes" selected in cell E133. |
| Assurances 4 (Meeting Date) | Complete | Response required if "Yes" selected in cell E133; enter date in MM/DD/YYYY format. |
| Assurances 4 (Name of Chair) | Complete | Response required if "Yes" selected in cell E133. |