

# ART TALK

Tamarac Secondary School

FALL EDITION

What is Art Talk?

Art Talk was created to increase communication about what is going on in the secondary visual art classes. Art Talk will have Fall, Winter, Spring and Summer Editions!

## MEET OUR ART TEACHERS!

### Ms. Findlay - Middle School Art



Ms. Findlay graduated from Buffalo State College with a BS in Art Education. She attended the Siena Program her junior year, living in and studying Italian art throughout Italy. She received an MA in Art Education from Plattsburgh University. She presently teaches 6th, 7th and 8th grade art. She is a Art Program Support Leader for the Tamarac art department. Ms. Findlay has been a member of NYSATA since 1995. Most importantly, Ms. Findlay loves Art!

### Mrs. Labshere - High School Art



Mrs. Labshere graduated from St. Rose with a Bachelors in Art Education, and from SUNY Plattsburgh with a Masters of Science in Education. She teaches three sections of Photography and one section of Studio in Art (also teaches two middle school computers classes).

### Mrs. Sheffer - High School Art



No stranger to this school district, Mrs. Sheffer graduated from Tamarac in 2004. She received a Bachelors in Art Education and Masters degree from the College of Saint Rose. She began teaching at Brunswick CSD in the fall of 2009. She is a NYSATA (New York State Art Teachers Association) member and has been the advisor of the Olympics of the Visual Arts (OVA) Club since 2014. She teaches three sections of Studio in Art, two sections of Drawing and Painting, Advanced Art and oversees the Independent Study Art Students.

# WHAT'S BEEN HAPPENING IN THE MIDDLE SCHOOL ART ROOM?

Ms. Findlay's 6th, 7th and 8th grade students  
have created truly beautiful art this quarter!  
Here are some samples of their class projects.

6th grade students learned  
about Gothic Architecture  
and how Gargoyles helped to  
protect the foundation of the  
buildings from rain water.  
They designed clay gargoyles  
based on original examples.

We then looked at African  
Adinkra symbols used by the  
Ashanti people of Ghana.  
These were originally used  
for Goodbye Clothes.

Students designed and  
carved a block for printing.  
They put the prints together,  
creating a unique squash  
blossom folded book.

## 6th GRADE







7th grade students learned about the French Impressionist style of painting. They chose a landscape photo as a reference for developing a painting in this style. We then looked at cultural traditional masks from around the world.

Students researched a mask and then made that mask using plater cast and acrylic paint.


## 7th GRADE





## 8th GRADE

8th grade students made two stoneware clay bowls using slab construction. Both bowls used different methods for "impressed" designs and were artfully glazed. They then developed "Creative Compositions" using mediums of their choice.


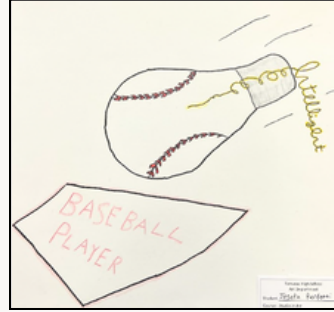




# WHAT'S BEEN HAPPENING IN STUDIO IN ART?

Students in Mrs. Labshere's and Mrs. Sheffer's Studio in Art Classes have started the school year by creating some amazing works of art in the classroom and in their sketchbooks! Check out what they've been working on....

The first project was designing a "Logo for You" which involved students selecting a new nickname for themselves based on interests and personality traits!



Then the students went outside to make art with nature! Inspired by the artist Andy Goldsworthy, students worked with various natural materials to make collages and sculptures focusing on the elements of art and principles of design!

Students learned about Pop Art and how it focused on aspects of everyday life. They then thought about their own personal culture and made Culture Time Capsule collages using magazines & print outs.





For the last project of the quarter, students were exposed to Keith Haring, an artist that used simplified people in his artwork. Students created an artwork focusing on a topic they wanted to show using the same style people.



# WHAT'S BEEN HAPPENING IN DRAWING & ADVANCED ART?


Students in Drawing began the year by creating a No. 2 Pencil Transformations!

Students then made a Trompe l'oeil drawing from a still-life they created - tricking the eye!



The last project of the quarter was "H" is for Hands. Students each selected a different letter of the sign-language alphabet and rendered an object that starts with that letter.

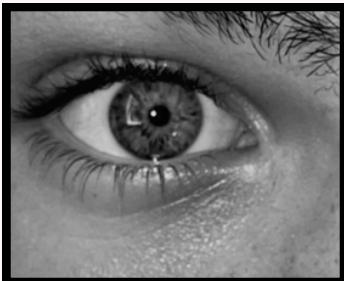
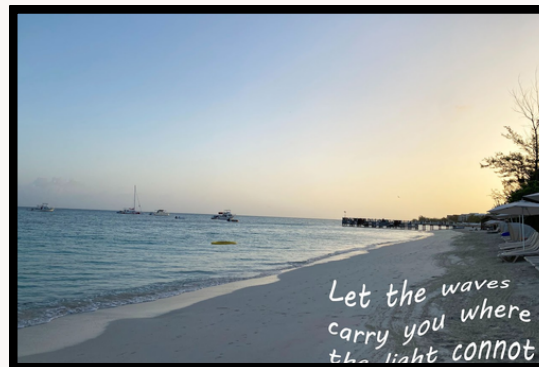


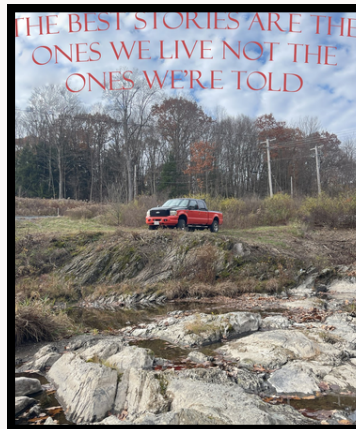
Advanced Art Students created projects of their choice based on the theme "Nature."





# WHAT'S BEEN HAPPENING IN DIGITAL PHOTOGRAPHY?

Students in Photography started off the year by designing their own website where all their work is submitted. Ask to see their website and you can check out all of their photographs!



Projects photography students have completed so far include:  
Composition, Cyanotype, Color Select, Portraits, Macro and Lyrics.

