



Brunswick Central School District

Budget Development 2024-25

March 21, 2024

Budget Goals

To design and adopt a budget that:



- Stays within the Tax Cap limitations
- Preserves programs for students
- Recognizes the current fiscal climate
- Utilizes all available resources to keep rising costs at a minimum and explores cost saving options
- Strategically manages reserves and fund balance
- Supports the students, families and taxpayers of the district

Budget to Budget

2024-25	2023-24
\$28,914,675	\$27,776,808
\$1,137,867 Increase	
4.10% Increase	

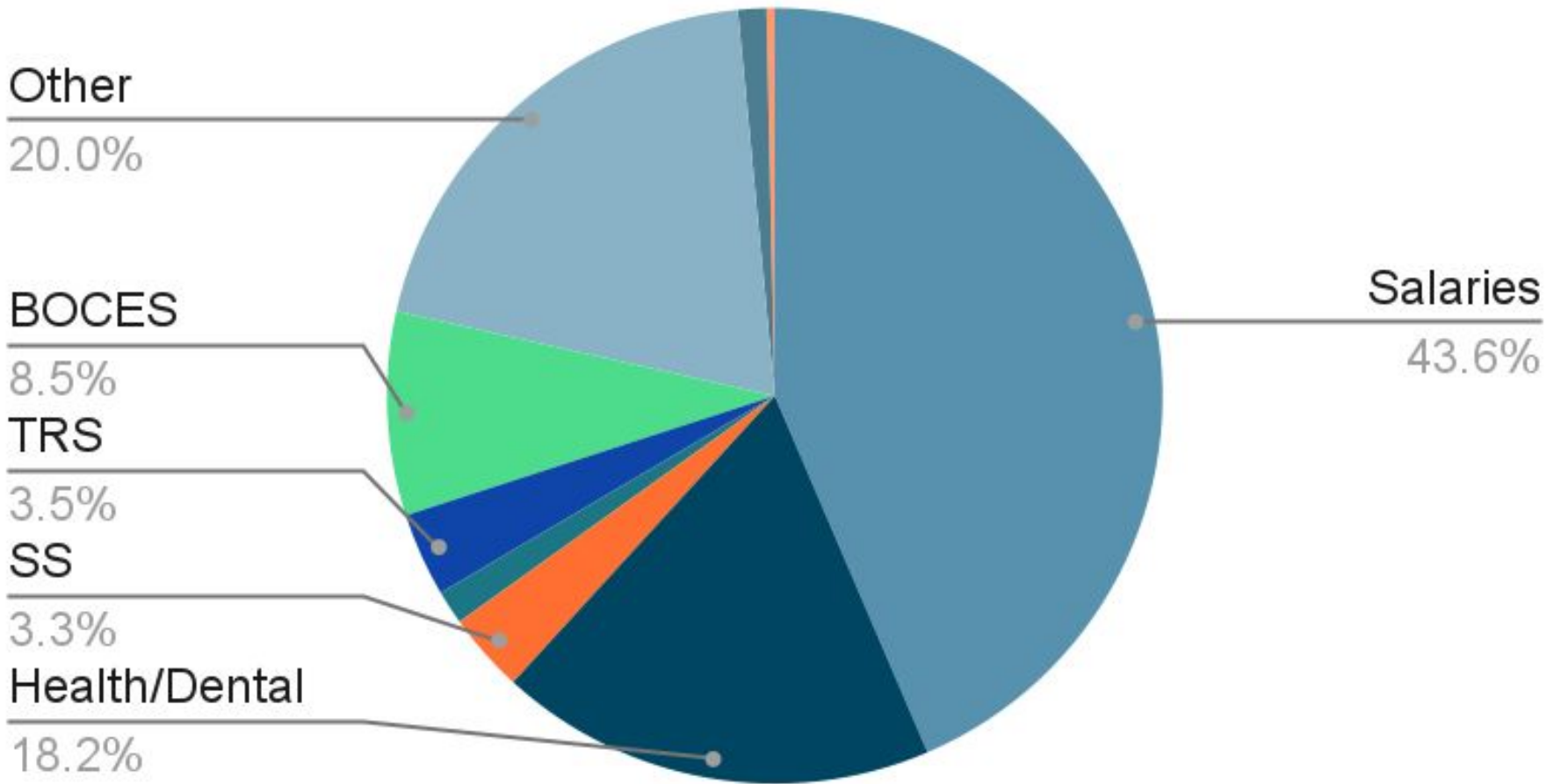
Cost Drivers

- Salary Increases
 - Contractual obligations
- Health Insurance
 - 14% Highmark
 - 9.1% Caremark Rx
 - 8.8% CDPHP
 - Humana enrollees switching back to more costly Highmark/CDPHP plans
- Special Ed Placements
- O&M Increases
 - Preventative Maintenance for aging building
- Transportation Increases
 - Increase cost of buses
 - Aging fleet
- Increased CTE participation
- Items not budgeted for in current year
- Positions from COVID funds moved to general fund
- Inflationary increases

Expenditures

Area	2024-25	2023-24	Change
General Support	\$3,442,148	\$3,154,805	\$287,343
Instruction	\$13,898,334	\$13,484,547	\$413,787
Transportation	\$1,950,089	\$1,648,782	\$301,307
Community Services	\$9,000	\$9,000	\$0
Employee Benefits	\$7,727,954	\$7,423,032	\$304,922
Interfund Transfers	\$1,887,150	\$2,056,642	(\$169,492)
TOTAL	\$28,914,675	\$27,776,808	\$1,137,867

Expenditures



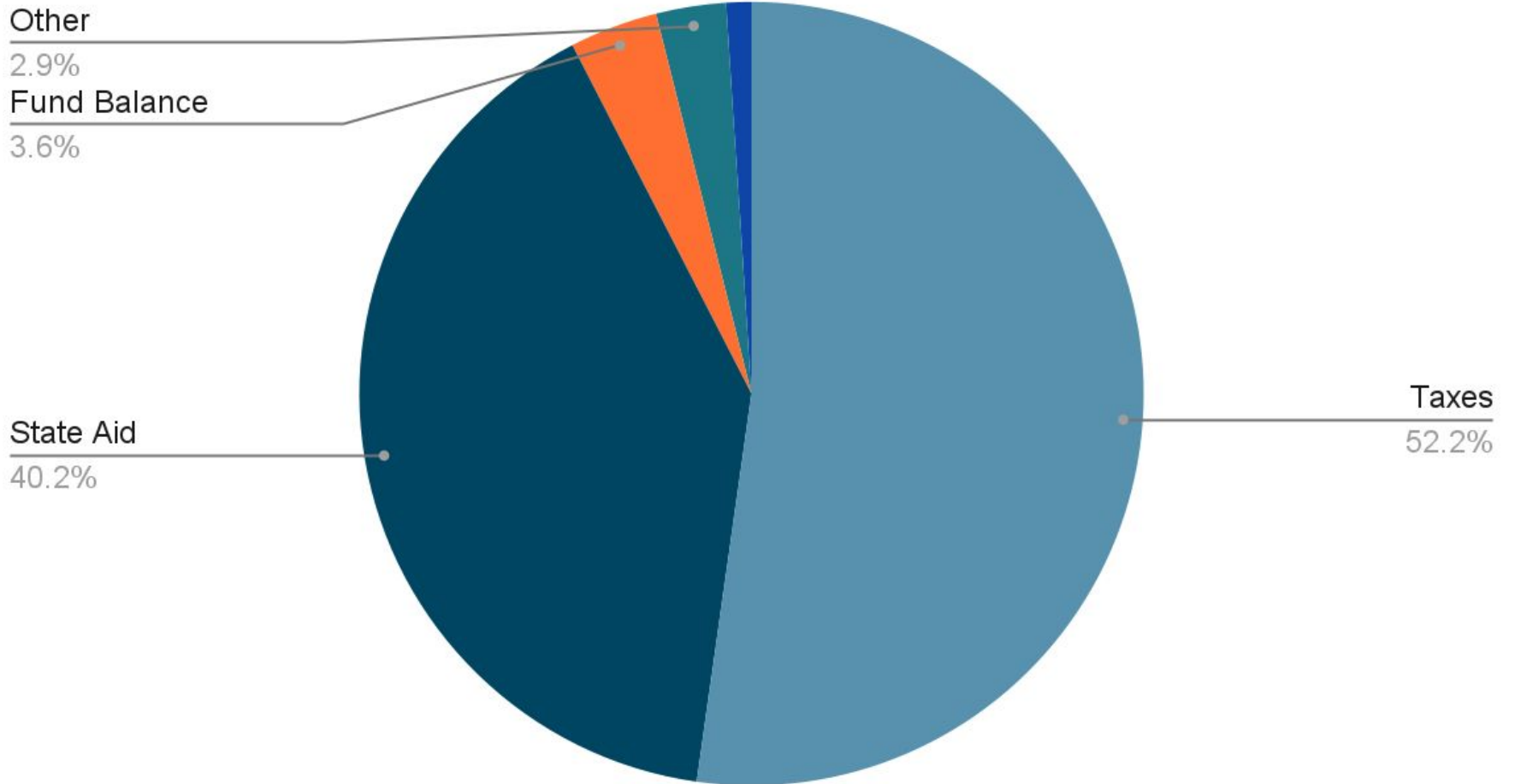
Revenue/Fund Balance Update

- Tax Cap of 3.50%
 - Increase of \$510,751
 - Recommend going out at the tax cap
- Loss of foundation aid
 - Decrease of \$122,342
 - Hopeful that this will be restored with the final state budget
- Will be using additional fund balance to balance the budget
 - Currently \$1,050,339 allocated
- Will be using reserves to balance the budget
 - Currently \$300,000 allocated

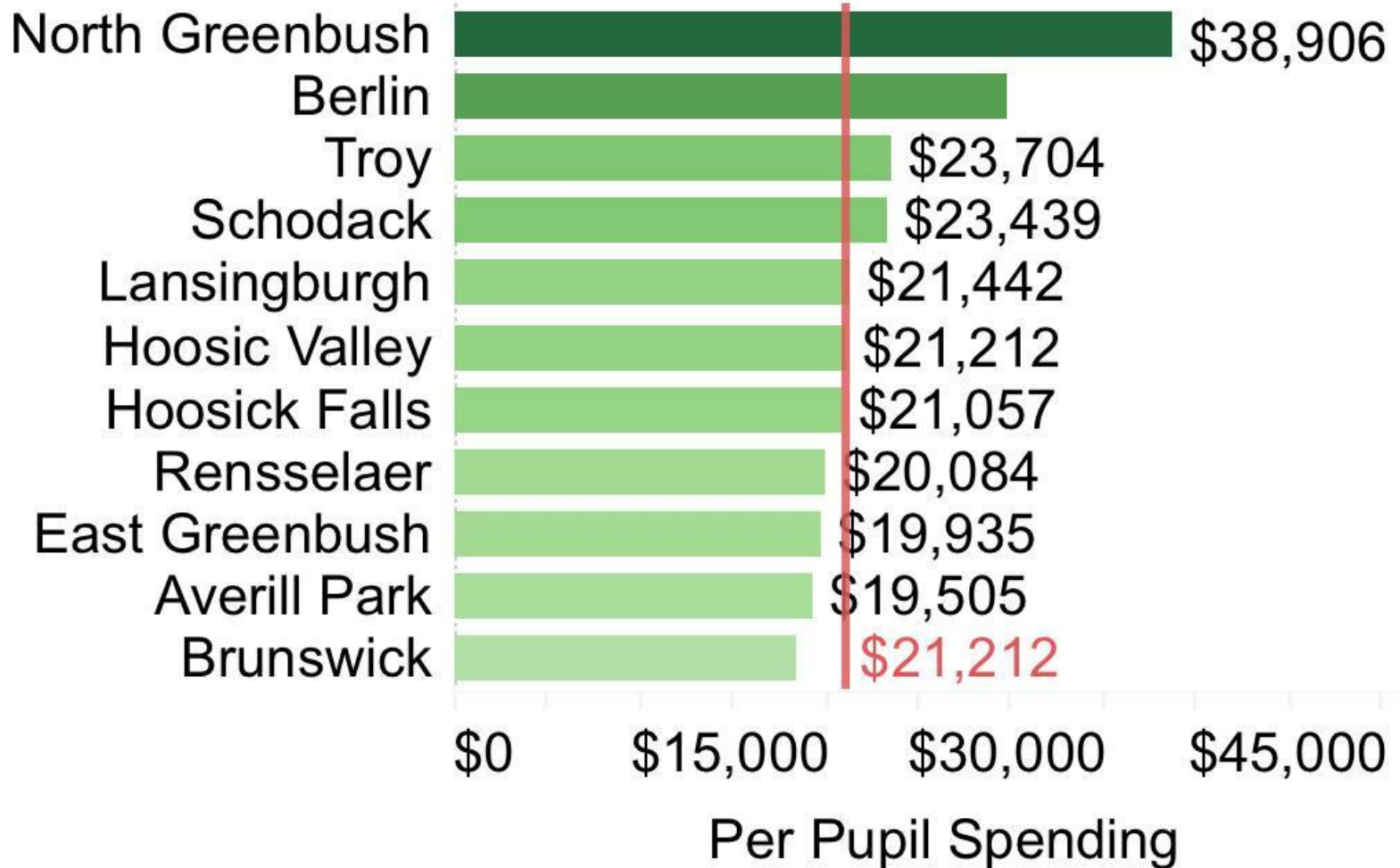
Revenues/Fund Balance

Area	2024-25	2023-24	Change
Tax Levy	\$15,103,653	\$14,592,902	\$510,751
State Aid	\$11,627,506	\$11,929,607	(\$302,101)
Other Revenue	\$1,133,177	\$754,299	\$378,878
Fund Balance	\$1,050,339	\$500,000	\$550,339
Total	\$28,914,675	\$27,776,808	\$1,137,867

Revenue/Fund Balance



Rensselaer County Per Pupil Spending



**Brunswick Central School District
2024-25 Budget Spreadsheet**

	2014-15	2015-16	2016-17	2017-18	2018-19	2019-20	2020-21	2021-22	2022-23	2023-24	2024-25
	Budget	Budget	Budget	Budget	Budget	Budget	Budget	Budget	Budget	Budget	Budget
Revenues:											
Property Taxes	11,777,730	12,008,066	12,114,735	12,296,460	12,643,220	13,180,556	13,574,654	13,947,957	14,225,521	14,592,902	15,103,653
State Aid	8,495,586	8,951,909	9,622,055	10,044,832	10,265,932	10,670,805	11,101,141	11,509,836	11,783,134	11,929,607	11,627,506
Fund Balance	650,000	650,000	650,000	650,000	650,000	500,000	500,000	500,000	500,000	500,000	1,050,339
Other	607,400	616,000	518,500	505,100	911,500	984,778	849,045	852,019	425,036	472,547	833,177
Reserve Allocation	200,000	200,000	200,000	91,013	107,015	95,481	150,000		234,791	281,752	300,000
Total	21,730,716	22,425,975	23,105,290	23,587,405	24,577,667	25,431,620	26,174,840	26,809,812	27,168,482	27,776,808	28,914,675
Tax Levy Increase	210,964	230,336	106,669	181,725	346,760	537,336	394,098	373,303	277,564	367,381	510,751
Percent Tax Levy Increase	1.82%	1.96%	0.89%	1.50%	2.82%	4.25%	2.99%	2.75%	1.99%	2.58%	3.50%
Expenditures:											
Salaries	10,622,074	11,086,936	11,413,845	11,650,610	12,120,489	12,289,165	12,050,291	11,887,713	11,997,372	12,098,119	12,594,388
Health/Dental Insurance	2,866,000	3,239,000	3,658,000	3,814,000	4,106,891	4,188,000	4,355,849	4,352,000	4,575,900	4,945,612	5,270,635
FICA	825,000	850,000	850,000	905,000	920,000	920,000	920,000	940,000	950,000	950,000	960,000
Employees Retirement	530,000	495,000	400,000	420,000	420,000	380,000	389,000	430,000	455,000	430,000	410,000
Teachers' Retirement	1,440,000	1,120,000	1,069,000	896,000	985,000	867,000	936,000	945,000	1,033,937	1,001,920	1,008,069
BOCES	1,311,300	1,267,140	1,334,400	1,538,950	1,637,941	2,048,189	2,103,835	2,087,576	2,359,123	2,516,415	2,454,873
Other Expenditures	3,979,312	4,027,899	4,010,045	4,062,845	4,064,346	4,399,266	5,069,865	5,827,523	5,472,150	5,484,742	5,776,710
Bus Purchases	27,030	220,000	240,000	200,000	223,000	240,000	250,000	240,000	225,000	250,000	340,000
Architectural Services	30,000	20,000	30,000	0	0	-	-	-			
Capital Outlay Project	100,000	100,000	100,000	100,000	100,000	100,000	100,000	100,000	100,000	100,000	100,000
Total	21,730,716	22,425,975	23,105,290	23,587,405	24,577,667	25,431,620	26,174,840	26,809,812	27,168,482	27,776,808	28,914,675
Budget Inc/Dec	556,698	695,259	679,315	482,115	990,262	853,953	743,220	634,972	358,670	607,326	1,137,867
Percent Budget Inc/Dec	2.63%	3.20%	3.03%	2.09%	4.20%	3.47%	2.92%	2.43%	1.34%	2.24%	4.10%
Tax Levy Limit	11,783,757	12,008,068	12,194,399	12,408,382	12,992,956	13,421,499	13,982,624	13,947,957	14,309,588	14,592,902	15,103,653
Over/Under Tax Levy Limit	(6,027)	(2)	(79,664)	(111,922)	(349,736)	(240,943)	(407,970)	-	(84,067)	-	-
Surplus/Deficit End of Year	227,412	56,217	561,694	586,037	(285,316)	(112,031)	437,601	378,497	1,891,879		

Questions or Comments?

Next BOE Meeting April 11