


# Eureka Springs School District



Report To the Public 2023



# EUREKA SPRINGS

## Federal Programs

### 2022-2023



# Title Funding

Total Title Funding for 22-23 was \$277,987.38

Title Funding for 23-24 is \$383,721.27

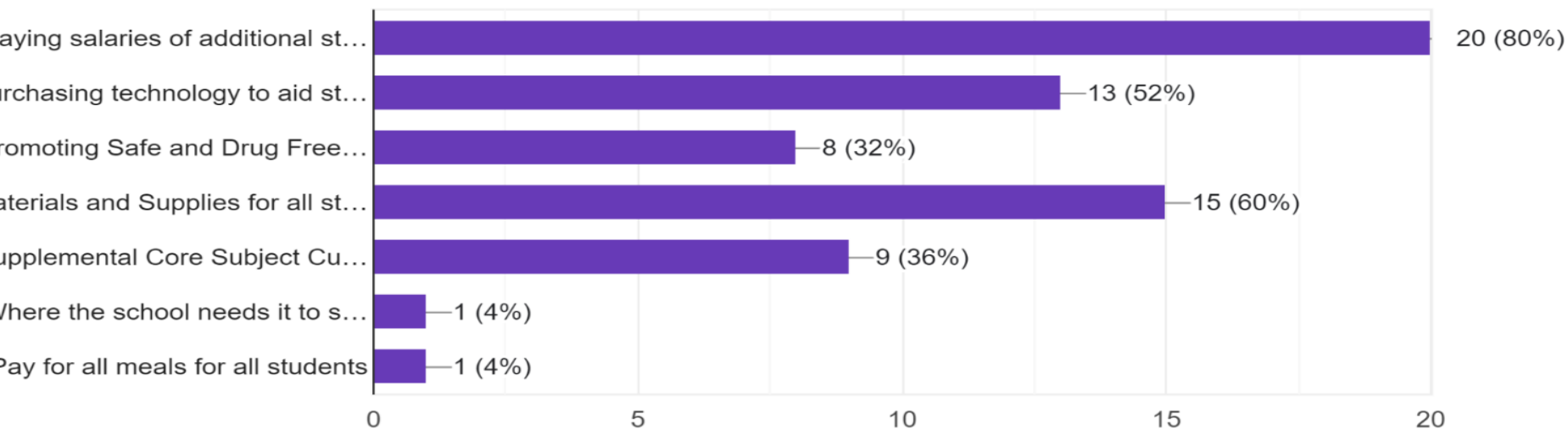
Increase of \$105,733.89

Homeless set-aside \$3,000

# Title I Parent Night and Parent Input on Funding

Title Funds are used in many ways to support/supplement student instruction. Which of the following would you like to see Title funds used for? Check all that apply.

25 responses



---

# Eureka Springs Special Education

— 2023- 2024 School Year —

---

# State Reporting Information

Eureka Springs Special Education was designated as “Meets Requirements” according to the Compliance Matrix

This measure is not required and is based on 2020-2021 data; however, it is critical in decision making for our special education program.

Staff Information:

Gail Hunter: Special Education Supervisor/Special Education Teacher

Karen Halper: Administrative Assistant

Bela Pandya: Occupational Therapist

Mark Yabut: Physical Therapist

Kevin Stockton: Speech Therapist

Cindy Zanetti: Vision Specialist

# Instructional Staff

Elementary: Kristen Jewell, Ora Mischo, Gail Hunter

Middle School: Deivi Coon and Amy Rogers

High School: Deivi Coon and Justin Saab

Elementary Students: 25	3 students in process
-------------------------	-----------------------

Middle School Students: 35	5 students in process
----------------------------	-----------------------

High School: 24	1 student in process
-----------------	----------------------

Total: 84 students total	Total: 9 more possible placements
--------------------------	-----------------------------------

# Paraprofessional Staff

Elementary : Tracy Trottier, Stephanie Kammerzell

Middle School: John Cummings

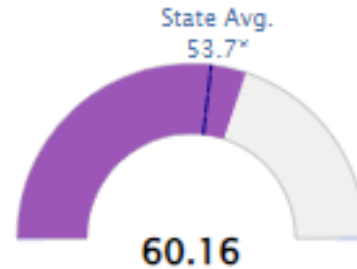
High School: Pricila Tapia, Jamie Coreia, Heidi Wolfinbarger



# Special Education ESSA Index Scores: Elementary School

\*State Average of ESSA School Index Scores for Grade Span.

*Special Education*



# Middle School:

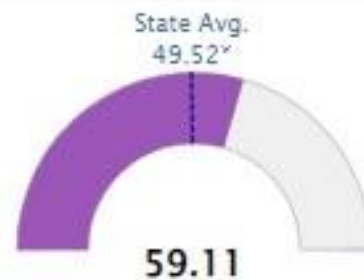
\*State Average of ESSA School Index Scores for Grade Span.



# High School

\*State Average of ESSA School Index Scores for Grade Span.

*Special Education*



# Inclusive Practices

Eureka Springs School District is 1 of 200 districts participating in the Support Specialist Training of Trainers Project for Inclusive Education.

Six days of training during the year

Inclusive education, Importance of specially designed instruction and Collaborative goals, District data, Behavior supports for all students, Coaching, Collaborative Team Practices, Determining next steps, Plan for the 24-25 school year for Inclusive Education.



# A CHILD WITH SPECIAL NEEDS

REQUIRES LOVE

REQUIRES GUIDANCE

REQUIRES ENCOURAGEMENT

REQUIRES POSITIVE INFLUENCE

REQUIRES A LIFE TEACHER

**JUST LIKE ALL OTHER  
CHILDREN.**

SPECIAL ED RESOURCE.COM

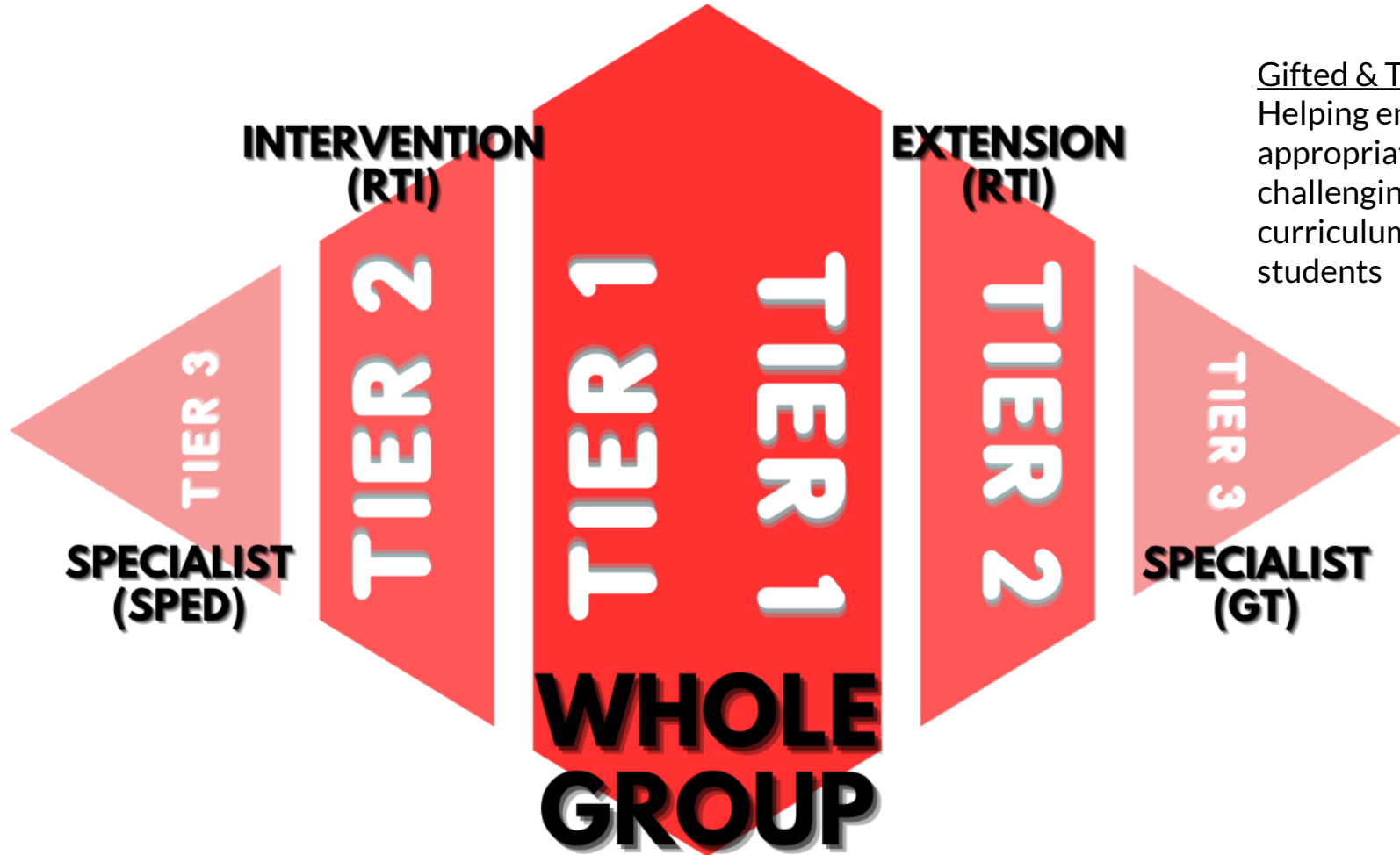
---

---

# Eureka Springs Gifted & Talented Update

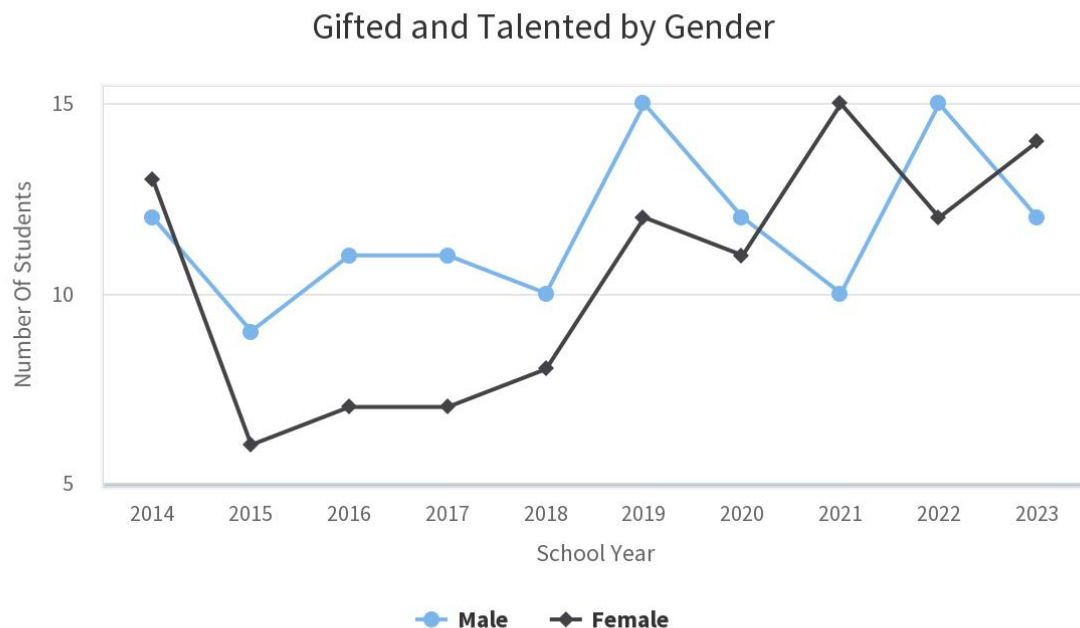
Jerry Wells  
2023-2024

---



Gifted & Talented:  
Helping ensure  
appropriately  
challenging  
curriculum for all  
students

# Equity Data By Gender





# Equity Data: By SES

<b>District Enrollment</b>	<b>633</b>	
<b>District Gifted &amp; Talented</b>	<b>54</b>	<b>9%</b>
<b>District Free/Reduced Lunches</b>	<b>379</b>	
<b>Gift &amp; Talented Free/Reduced Lunches</b>	<b>27</b>	<b>7%</b>

# Equity Data by Race/Ethnicity

		2 or More Races	Asian	Black	Hispanic	Native American/ Native Alaskan	Native Hawaiian/ Pacific Islander	White	Male	Female
E	District Enrollment	8	8	8	51	4	0	554	319	314
F	Gifted & Talented	0	1	1	0	0	0	52	25	29
(E/A)*100	% of District Enrollment	1.26%	1.26%	1.26%	8.06%	0.63%	0%	87.52%	50.39%	49.61%
(F/B)*100	% of Gifted & Talented	0%	1.85%	1.85%	0%	0%	0%	96.3%	46.3%	53.7%
(F/A)*100	% of Gifted & Talented in District	0%	0.16%	0.16%	0%	0%	0%	8.21%	3.95%	4.58%

# Identification

Whole-group screening in 3rd grade, but ongoing throughout all grades (with referral form)

Includes objective & subjective measures

Achievement, verbal & nonverbal intelligence, creativity, and task commitment

Assessments include summative tests, KBIT-2-Revised, Guilford's Alternative Uses, and more—continuously updated



# Services

## Grades K-2

- All K-2 Students receive monthly 30-minute enrichment session with GT teacher
- Weekly academic enrichment from specials teachers with GT oversight

## Grades 3-6

- 13 students currently receiving services
- Grade 3 blanket testing process completing this week, additional students being tested in 5-8
- Pull-out program, EAST, chess, and quiz bowl begin in 3rd grade

# Services

## Grades 7-8

- Served by enriched language arts classes and academic extension/acceleration (i.e. Physical Science and Algebra I in 8th grade)
- Other program options and specials continue
- 14 students served

## Grades 9-12

- Served by AP classes, honors classes, concurrent credit classes, and other programs that meet their advanced intellectual needs
- 28 students served

---

# Eureka Springs Gifted & Talented



Applying Type : Teacher Certification					
	Elementary	K	6	Approved	9/26/2018
	Gifted & Talented	K	12	Approved	3/28/2023

Jerry Wells

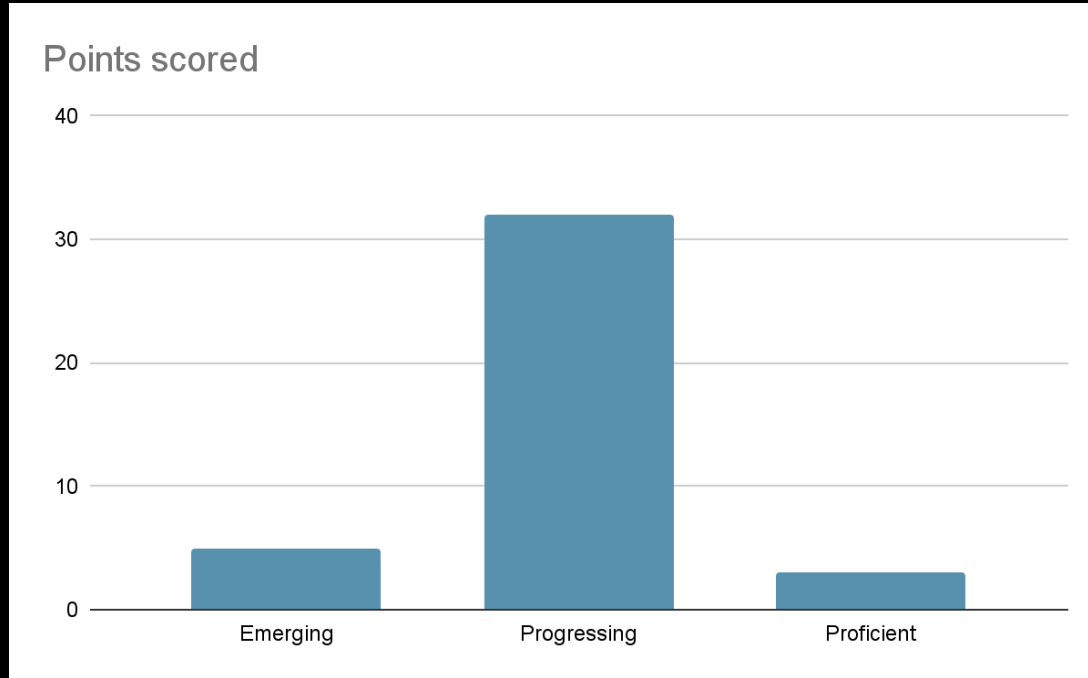
---

# EUREKA SPRINGS TEST DATA

2022-2023



# \*ELDA- English Language Development Assessment





# \*ACT Aspire

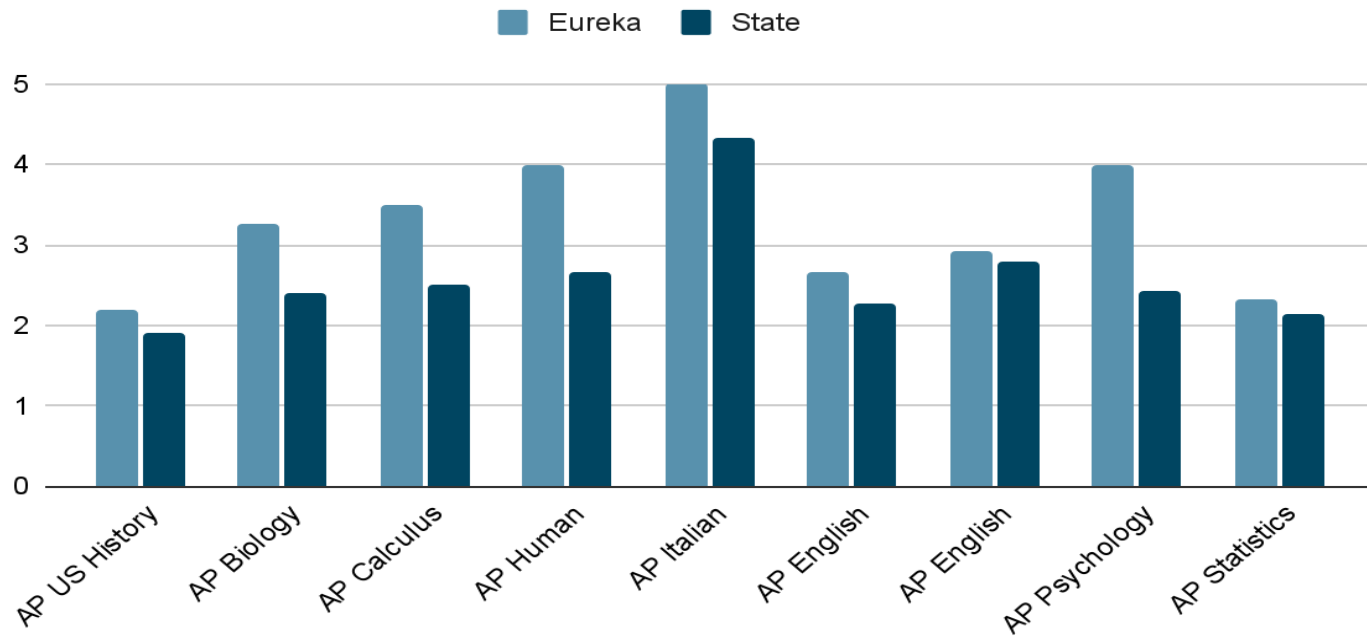
## ACT Aspire 2022-2023

### Grade 3 Rankings

English		Math		Science		Reading		ELA		STEM	
Amarda Gist	82.20%	Kingston	80.0%	Amarda Gist	57.8%	Amarda Gist	55.6%	Valley Springs	52.4%	Eureka Springs	33.3%
Kingston	80.0%	Amarda Gist	73.3%	Jasper	57.1%	Bergman	50.0%	Bergman	52.1%	Amarda Gist	31.1%
Lead Hill	78.3%	Harrison Skyline	70.4%	Kingston	53.3%	JASPER	50.0%	Harrison Forest	47.1%	Bergman	30.9%
Valley Springs	76.2%	Valley Springs	68.3%	Alpena	51.7%	Kingston	46.7%	Jasper	46.4%	Valley Springs	28.6%
Harrison Skyline	73.1%	Bergman	68.1%	Valley Springs	50.8%	Marshall	46.3%	Green Forest	44.7%	Kingston	26.7%
Jasper	71.4%	Eureka Springs	66.7%	Bergman	46.8%	Valley Springs	46.0%	Eureka Springs	44.4%	Harrison Forest	25.9%
Bergman	71.3%	Harrison Forest	64.7%	Eureka Springs	46.7%	Harrison Forest	42.4%	Harrison Skyline	40.7	Alpena	24.1%
Flippin	71.2%	Flippin	62.1%	Harrison Forest	44.7%	Alpena	37.9%	Kingston	40.0%	Omaha	21.9%
Eureka Springs	71.1%	Jasper	60.7%	Omaha	37.5%	Eureka Springs	37.8%	Marshall	38.9%	Bruno Pyatt	20.0%
Harrison Forest	69.4%	Marshall	55.0%	Harrison Skyline	35.2%	Harrison Skyline	35.2%	Amarda Gist	35.6	Harrison Skyline	19.4%
Green Forest	69.1%	Green Forest	55.3%	Green Forest	35.1%	Green Forest	34.0%	Flippin	33.3%	Jasper	17.9%
Alpena	69.0%	Berryville	53.9%	Flippin	34.8%	Omaha	31.3%	Omaha	28.1%	Yellville Summit	17.5%
Marshall	66.7%	Yellville Summit	52.4%	Yellville Summit	33.3%	Deer	30.8%	Alpena	27.6%	Flippin	16.7%
Berryville	61.7%	Alpena	51.7%	Deer	30.8%	Flippin	28.8%	Yellville Summit	25.4%	Green Forest	16.0%
Deer	61.5%	Omaha	43.8%	Bruno Pyatt	30.0%	Yellville Summit	27.0%	Deer	23.1%	Berryville	15.6%
Yellville Summit	52.4%	Bruno Pyatt	40.0%	Marshall	29.6%	Berryville	24.1%	Berryville	22.7%	Marshall	9.3%
Omaha	43.8%	Oark	36.8%	Berryville	27.0%	St. Joe	21.1%	Lead Hill	17.4%	Lead Hill	8.7%
Bruno Pyatt	40.0%	Lead Hill	34.8%	Lead Hill	21.7%	Bruno Pyatt	20.0%	Oark	10.5%	Deer	7.7%
St. Joe	36.8%	Deer	30.8%	St. Joe	15.8%	Lead Hill	17.4%	St. Joe	10.5%	Oark	5.3%
Western Grove	35.0%	St. Joe	21.1%	Oark	10.5%	Oark	10.5%	Western Grove	10.0%	Western Grove	0.0%
Oark	31.6%	Western Grove	10.0%	Western Grove	10.0%	Western Grove	10.0%	Bruno Pyatt	10.0%	St. Joe	0.0%
Mt. Judea	N>10	Mt. Judea	N>10	Mt. Judea	N>10	Mt. Judea	N>10	Mt. Judea	N>10	Mt. Judea	N>10
STATE AVG	82.7%	STATE AVG	64.4%	STATE AVG	56.0%	STATE AVG	52.2%	STATE AVG	53.8%	STATE AVG	18.6%

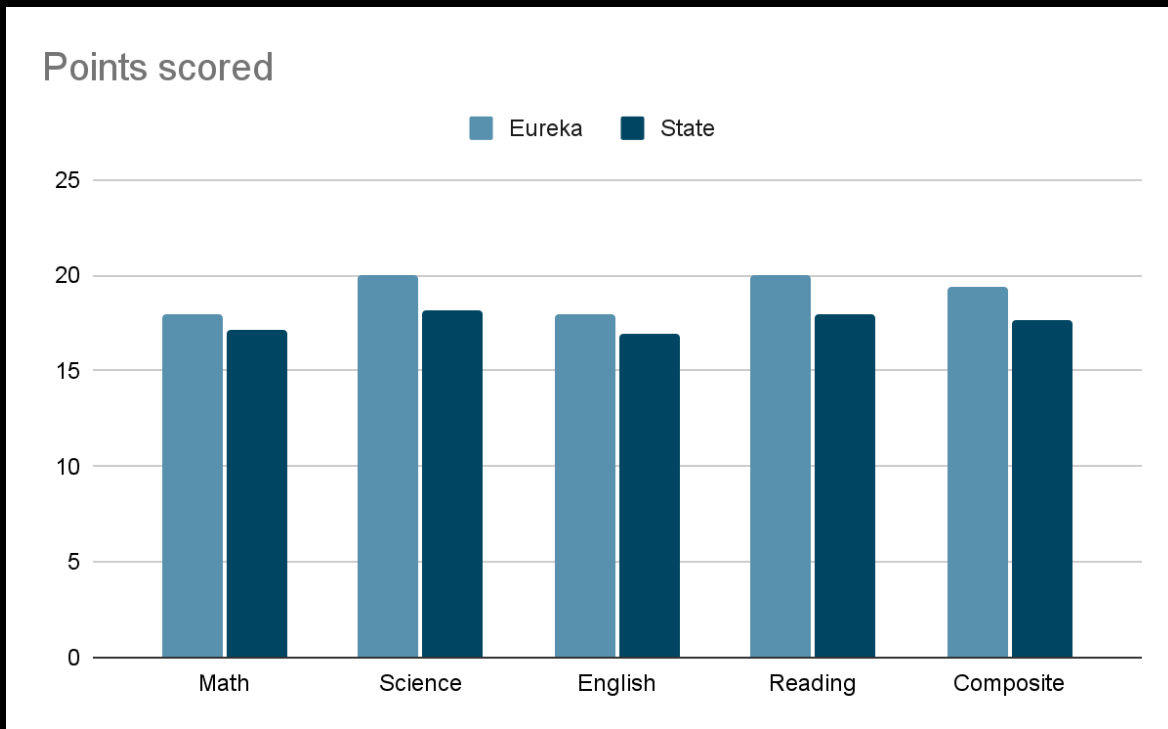
# \*AP Exams

## Points scored



24 of 36 students scored a 3 or higher which got them college credit.

# \*ACT Testing- Grade 11 (Average Score)



53 Juniors tested in school in March for baseline ACT data.



# \*School Performance

*Ranked **15th** of 250 School Districts in  
Arkansas (2023)!!!* <sup>↑</sup> **6**

*-Ranked 21st in 2022 and 28th in 2021-*

Elementary- 75th of 492- B

Middle- 104th of 330- C


High- 10th of 295- A



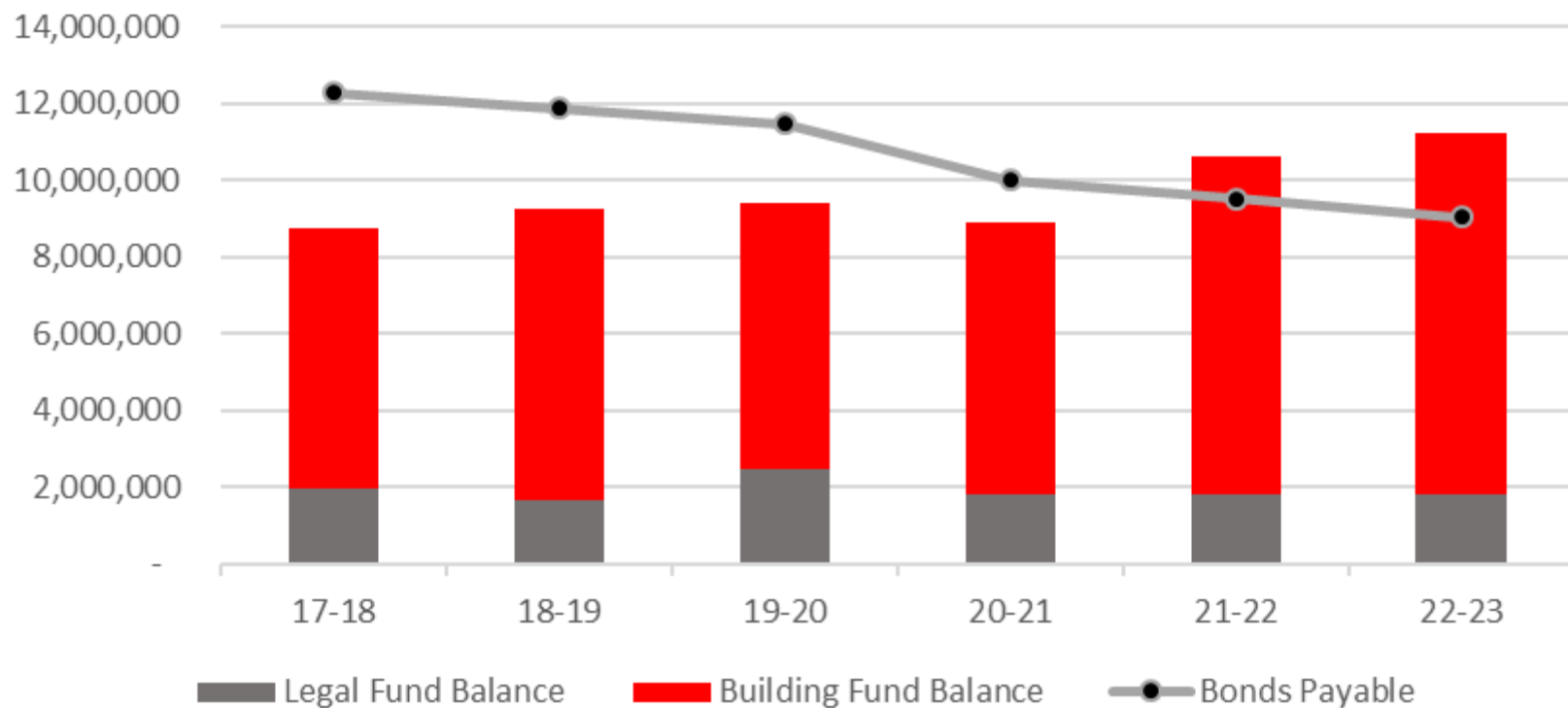
# \*Comparison- 250 School Districts

- Haas Hall: 1st **NC**
- Berryville: 148th ↓ **31**
- Green Forest: 159th ↓ **2**
- Huntsville: 150th ↓ **9**
- Alpena: 86th ↓ **50**
- Harrison: 16th ↓ **5**
- Bergman: 9th ↓ **2**
- Rogers: 60th ↑ **1**
- Pea Ridge: 28th ↑ **39**
- Springdale: 141st ↓ **7**
- Fayetteville: 40th ↑ **6**
- Bentonville: 10th ↓ **5**

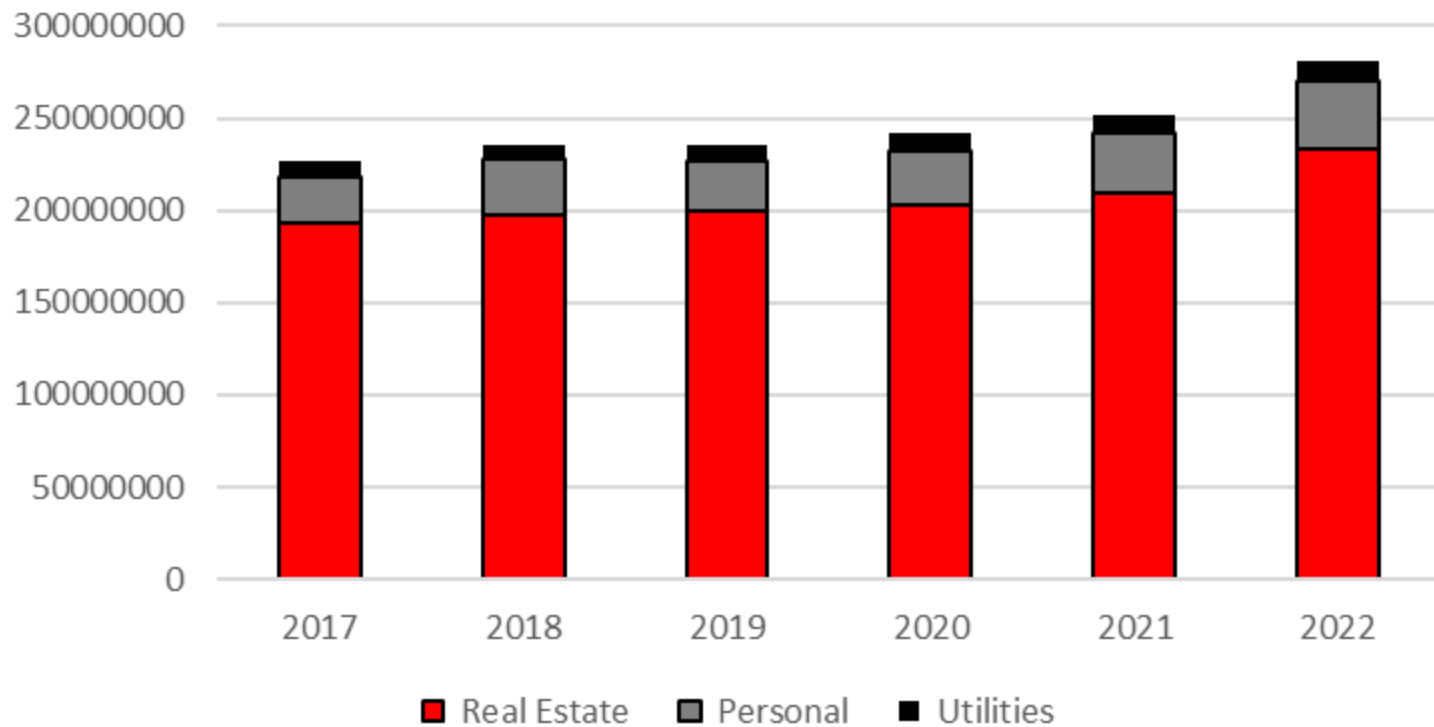
# Financial Overview



## Cash and Bonds Payable Balances

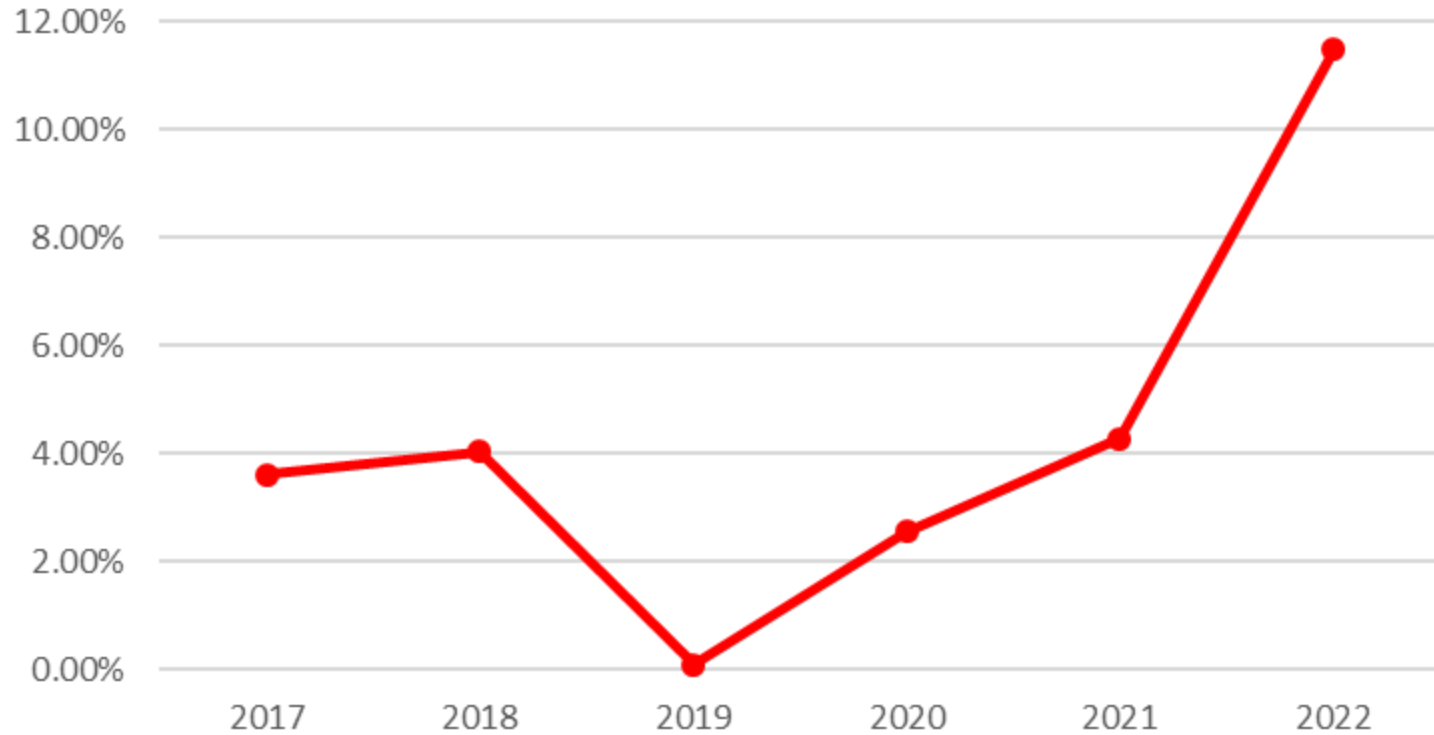


## Property Tax Assessments






## Property Tax Assessment Increase



# Superintendent's Report



ESSD Superintendent Mr. Bryan Pruitt

## Student Demographic Percentages

Excludes PK Students

623 Total Active Students On Oct 2, 2023

NOTE: Program Field counts/percentages reflect the field values on Oct 2, 2023. Non-program field (504, Homeless, Migrant & Home Language) counts/percentages are based on the current values of these fields.

### Gender Percentages

Gender	Gender Count	Gender Percentage
Females	297	47.67%
Males	326	52.33%
<b>Gender - Total</b>	<b>623</b>	<b>100.00%</b>

### Primary Race Percentages

Race	Race Count	Race Percentage
Asian	6	0.96%
Black	5	0.80%
Hispanic or Latino	61	9.79%
Native American/Alaskan Native	5	0.80%
Two or More Races	9	1.44%
White	537	86.20%
<b>Primary Race - Total</b>	<b>623</b>	<b>100.00%</b>

### Curriculum Percentages

Program Value - Student Program	Curriculum Count	Curriculum Percentage
AE	50	8.03%
RG	573	91.97%
<b>Curriculum - Total</b>	<b>623</b>	<b>100.00%</b>

### G/T Percentages

G/T	G/T Count	G/T Percentage
No	570	91.49%
Yes	53	8.51%
<b>G/T - Total</b>	<b>623</b>	<b>100.00%</b>

### Special Ed Percentages

Special Ed	SPED Count	SPED Percentage
No	540	86.68%
Yes	83	13.32%
<b>Special Education - Total</b>	<b>623</b>	<b>100.00%</b>

### 504 Percentages

504	504 Count	504 Percentage
No	582	93.42%
Yes	41	6.58%
<b>504 - Total</b>	<b>623</b>	<b>100.00%</b>

**Meal Status Percentages**

Program Value - Student Program	Meal Status Count	Meal Status Percentage
01 - Free	209	33.55%
02 - Reduced	108	17.34%
03 - Paid	236	37.88%
04 - Direct Certification	70	11.24%
<b>Meal Status - Total</b>	<b>623</b>	<b>100.00%</b>

**Residency Percentages**

Program Value - Student Program	Residency Count	Residency Percentage
2 - Homeschool/Attends a Class Here	4	0.64%
B - School Choice	10	1.61%
C - Legal Transfer	32	5.14%
N - Child of Employee	14	2.25%
R - Resident of District	562	90.21%
X - Speech Only	1	0.16%
<b>Residency - Total</b>	<b>623</b>	<b>100.00%</b>

**Homeless Percentages**

Homeless Status	Homeless Count	Homeless Percentage
Doubled Up	23	3.69%
Hotel/Motel	13	2.09%
Not Applicable	587	94.22%
<b>Homeless - Total</b>	<b>623</b>	<b>100.00%</b>

**ELL/LEP Percentages**

ELL	ELL Count	ELL Percentage
No	573	91.97%
Yes	50	8.03%
<b>ELL - Total</b>	<b>623</b>	<b>100.00%</b>

**Migrant Percentages**

Migrant	Migrant Count	Migrant Percentage
No	622	99.84%
Yes	1	0.16%
<b>Migrant - Total</b>	<b>623</b>	<b>100.00%</b>

**Home Language Percentages**

Language	Home Language Count	Home Language Percentage
English	563	90.37%
Gujarati	2	0.32%
Hmong	3	0.48%
Mandarin	3	0.48%
Spanish	52	8.35%
<b>Home Language - Total</b>	<b>623</b>	<b>100.00%</b>

## Eureka Springs School District (0802000)

147 Greenwood Hollow , Eureka Springs, AR 72632

<http://eurekaspringsschools.k12.ar.us>

<b>Superintendent</b>	Bryan Pruitt
<b>Email</b>	bryan.pruitt@es.k12.ar.us
<b>Phone</b>	(479) 253-5999

District Accreditation Status
Accredited

District Information
Total Enrollment
661

FTE Information	
Superintendent	Assistant Superintendent
1.00	

### ADE Standards Specialist(s)

Stacey Jones	Stacey.Jones@ade.arkansas.gov	501-682-1293
Tonya Gibson	Tonya.Gibson@ade.arkansas.gov	501-683-1022

School Accreditation Status		Status
0802006	Eureka Springs Elem. School	Accredited
0802007	Eureka Springs High School	Accredited
0802008	Eureka Springs Middle School	Accredited

# Bullying Report

Eureka Springs School District

## Bullying Counts

For Dates: Aug 15, 2022 to May 26, 2023

Count	Detention	No Action	Saturday School	Out-of-School Suspension (not to exceed 10 days)	Parent/Guardian Conference	Warning	Total
Bullying	1		2	4	1	1	9

### Eureka Springs Elementary School Discipline List

For Dates: Aug 15, 2022 to May 26, 2023

GR	Race	Incident Date	SP*	Curr*	504*	Incident Number	Incident	Action Start Date	Action End Date	Action Taken	Action Duration	Reported By
03	White	04/27/2023	N	RG	N	4812	18 - Bullying			25 - Warning	0.00	Holloway, Misty
04	White	01/05/2023	N	AE	N	4672	18 - Bullying			23 - Parent/Guardian Conference	0.00	Denton, Jessica

### Eureka Springs Middle School Discipline List

For Dates: Aug 15, 2022 to May 26, 2023

GR	Race	Incident Date	SP*	Curr*	504*	Incident Number	Incident	Action Start Date	Action End Date	Action Taken	Action Duration	Reported By
07	White	03/15/2023	Y	AE	N	4726	18 - Bullying	03/16/2023	03/27/2023	02 - Out-of-School Suspension (not to exceed 10 days)	2.00	Ellis, Maria
06	White	03/15/2023	N	RG	N	4725	18 - Bullying	03/27/2023	03/29/2023	02 - Out-of-School Suspension (not to exceed 10 days)	3.00	Dowell, Jon

### Eureka Springs High School Discipline List

For Dates: Aug 15, 2022 to May 26, 2023

GR	Race	Incident Date	SP*	Curr*	504*	Incident Number	Incident	Action Start Date	Action End Date	Action Taken	Action Duration	Reported By
12	White	03/09/2023	N	AE	N	4712	18 - Bullying	03/09/2023	03/10/2023	02 - Out-of-School Suspension (not to exceed 10 days)	2.00	Gilmore, David
		03/09/2023	N	AE	N	4712	18 - Bullying	03/13/2023	03/13/2023	02 - Out-of-School Suspension (not to exceed 10 days)	1.00	Gilmore, David
12	White	01/09/2023	N	AE	N	4606	18 - Bullying	01/21/2023	01/21/2023	24 - Saturday School	1.00	Gilmore, David
10	White	11/14/2022	N	RG	N	4517	18 - Bullying	11/28/2022	11/28/2022	21 - Detention	1.00	Hearth, Eric
12	White	01/09/2023	N	AE	N	4607	18 - Bullying	01/21/2023	01/21/2023	24 - Saturday School	1.00	Gilmore, David


# Schedule

[illegible]



# Possible Future Building Projects

- **Bus Barn and Maintenance Bldgs** (new property off Stoppel Rd)
- **Conversion of the current Bus Barn to Pre-School**
- **Trap Range for Shooting Sports**



**Thank you for your attendance!**

