



# Scoir: A Student “How To” Guide




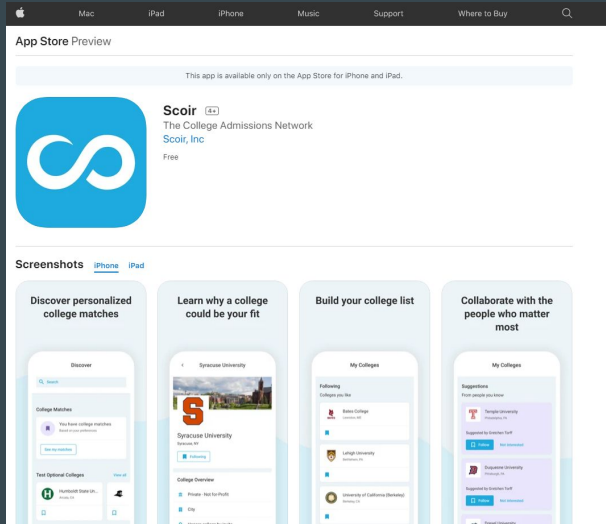
# START HERE!



Be sure to click the link above and watch the video **BEFORE** meeting with your school counselor.

[Getting Started Guide](#)

# DOWNLOAD THE SCOIR APP



SCOIR

Collaborate with a Family Member






Work together to research colleges and build your list. Parents or guardians can see your college lists, and can suggest colleges for you to check out.

Invite a Parent or Guardian



Thanks for sharing your plans!

Application Status

 Long Island Universit... Brockville, NY	 James Madison Univ... Harrisonburg, VA	 Lehigh Bethlehem, PA
Early Action	Early Action	Regular Decision
<b>Enrolling</b>	<b>Accepted</b>	<b>De</b>

Search for a College



Home



Search



More



My Colleges



My Profile

# SENIOR CHECKLIST

<https://app.scoir.com/signin>

If you don't have an account, make sure you let your school counselor know.

## Senior Scoir Checklist

*Scoir is a College Search and Discovery Platform that will help you find colleges that interest you and manage the application process. There's something to do in Scoir each year of high school.*

- Take the [Find Your College Match Quiz](#) to finalize your College Preferences
- Identify a shortlist of 8+ colleges
- Complete your Scoir profile (finalize your personal bio and expand your activities and achievements)
- Add your GPA and test scores to your Scoir Profile, if your school's settings allow
- Explore College Sessions and take virtual campus tours through the YouVisit experience
- Download the [Scoir Student Mobile App](#)

*Be sure to turn on push notifications to stay in-the-know!*

- Begin your application with Scoir
- Request letters of recommendation
- Within My Colleges, move colleges from Following to Applying and Applied
- Sign your FERPA Release/Waiver and request fee waivers
- If applying Early Decision, start an Early Decision Contract
- Record outcomes and your post-graduation plans
- Continue [exploring careers](#) and searching for colleges based on career interests and related majors
- Celebrate! You did it!

**SCOIR**

# ALL THINGS SCOIR


If you haven't already done so, use SCOIR to research colleges and create a list of

**Reach Colleges**  
**Target Colleges**  
**Safety Schools**

Compare GPA and standardized test scores to actual historical data from MHS students who have applied in the past.

# COLLEGE PROFILE IN SCOIR

SCOIR Discover My Colleges My Profile [Apply with Scoir](#)



[Apply with Scoir](#) [Coalition for College](#) [Public](#) [Suburban](#)

[Overview](#) [Academics](#) [Admissions](#) [Cost & Aid](#) [Student Life](#)

### Admitted Student Statistics


[View Application Scattergram](#)

Admission Rate	
<b>49%</b>	
Admissions	Statistic
Admission Rate	49%
Total Applied	47,007
Total Admitted	23,138
Total Enrolled	4,593

Average SAT	
<b>1300</b>	
SAT	Statistic
Average SAT	1300
Composite	1210 - 1390
Reading	610 - 690
Math	600 - 700

Average ACT	
<b>29</b>	
ACT	Statistic
Average ACT	29
Composite	27 - 32
English	26 - 34
Math	25 - 30

### Application Deadlines and Details



# SCOIR CONNECTED COLLEGE

Take a look at the schools that accept SCOIR as you are researching colleges. This will help you and your counselor determine how documents are sent.

<https://www.scoir.com/connected-colleges>

**Connected Colleges**

The number of colleges using Scoir grows almost every day. Below is a current list of all 'Scoir Connected' colleges scheduling visits and/or accepting application-related documents. If you don't see one of your go-to colleges on this list be sure to invite them to create their free Scoir account. Don't forget to post your availability so college reps can come meet with you and your student!

- Indicates colleges using Scoir to schedule visits to high schools
- Indicates colleges using Scoir to receive electronic document submission
- Indicates colleges using Scoir to both schedule school visits and receive documents
- Indicates colleges accepting applications through Scoir

As of September 6, 2022:  
1,743

Alabama	Indiana	Nebraska	Rhode Island
Alaska	Iowa	Nevada	South Carolina
Arizona	Kansas	New Hampshire	South Dakota
Arkansas	Kentucky	New Jersey	Tennessee
California	Louisiana	New Mexico	Texas
Colorado	Maine	New York	Utah
Connecticut	Maryland	North Carolina	Vermont
Delaware	Massachusetts	North Dakota	Virginia
Florida	Michigan	Ohio	Washington
Georgia	Minnesota	Oklahoma	West Virginia
Hawaii	Mississippi	Oregon	Wisconsin
Idaho	Missouri	Pennsylvania	Wyoming
Illinois	Montana		

International

# All Things FERPA

## What is the difference between the FERPA Release and FERPA Waiver?

Both **FERPA Release** and **FERPA Waiver** provide clarity with regards to the disclosure of personally identifiable information contained in education records and protect the confidentiality of information provided during the college application process.

The **FERPA Release** applies to the high school and should be collected and maintained by the high school. The high school sets this on their end in Scoir.

The **FERPA Waiver** applies to colleges and should be forwarded to colleges along with other application-related documents.



# HOW DO I SIGN MY FERPA RELEASE AND WAIVER?



Kobe Bryant

[Personal Details](#)

[Academic Overview](#)

[Personal Bio](#)

[Activities & Achievements](#)

[College Preferences](#)

[Careers](#)

[My Drive](#)

## Personal Details

[Download Resume](#)

### Kobe A Bryant

24 Front Street  
Ballston Spa, NY 12020



Jun 26, 2006

**Legal Sex:** Male

**Gender:** Not specified

**Race:** Black or African American

**Ethnicity:** Not Hispanic or Latino

**Citizenship:** Not specified

### Parents

Sarah Mann [Resend](#)

**Alma Mater:** SUNY at Binghamton

[+ Invite a Parent](#)

**I will be a first-generation college student.**

Yes

No

*You are a first-generation student if neither parent or guardian has received a 4-year college degree.*

### Account

[✉ rdavis+abcd@scoir.com](#)  
*(Primary)*

[+ Add Alternate Email](#)

### FERPA

Waiver of Rights **Unsigned**

*Edited by Annelise Kavanaugh on 04/21/2023*

[Review and Sign](#)

**Application ID**

**Common App ID:** 123456

Review and sign your FERPA Release Authorization and Waiver of Rights forms by clicking the **Review and Sign** links beneath each form from the My Profile page.

# RECOMMENDATION LETTERS

Sign off on your FERPA waiver in **both** Scoir **and** the Common App. Many of your teachers will **NOT** write letters of recommendation if this step has not been completed in Scoir.

Make sure to ask for your letters of recommendation in person from your teachers before adding the formal request into Scoir.

Visit Scoir's [Support Section on Letters of Recommendation](#)

Any outside recommender must be requested through the Common App's "Additional Recommenders" section. Only letters from current or past staff of Metuchen High School will be added to Scoir.

# FERPA and EARLY DECISION AGREEMENT

FERPA AND EARLY DECISION AGREEMENTS MUST BE COMPLETED IN **BOTH** SCOIR **AND** THE COMMON APPLICATION.

Not all students will be applying ED and that is okay! However, if you are, you **MUST** follow the above step.

**ALL STUDENTS** sign off on their FERPA waivers so everyone needs to complete in SCOIR and The Common Application.

# EARLY DECISION

Make  
sure to  
discuss  
early  
decision  
with your  
school  
counselor!

## Early Decision Signature Request

**"Early Decision (ED) is the application process in which students make a commitment to a first-choice institution where, if admitted, they definitely will enroll.** While pursuing admission under an Early Decision plan, a student may apply to other institutions, but may have only one Early Decision application pending at any time. Should a student who applies for financial aid not be offered an award that makes attendance possible, the student may decline the offer of admission and be released from the Early Decision commitment. The institution must notify the applicant of the decision within a reasonable and clearly stated period of time after the Early Decision deadline. Usually, a nonrefundable deposit must be made well in advance of May 1. The institution will respond to an application for financial aid at or near the time of an offer of admission. Institutions with Early Decision plans may restrict students from applying to other early plans. Institutions will clearly articulate their specific policies in their Early Decision agreement."

**If you are accepted under an Early Decision plan, you must promptly withdraw the applications submitted to other colleges and universities and make no additional applications to any other university in any country.** If you are an Early Decision candidate and are seeking financial aid, you need not withdraw other applications until you have received notification about financial aid from the admitting Early Decision institution.

I understand that, when I click the "Sign" button below, I will be affixing my digital signature to this document and that my digital signature is the legal equivalent of my handwritten signature.

As the parent/legal guardian, I will ensure that the applicant abides by the Early Decision commitment outlined above.

Sign

# ADDING COLLEGE TO APPLYING COLUMN

The screenshot displays the Scoir application dashboard. At the top, there is a search bar and navigation links for Home, Discover, My Colleges, Inbox, and Me. A search bar is also present in the middle right section. The dashboard is divided into three main columns: 'Following (6)', 'Applying (2)', and 'Applied (1)'. The 'Applying' column is highlighted with a grey arrow pointing to it. The 'My Colleges' link in the top navigation is also highlighted with a grey arrow pointing to it. The 'Applying' column contains two college cards: Ramapo College of New Jersey and Delaware Valley University. The 'Applied' column contains one college card: Lehigh University. The 'Following' column contains six college cards: Binghamton University, Brandeis University, Cornell University, Lafayette College, Muhlenberg College, and University of Glasgow. On the left side, there are vertical tabs for 'Not Interested' and 'Suggested', each with a 'View' link.

1: Click My Colleges  
2: Click “Add College” under applying Column  
3: Add school (see next slide for more details)

# APPLYING COLUMN CONTINUED...

How are you applying?

Application Method

Scoir  Common App  College Website  Other

First Year Deadlines

Early Decision November 1  Early Decision II January 1  Regular Decision January 1

**Make sure to choose how you're applying!**

**Discuss each application type with your school counselor.**

Cancel Save

How are you applying?

Application Method

Scoir  Common App  College Website  Other

Common ID

First Year Deadlines

Early Decision November 1  Early Decision II January 1  Regular Decision January 1

Early Decision Agreement required

Submitting an application for Early Decision requires you to sign an agreement acknowledging your commitment to enroll at this college, if admitted. You will need to add or select one parent/guardian, who will also be required to sign this acknowledgement. Please note this college might refuse to consider your application if it does not receive a fully completed Early Decision Agreement prior to the application due date.

SAT/ACT Reporting

I intend to apply Test Optional and will not be reporting SAT/ACT scores to this college

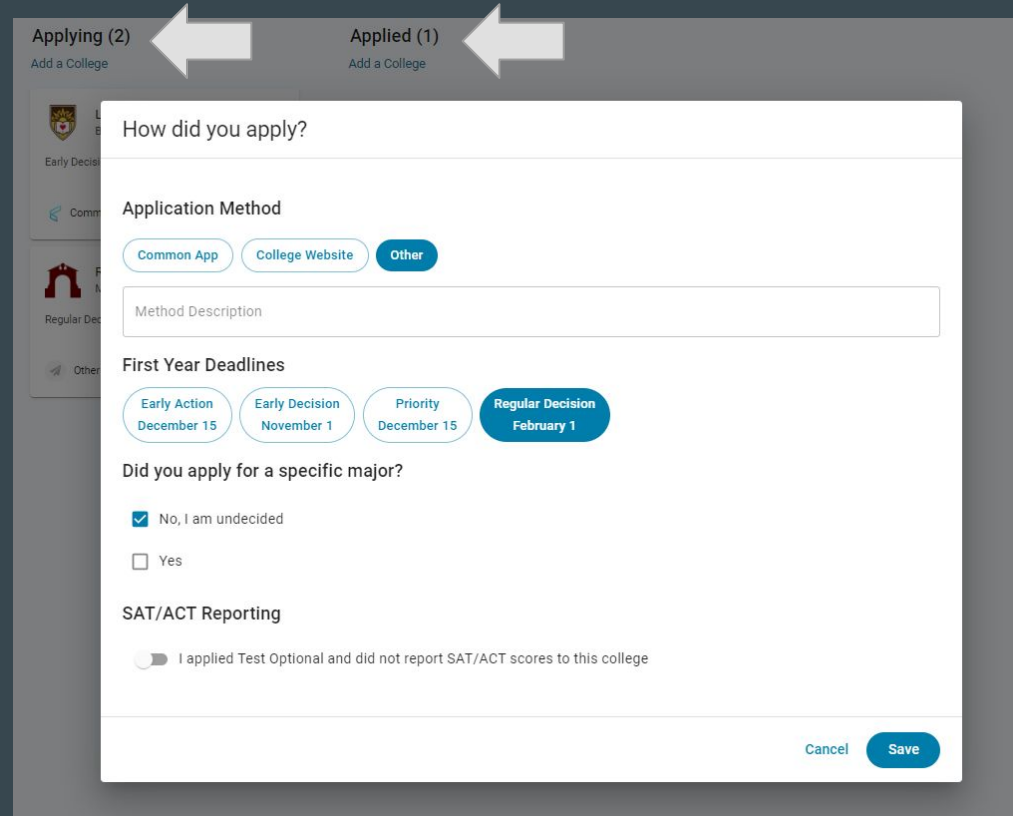
Cancel Save

**Make sure to enter your Common App ID: Located at the top right of your Common App Home Screen**

# NOW WHAT, I'VE APPLIED?

- Once you have submitted your application to a college or university, you must move that college from the “Applying” tab to “Applied.”
- Make sure to state how you applied (Common App, Website, etc.).
- Was it EA, ED, RD?
- Enter your major if you applied for a specific one.
- Say whether or not you are applying Test optional.

**SAVE, SAVE, SAVE!**



The screenshot shows a user interface for managing college applications. At the top, there are two tabs: "Applying (2)" and "Applied (1)". Two large white arrows point from the "Applied (1)" tab back to the "Applying (2)" tab, indicating the transition of a college from the applying stage to the applied stage. Below the tabs, a form titled "How did you apply?" is displayed. The form includes sections for "Application Method" (with buttons for "Common App", "College Website", and "Other"), "Method Description" (a text input field), "First Year Deadlines" (with buttons for "Early Action December 15", "Early Decision November 1", "Priority December 15", and "Regular Decision February 1"), "Did you apply for a specific major?" (with radio buttons for "No, I am undecided" and "Yes"), and "SAT/ACT Reporting" (with a toggle switch for "I applied Test Optional and did not report SAT/ACT scores to this college"). At the bottom right of the form, there are "Cancel" and "Save" buttons.