



SENIORS

2024!

Graduation Planning Guide


Use in Conjunction with Senior Google Drive Resources

_____ Name



Table of Contents

- Letter to Seniors - Purpose of Guide.....Page 1
- College, Career & Military Dates for Seniors2
- Monthly Punch List.....3
- Personal Punch List5
- College Application To Do List6
- Apply Texas Directions7
- Extra Curricular Activities Log9
- Volunteer Service Log10
- Awards & Honors Log11
- Types of Financial Assistance12
- Information For FAFSA13
- TSI Test Information15
- Testing Summary Sheet16
- Senior Announcement Sheet17
- Work History for Resume18
- Self Care - Making Hard Decisions19
- Career Idea Worksheet20
- Uniformed Service Opportunity Worksheet21
- Comparison Chart for School and Training Types22
- My Accounts - Vital Info to Remember.....24



Scholarship resources are on the JHS scholarship web page.

SENIORS:

Senior year is exciting and full of anticipation as you await the uncertainty of next year. Even if you have an idea of what's to come, there is no doubt that this year will be a time of transition. This last year of high school, you will take important steps that make you closer to being an independent, young adult. Although, you're use to juggling extracurricular activities, part-time jobs, and the school things that you always have, throughout your senior year, things may feel a bit more stressful. This has to do with realizing the impending finality that graduation is!

My hope is that this guide will be your resource for the typical things you WILL have to deal with. It should help you think through, plan, be prepared and stay organized for your senior year.

I want you to know that I am on your team. Count on me to answer your questions, calm your nerves, and help you work towards your plans and goals for life after graduation.

SINCERELY,

Mrs. Tullos



senior
year

Monthly Punch List

This list contains general
timeline items
to help pace yourself.
Look for important
*Milestones and make sure you
get these done!

AUGUST

- Review this planning guide.
- *Review your Transcript and Four Year Plan. Learn to identify and find important information for applications on your transcript.
- Take electives courses that will prepare you for your career choice, college major or let you earn a certification.
- Complete portfolio pages Prior Awards, Service Work, or Job Experience. This information is needed for college and scholarship applications.

SEPTEMBER

- Register for SAT/ACT if needed. Check your College Board account - learn how to send SAT scores to colleges.
- Create or update *ApplyTexas account and apply to Palo Alto College and other colleges of your choice
- Write college essays (Have an English teacher or someone review your essay)
- If applying for Early Decision to college watch application deadlines
- Ask teachers for letters of recommendation - use the brag sheet.
- Make reservations for college visits and then make the trip!
- Check college websites for deadlines for things like applications for housing on campus

OCTOBER

- Register for November SAT or December ACT if needed
- Request official transcripts be sent to colleges you've applied to using form from counseling office
- Keep working on essays and applications, meeting with college reps and visiting colleges.
- Search out and complete scholarship applications
- *Complete FAFSA application

NOVEMBER

- *Take TSI test if previously untested, unfinished or a better score is needed.
- Register (last chance) for the December ACT and/or SAT exams
- Pay attention to all private college application deadlines
- Work on organization of all accounts and passwords, test score reports, copies of application and financial aid
- Send SAT/ACT scores to colleges through www.collegeboard.com
- Watch for scholarships added to the JHS Career Center Scholarship website

Report any college
*acceptances and
decisions or military
decisions to the
Career Lab when
they happen!



senior year Monthly Punch List

DECEMBER

**Submit FAFSA Waiver or provide proof of FAFSA is completed.*

Visit college campuses over winter break

Apply for scholarships

Finish applications for private colleges

Expect notification of early college decision acceptance/deferral by December 15th.

JANUARY

Continue to research Scholarship and loan opportunities

Research career options and make a list of

**Tell Mrs. Tullos about college acceptances when they happen for you. Share what your decision is about Enlistments, Internships, Colleges and other formal plans... let's celebrate! (Get your name on the board in the senior hall!)*

FEBRUARY

Make sure you have one or make a job resume.

MARCH

Attend Job/Career Fair. Bring at copies of your resume. Ask potential employers about tuition reimbursement
Register for New Student Orientations with your college and complete Advising Requirements so that you can register for college classes!

APRIL

If you haven't already, select your school and make steps to attend the school of your choice.

Finalize plans for housing, financial aid and/or scholarships

Meet in person or virtually with your college admission counselor or recruiter to make sure you are on track!

MAY

Notify the CCMR Director of your final school choice and any scholarships you have been awarded

Request final official transcripts from Counseling office.



my application to-do-list

1 SUBMIT AN APPLICATION ONLINE

ALL STUDENTS MUST MAKE AN ACCOUNT ON THE NEW APPLY TEXAS WEBSITE!

goapplytexas.org

ALL STUDENTS APPLY to Palo Alto College

BE AWARE OF APPLICATION DEADLINES 2

- Early Decision: binding
- Early Action: hear back sooner but not binding
- Regular Decision: later deadline and not binding

QUICK CHECK

DO THEY HAVE MY MAJOR? _____

IS IT A GOOD FIT IN TERMS OF:

SAT _____

ACT _____

GPA _____

5

check to see if letters of recommendation are required

ask your recommenders at least 2 weeks before the deadline

3

TO HAVE TRANSCRIPTS SENT TO THE COLLEGES YOU ARE APPLYING TO, COMPLETE A YELLOW TRANSCRIPT REQUEST FORM AND TURN IT IN TO MS. FANNO.

THIS FORM MUST BE SIGNED BY A PARENT IF YOU ARE UNDER AGE 18.

1.
2.
3.

Name 3 people who would write strong recommendations for you:

4

send your SAT and ACT test scores to colleges through the testing agencies

SAT: www.collegeboard.org

ACT: www.actstudent.org

TSI: every college accepts TSI scores differently.

Find out how your college will receive them and then request help from Mrs. Tullos

EXAMPLES: SCHOOL COUNSELOR, TEACHER, COACH, MUSIC INSTRUCTOR, CLUB SPONSOR, EMPLOYER

ApplyTexas

page 1

New Website! www.goapplytexas.org

1. CREATE YOUR ACCOUNT INFORMATION

- Click on Get Started
- Choose the email, username and password you will use for this account and write it down on your "My Accounts" page!
 - Use your Full, legal name
 - Use your Social Security Number
 - Fill in the biographical information requested.

NOTE: You will receive an automated e-mail titled "Your ApplyTexas Profile" to confirm your profile was submitted. You **must verify your account by clicking on the link in the email.**

2. BEGIN YOUR APPLICATION

- Click 2 year institution
- Click on Start a New Blank application
- Apply to Palo Alto College for Fall 2023.

Just because you apply to a college does not mean you have to go there. It is normal to apply to more than one college. All students will apply to Palo Alto College.
- Fill in the requested biographical and academic information.

3. BIOGRAPHICAL INFORMATION

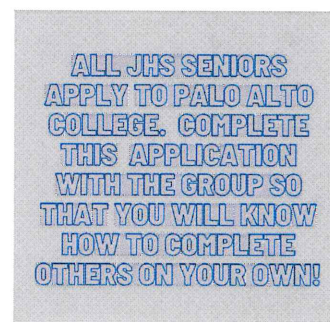
- Fill out biographical information
- Click on Save Changes
- Answer questions about languages spoken, family income, and household size
- Click on Save Changes 4

4. EDUCATIONAL BACKGROUND

- Answer each set of questions with Questions 1-4 (the following are helpful hints)
- Question 1 – High School from which you expect to graduate
- Click on Find Your High School to search for your high school
- Enter your High School Name. The school's information will auto populate according to information in Apply Texas.
- Enter your Expected Graduation Date: May 2022
- Answer home-school question
- Question 2 – Answer Yes or No or click not applicable
- Question 3 – List ALL colleges or universities you have attended for Dual Credit Courses or undergraduate education. Skip this question if you have never attended any college or university.
- Question 4 – Answer Yes or No
- Click on Save Changes

5. EDUCATIONAL INFORMATION

- Question 1 – Select "none" unless this applies to you
- Question 2 – Click No unless this applies to you
- Question 3 – List exact titles of courses you will complete your senior year. Indicate if the course is an AP or IB course, dual credit or concurrent enrollment, and when the course was taken. Include college course work, if any, you will complete during your senior year.
- Click on Save Changes 5



THOUGHTS?

ApplyTexas

page 2

6. TEST SCORES

- If you have taken the ACT click ACT Taken and input the date it was taken.
- If you have taken the SAT click SAT Taken and input the date it was taken. (SAT school day at JHS was April 26, 2022)
- Click Save Changes

6. RESIDENCY INFORMATION

- Answer Yes or No to attending a public college or university in Texas question
- Click Save and Continue to next question
- Choose your state of residency
- Answer Yes or No for Texas Residency questions
- Click on Save and Continue to next Question
- Review Residency answers then click Save Page and Continue with Application

Note: not all colleges ask for the same information. Be prepared to answer more or different questions or even provide other information such as an essay or senior class information.

11. EXTRACURRICULAR AND VOLUNTEER ACTIVITIES

- List in priority order the clubs, teams and other organizations you have participated in throughout high school.
- Include service and work done in the summer
- Enter the organization/activity
- Enter a description
- Click on the years in high school that you participated
- List any positions you've had
- Select which level this activity was at
- Enter the amount of time spent on this activity in a certain amount of weeks.
- Community or Volunteer Service 6
- Enter Place of Service
- Enter a Description of Service
- Enter Total hrs. worked and the date started and ended
- Talents, Awards, Honors
- Enter the Award, Honor, and Distinction
- Enter Description, Basis, Sponsor
- Click which years you received this honor
- Select which level it was at
- Click on Save Changes

12. EMPLOYMENT INFORMATION

- Enter the Specific Role/Job Title
- Enter the Employer
- Enter how many hrs. Per week
- Select the begin and end dates
- Click on Save Changes

13. CUSTOM QUESTIONS FOR THIS INSTITUTION

- Answer all required questions particular to the university
- Save the individual answers and once they are completed click Save, Acknowledge Question • Click Save and Complete This Page

14. SUBMIT

- Read all certification information and check mark the boxes.
- After reading and answering all questions, continue with the payment process, or click request a fee waiver.

The colleges you apply to will send you emails letting you know they have received your application. These emails will contain directions for things to do so that you can ensure your application is complete. They will give directions on how to submit test scores or shot records, how to set up advising and what things to do next to prevent holds on your account keeping you from registering for college.



THOUGHTS?

*** The colleges you apply to will email you. Watch for these emails to come through and then follow the directions it gives you!

VOLUNTEER & COMMUNITY SERVICE HOURS

You will need this information for scholarship applications. Record activities you were a part of that helped others. You may have done them through an organization like FFA, NHS, Athletics, or your church.

9 Freshman Year

Dates	Place of Service & Description	Hours

10 Sophomore Year

Dates	Place of Service & Description	Hours

11 Junior Year

Dates	Place of Service & Description	Hours

12 Senior Year

Dates	Place of Service & Description	Hours



Place of Service

Description of Service

Total hrs

From Month Year

To Month Year

AWARDS - HONORS - RECOGNITIONS

You will need this information for scholarship applications. These include things like honor roll, teacher awards, NHS membership, scholar athlete...

9 Freshman Year

Award:

Award:

Award:

Award:

10 Sophomore Year

Award:

Award:

Award:

Award:

11 Junior Year

Award:

Award:

Award:

Award:

12 Senior Year

Award:

Award:

Award:

Award:



Talent, Award, Honor 1

Award, Honor, Distinction

Description, Basis, Sponsor

Example Talent, Award, Honor 1

Award, Honor, Distinction Regional Qualifier (Speech) Years: Fr So X Jr Sr

Description, Basis, Sponsor 1 of 3 chosen for regional team (JTL) Level: REGIONAL

Years Fr./Yr.1 So./Yr.2 Jr./Yr.3 Sr./Yr.4

Level

Scholarships

One consideration graduates have to acknowledge is that they will need a plan for the financial obligations that come with being an independent young person. Families often want to support their children financially as they choose to continue with their education. Despite these generous and supportive feelings, the cost of post secondary training and education can still be overwhelming to both parties.

Earning a college bachelor degree use to ensure that a person would get a good job with a nice salary and good benefits. That is no longer the case. Students need to consider what career area they want to work in and decide if going to college is really necessary. Many medical, engineering and professional jobs do not require a four-year college degree. Spending that much time and money on a four year degree to become qualified for a career that one could begin as an intern or with on the job training is a choice that often puts students in debt and not ahead in their careers.

Scholarships are available for university expenses, junior college expenses, career and technical school training expenses.

There are many national and state scholarships available online. Students and parents beginning their search often feel like they don't meet the requirements for scholarships and that finding scholarship applications that they meet the requirements for are few and far between.

Students have access to a variety of tools through the high school scholarship web page. All seniors have access to a google classroom account that offers scholarship search tools. Time will be spent during the school day for students to be presented with lessons on how to fill out scholarships and work

·scholarship applications, including but not limited to, transcripts, resumes, essays, photographs, and letters of recommendation.

FAFSA

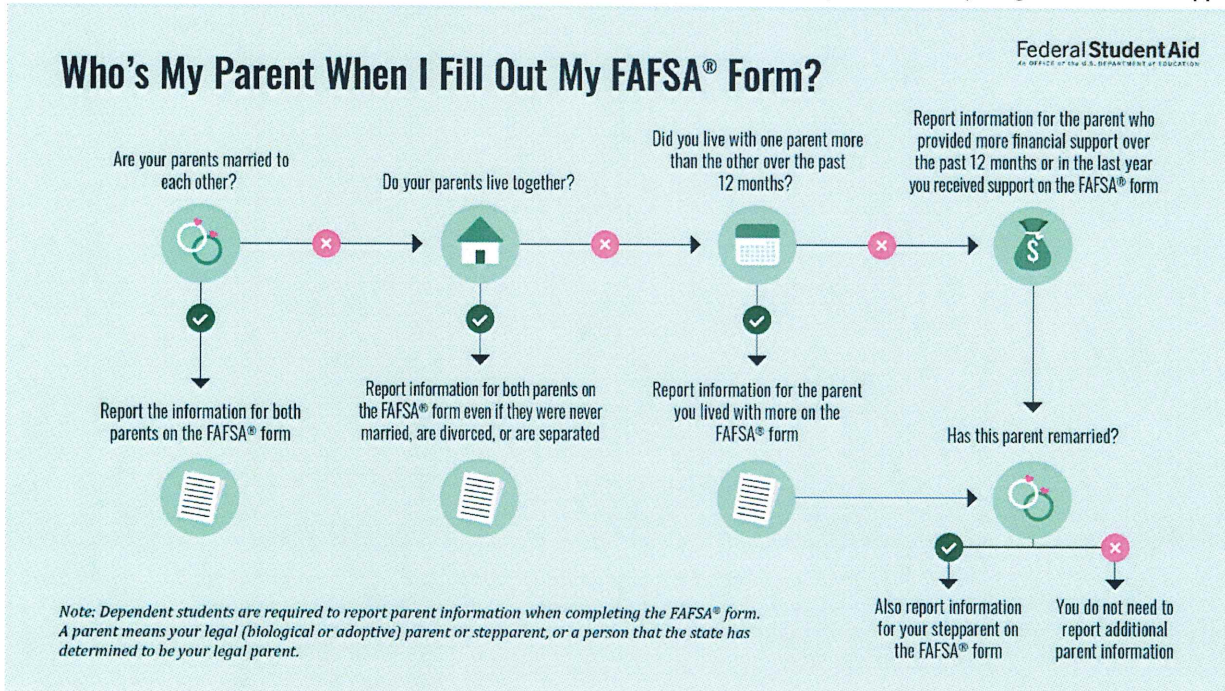
Federal Application for Student Aid

FAFSA is the application college going students fill out in order to see what funds they qualify for to help pay for school. Grants and loans are both available through the FAFSA application. Completing the FAFSA is a Texas graduation requirement. Students or parents who will not complete the application may sign an Opt-out Form to satisfy this requirement.

October 1 is the date each year that the FAFSA application becomes available for the following Fall school term.

For the college school year of 2023 – 2024 families will use their tax information from the year 2021.

Necessary Information: In order to determine which parent, if any, to include on the FAFSA application, use this chart to identify who should be included on the FAFSA application. Review the information on the charts and fill it in while filling out the FAFSA application.



Status of Student	Information Needed	Classification of Student
The parent(s) / guardian has custodial rights over the student and the student lives with them the majority of the time.	Parent / Guardian Name: <hr/> If the parent is married the name of the spouse must be included as well. Parent / Guardian 2 Name: <hr/>	DEPENDANT
If the student has been in foster care / ward of the court Or If the student has a child they support financially Or The student is experiencing homelessness	This student is considered an independent for the purposes of financial aid. Parental information is not needed.	INDEPENDENT

Fill in the information on this chart and the ones on the following page. You can leave off SSN# or other information you prefer not to have in print for security reasons, but make sure this information is available when asking for help to complete the online application.

required information **FAFSA**

The student and one parent will both need to create their own FSA ID. This information will be used to log into the website and electronically sign and submit the FAFSA form. The first thing the student and parent should do is create their FSA ID on the FAFSA website. If the parent previously filled out the application for a sibling, they will need to use the same FSA ID for the new student's application.

Record the information used and the usernames and passwords created for each account. Keep up with this information. Students will need to log into their FAFSA accounts and update it each year while they are in school.

Student Username	Student Password	Student Save Key	Student Email
Parent Username	Parent Password	Parent Save Key	Parent Email

Challenge Questions & Answers. There are 4 challenge questions and answers. Select the questions from the drop down menus and provide your answers below.

1. _____
2. _____
3. _____
4. _____

Verify your email address & mobile phone number. FSA will send an email with a code that must be entered to verify you email address. FSA will sent a text message with a code used to verify your mobile phone number. Once this is done, your FSA ID is ready to use.

Log into the FAFSA account and answer the questions given. Provide the information requested until the application is complete. Both the parent and student will have to digitally sign the application in order to submit it.

The information needed to complete the chart below will be the information the student and parent will need when completing the FAFSA online. Having this information at hand will make completing the application much easier.

	Student	Father / Stepfather	Mother / Stepmother
Dates of Birth			
Social Security #s			
Did you file taxes in 2021 ?			
If you did not file, how much did you earn from working in 2021 ? (use w2 info)			
Month & year of marriages and or divorces			
Month & year you began living in Texas			
List any benefits received (SNAP, SSI, WIC, TANF)			

What to know about

TSI Testing

Everyone needs a score!

ENGLISH LANGUAGE ARTS & READING

A 30-question section, the **ELAR College Readiness Classification (CRC)** Test has two multiple-choice content categories:

- **Reading-focused questions** concern literary text comprehension and analysis as well as informational and argumentative texts
- **Writing-focused questions** concern sentence, paragraph, and draft revision and editing

If you don't earn a score that demonstrates you are college ready, you will have to take a diagnostic test. This test will have 48 total items, with 24 in each of the named categories.

The Essay portion of the exam tests your ability to read and write with a prompted 300-600 word writing assignment. You may not use any tools for assistance, except for scratch paper and a writing tool to use to help you create a rough draft. Scoring is based on the following qualities:

- Purpose and Focus
- Organization and Structure
- Development and Support
- Sentence Variety and Style
- Mechanical Conventions
- Critical Thinking

All six qualities support the level of writing required in a college curriculum.

SCORING:

CRC ≥ 945 and Essay ≥ 5 or
CRC < 945 and Diagnostic Level ≥ 5 and Essay ≥ 5

MATHEMATICS

In the Mathematics section of the **College Readiness Classification (CRC)** Test, 20 questions test four aspects of knowledge in math:

- **Quantitative Reasoning** includes ratios, proportions, percentages, and linear equations and expressions
- **Algebraic Reasoning** includes solving equations, evaluating functions, and solving problems in context
- **Geometric and Spatial Reasoning** includes measurement system conversions, geometric problem solving, transformations, and right triangle trigonometry
- **Probabilistic and Statistical Reasoning** includes classifying and constructing data representations, interpreting probability, and describing data concepts

If you received the diagnostic test, there would be 12 items in each section for a total of 48 questions. Take your time and answer questions carefully to give yourself the best opportunity to improve your score.

Calculators may not be brought into the testing facility. If a calculator is needed and allowed, an on-screen version will pop up for you.

SCORING:

CRC ≥ 950 or
 < 950 and Diagnostic Level 6

TSI test scores are good for 5 years. Testing sites charge \$30 - \$45 to take the exam. Jourdanon HS pays for each student's first exam. If a student needs to retest, the cost is \$25 or \$10 for each section needed.

NOTES TO SELF...

The School will cover the cost of your first TSI exam. If you need to retest, the entire exam is \$15 or each section is \$5.

my testing summary

TSI Minimum Scores: 945, 5, 950

I can access my TSI scores at <https://studentportalaccuplacer.org/#/studentisr>

MY TSI ID# _____

TEST DATE: _____

TEST DATE: _____

TSI TEST CENTER NAME: JOURDANTON ISD

READING: _____

READING: _____

HOW DO I SEND MY SCORES TO MY COLLEGES? -
GOOGLE IT!

ESSAY: _____

ESSAY: _____

MATH: _____

MATH: _____

SAT Minimum Scores: 480, 530, Total of 1010

Access SAT scores at <https://collegereadiness.collegeboard.org/sat/scores/sending-scores>

TEST DATE: _____

TEST DATE: _____

EVIDENCE BASED READING &

EVIDENCE BASED READING &

WRITING: _____

WRITING: _____

MATH: _____

MATH: _____

TOTAL SCORE: _____

TOTAL SCORE: _____

ACT Minimum Scores: E 19, M 19, and Total of 23

Access ACT scores at <https://my.act.org/account/signin?location=https://my.act.org>

TEST DATE: _____

TEST DATE: _____

READING: _____

READING: _____

MATH: _____

MATH: _____

COMPOSITE: _____

COMPOSITE: _____

ASVAB Minimum Score 2022-2023: 31


A copy of ASVAB scores is in student files in the CCR Lab

TEST DATE: _____

TEST DATE: _____

MILITARY ENTRANCE SCORE: _____

MILITARY ENTRANCE SCORE: _____



WORK HISTORY

Sooooo glad I wrote all this down!

1 Employer: _____
○ Address: _____ Telephone: () _____
Supervisor: _____ Title: _____
Dates of Employment: Started _____ Ended: _____
Job Title / Position: _____
Duties / Skills Used: _____

2 Employer: _____
○ Address: _____ Telephone: () _____
Supervisor: _____ Title: _____
Dates of Employment: Started _____ Ended: _____
Job Title / Position: _____
Duties / Skills Used: _____

3 Employer: _____
○ Address: _____ Telephone: () _____
Supervisor: _____ Title: _____
Dates of Employment: Started _____ Ended: _____
Job Title / Position: _____
Duties / Skills Used: _____

THE IMPORTANCE OF

self care

I HAVE NO IDEA
WHAT I'M DOING
AFTER GRADUATION.

EVERYONE ELSE HAS IT
ALL TOGETHER AND
I DEFINITELY DON'T.

AM I THE ONLY ONE
THIS STRESSED OUT?

THIS IS A STRESSFUL SEASON!
YOU'RE NOT ALONE!
REFRAME YOUR NEGATIVE THOUGHTS INTO
POSITIVE ONES.

I CAN WORK WITH MY SCHOOL
ADVISORS TO FIGURE OUT A
PLAN FOR NEXT YEAR. THEY
WANT TO HELP ME BE
SUCCESSFUL!

IF I STAY ORGANIZED AND
AWARE OF DEADLINES,
I CAN MINIMIZE MY STRESS.

I CAN MANAGE MY STRESS
WITH PRACTICE.

Self Care Checklist

- | | |
|--|---|
| <input type="checkbox"/> GO FOR A WALK WITH A FRIEND | TAKE A BATH <input type="checkbox"/> |
| <input type="checkbox"/> CREATE A NEW PLAYLIST AND ENJOY IT | READ A GOOD BOOK <input type="checkbox"/> |
| <input type="checkbox"/> CALL SOMEONE ON THE PHONE TO CATCH UP | TAKE A BREAK FROM SOCIAL MEDIA <input type="checkbox"/> |
| <input type="checkbox"/> WATCH A MOVIE OR TURN ON A TV SHOW | COOK A MEAL OR BAKE A DESSERT <input type="checkbox"/> |
| <input type="checkbox"/> COLOR, PAINT, OR CRAFT | SHOOT A BASKETBALL <input type="checkbox"/> |
| <input type="checkbox"/> JOURNAL THINGS YOU'RE THANKFUL FOR | TRY A NEW HOBBY <input type="checkbox"/> |
| <input type="checkbox"/> GET ENOUGH SLEEP AT NIGHT | ORGANIZE OR CLEAN SOMETHING UP <input type="checkbox"/> |
| <input type="checkbox"/> OTHER _____ | |

Career IDEAS!

FIGURING OUT WHAT YOU WANT TO DO FOR A JOB OR CAREER CAN BE DIFFICULT. TO HELP WITH THIS, THESE ARE THINGS YOU SHOULD TAKE INTO CONSIDERATION:

- What are you good at? What could you be qualified to do?
- What careers offers stable job opportunity?
- What kind of salary do you need to live the lifestyle you want to have?
- How do you balance your dream job with job stability?

HOW TO COME UP WITH CAREER IDEAS



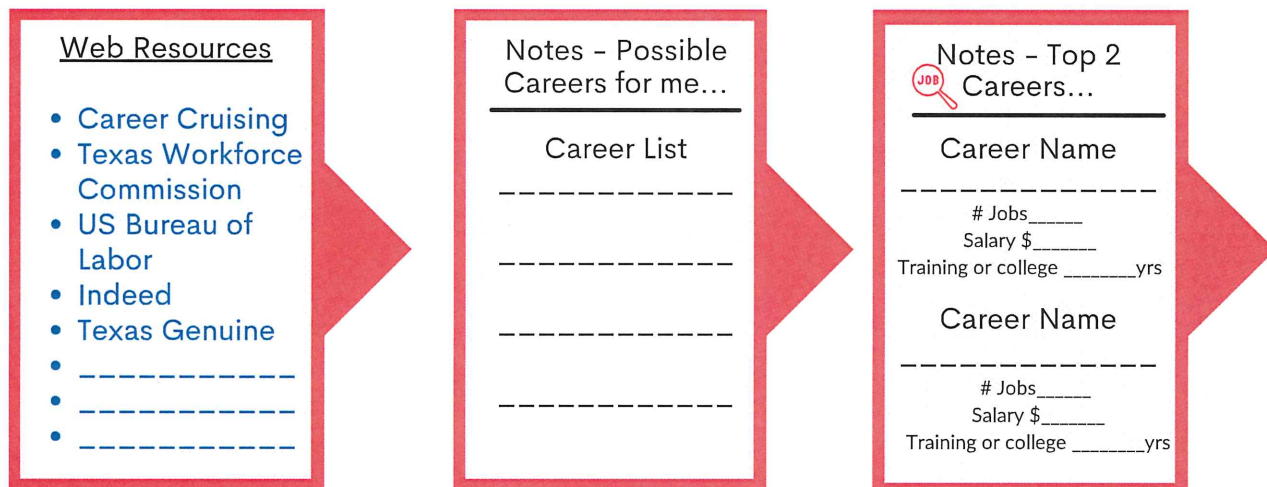
What activities do I like that could become a career?

Do I want to continue to go to school or get skills training?

What do I want from my career?

What are my core values?

RESOURCES AND RESEARCH NOTES




Uniformed Service Opportunities

summary

THERE ARE EIGHT UNIFORMED BRANCHES OF THE UNITED STATES MILITARY:

- UNITED STATES ARMY
- UNITED STATES MARINE CORPS
- UNITED STATES NAVY
- UNITED STATES AIR FORCE
- UNITED STATES SPACE FORCE
- UNITED STATES COAST GUARD
- UNITED STATES PUBLIC HEALTH SERVICE COMMISSIONED CORPS (UNARMED)
- NATIONAL OCEANIC AND ATMOSPHERIC ADMINISTRATION COMMISSIONED OFFICER CORPS (UNARMED)



There are multiple ways to be a part of the US Uniformed Services:

- Enlist - join one of the branches at age 17 or 18 and they will train you! This is considered a full time job and "active duty."
- Officer Training - enter an agreement to serve after college, that they pay for!
- Reserves - Federal oversight
- National Guard - State oversight

MY NOTES ON A CAREER IN THE USA UNIFORMED SERVICES:



PROS for ME:

CONS for ME:

military service

Oh, you will eat the elephant!

DIVIDE AND CONQUOR! ONE BITE AT A TIME!



AS YOU COMPLETE THINGS ON YOUR TO DO LISTS, ADD THEM TO THE ELEPHANT AND CONSIDER THEM DONE! LET YOURSELF MOVE ON TO NEW THINGS. FEEL CONFIDENT ABOUT WHAT YOU ARE ACCOMPLISHING!



my college planning

circle THIS or THAT... or fill in the blank

TYPE: 2 YEAR *OR* 4 YEAR

LOCATION: CLOSE TO HOME *OR* FAR AWAY

SIZE: SMALL (LESS THAN 4,000) MEDIUM (4,000-20,000) LARGE (20,000-40,000) VERY LARGE (MORE THAN 40,000)

MAJOR: _____

IMPORTANCE OF DIVERSITY: NOT KIND OF VERY

IMPORTANT CLUBS OR ORGANIZATIONS:

WHAT ELSE? CHECK IF YES!

HBCU _____

RELIGIOUS AFFILIATION _____

ALL FEMALE _____

ALL MALE _____

GREEK LIFE _____

SPORTS _____

OTHER? _____

COST: IMPORTANT NOT IMPORTANT 100% NEED BASED .

(XELLO HAS COLLEGE RESEARCH FEATURES)

QUESTIONS

TO ASK AN
admissions counselor

- WHAT IS THE AVERAGE INCOMING FRESHMAN'S SAT/SAT TEST SCORE?
- WHAT IS THE AVERAGE GPA OF YOUR ACCEPTED STUDENTS?
- WHAT ARE THE MOST POPULAR MAJORS AT YOUR SCHOOL?
- WHAT PERCENT OF YOUR STUDENTS ARE FROM IN-STATE VERSUS OUT-OF-STATE?
- DO YOU GIVE MERIT BASED SCHOLARSHIPS? DO YOU GIVE NEED BASED SCHOLARSHIPS?
- DO ALL FRESHMEN LIVE ON CAMPUS?
- CAN STUDENTS HAVE CARS THEIR FRESHMAN YEAR?
- HOW ARE ROOMMATES PAIRED OR PICKED?
- ARE MEALS REQUIRED FOR ALL FRESHMEN?
- WHAT PERCENT OF STUDENTS PARTICIPATE IN GREEK LIFE?
- DO YOU HAVE _____ CLUB OR ORGANIZATION ON CAMPUS?
- DOES YOUR SCHOOL HAVE ANY UNIQUE TRADITIONS
- ARE THERE ANY DIVERSITY INITIATIVES ON YOUR CAMPUS?
- DOES YOUR SCHOOL OFFER OPPORTUNITIES FOR RESEARCH WITH PROFESSORS?
- WHAT IS THE AVERAGE CLASS SIZE?
- HOW MANY CREDITS CAN A STUDENT BRING IN FROM HIGH SCHOOL?
- DO YOU HAVE PROGRAMS OR COHORTS FOR FIRST GENERATION STUDENTS?
- ARE THERE OPPORTUNITIES FOR SCHOLARSHIPS AFTER MY FRESHMAN YEAR?
- DO YOU HAVE A STUDY ABROAD PROGRAM?
- DO YOU HAVE OPPORTUNITIES FOR WORK-STUDY ON CAMPUS?

OTHERS QUESTIONS?

Remember:

Six Things Mentally Strong People Do:

1. They move on.
2. They embrace change.
3. They stay happy.
4. They are kind, fair and unafraid to speak up.
5. They are willing to take calculated risks.
6. They celebrate other people's success.

My face when someone tells me stress balls are for squeezing, not for throwing at people who stress me out



Future

What a wonderful thought it is that some of the best days of our lives haven't happened yet.

Scholarship Binder

Gather and organize items needed for scholarships. Make copies of originals and keep them on hand in a folder or binder. This will make application processes much easier.

PERSONALIZED COVER SHEETS

Personal photo, statement, vita you want to share about self. Add this to scholarships to set yourself apart.

TRANSCRIPTS

High school, college(s)

RESUME(S)

Accomplishments, Work History, Volunteer Work

TEST SCORES

SAT, TSI, Others

RECOMMENDATION 1 - ACADEMIC

Teacher, school staff, administrator

RECOMMENDATION 2 - NON ACADEMIC

Previous employer, Church leader, Community sponsor

RECOMMENDATION 3 - PERSONAL

Non-Family, Someone who can attest to your personal qualities

OTHER - _____

OTHER - _____